

Materials I Need:

Legend:



 = Option 1, Appropriate for 1st – 2nd Grade



 = Option 2, Appropriate for 3rd – 6th Grade

Memory Work:

“But the ministry Jesus has received is as superior to theirs as the covenant of which He is mediator is superior to the old one, and it is founded on better promises.” Hebrews 8:6 (NIV)

Hook:

New and Improved (Group Activity). ,  Divide the class into small groups. Give each group a product that would interest kids such as breakfast cereal, shampoo, dog food, a pair of running shoes, frozen pizza (just bring the box), Band-Aids, bug repellent, mechanical pencil, toothbrush, sunglasses, etc. Have each group discuss how its product could be improved. Have fun and be as far-fetched as you wish. For instance, the pencil may do your homework for you. The sunglasses may enable you to see through solid objects, as Superman does. Then have each group ‘sell’ its ‘new and improved’ product to the class. Tell them that in today’s passage the writer of Hebrews tells about something that is new and so much improved that the old version is like a shadow compared to the new.



Shadows (Demonstration/Discussion). ,  You will need:
 flashlight
 few small objects that can be identified by their shape such as a key, a toothbrush, a small pair of scissors, a fork
 a small cross

Dim the lights in the room. Hold each object behind a barrier (such as a box). Shine the flashlight on each object so that the students can see its shadow. Have the students identify the shadows.

Ask them the following questions for a discussion:

1. How much can we know about something from seeing its shadow?
2. We can get some idea of what it is but can we know what it is made out of or what color it is?
3. Is a shadow as good as the real thing?
4. What can shadows be used for?



Finish by showing the shadow of the cross. After the students identify the cross, tell them that before Jesus came and died on the cross, there was a ‘shadow’ of His sacrifice in the Old Testament. The writer of Hebrews will tell us why the ‘shadow’ was not as good as the real thing.

Make a Copy (Worksheet/Discussion). ,  Have the students draw a copy of this picture in the space provided on **HEB05.GF1**. Ask them the following questions:

1. Is your copy exactly like the original?
2. Which is better; the copy or the original?

Tell them that in the passage for today, the writer of Hebrews says that the laws and sacrifices of the Old Testament are like a copy or shadow of something else that is far better. Tell the students to listen to the Bible Adventure today to find out what is far better than Old Testament sacrifices and why.



Old verses New...Which is better? (Object Lesson).   Tell the students that the New Covenant is far better than the Old Testament. To demonstrate that new is better than old, bring in some related items or cut out pictures from magazines. Examples:

- An 8-track verses a CD
- A potato masher verses a mixer
- An older telephone verses a cell phone
- A regular lead pencil verses a new clicker pencil
- Jiffy Pop or bag of popcorn kernels verses microwave popcorn
- A large, bulky planner verses a handheld organizer

Ask the students to compare which of these items are better and share why they think newer is better.



Keeping Your Word (Discussion/Object Lesson).   You will need:

- paperclip
- magnet
- a reward (such as Rice Krispie treats) that you can reward the students with at the end of class.

Prior to class come up with an, "If you....., then I'll statement. Example: "If you participate in music and sing so I can hear you (**not scream**), then I will give you a treat at the end of class." Or, "If you follow **all** the class rules today, then I'll give you a treat at the end of class."

Ask the students:

1. What is a covenant? Allow them to answer. Explain to them that a covenant is a "promise".
2. Has anyone ever made a promise to you and not kept it?
3. How did you feel when the person didn't keep their promise?



Tell them that in today's lesson they will learn how God made a promise with Israel called the Old Covenant. This was a conditional promise based on the people's obedience to the Old Testament laws and offering of sacrifices at the temple. It was temporary until Christ came. Tell them they will also learn about a New Covenant God made with all of His people. It's better than the Old because it is permanent. Often people let us down by not keeping their word, but we can always count on God to keep His Word.

Tell the students in Hebrews 13:5 God says "I will never leave you nor forsake you." That means He will always be by our side, even when no one else is. James 4:8 says "Come near to Him and He will come near to you". An example of this is like a paperclip and magnet. We are like this paperclip and God is like the magnet. When we move close to God, He pulls us even closer to Him.




Demonstrate the magnet and paperclip attraction. What are some of the ways we move near to God? (*Reading our Bible, praying, thanking Him and singing about Him.*)

State to the students: "I want to make a covenant with you today". (*Now state the "If you.....then I'll....." statement.*) Let them know you can only treat those who keep the covenant/agreement. If they do not....., then they will not receive the treat at the end of class.






Old Testament Sacrifice (Object Lesson/Discussion).   Explain to the students that under the Old Testament system of sacrifice, the priests had to literally kill an animal. As you explain this to the students, take a clear glass bowl and fill it with water and red food coloring. Soak a hand towel in the bowl, lift it just over the bowl and slowly twist the hand towel allowing the "blood" to soak your hands and pour into the bowl. This sacrifice did not clear the conscience from sin but provided a temporary outward covering that foreshadowed the permanent sacrifice: The work of Jesus Christ on the cross. We no longer sacrifice animals because of the finished work of Jesus. Refer to Hebrews 9:7-14, 10:1-8, 13:11-12. Ask the students:

1. What was the purpose of these animal sacrifices in the first place?
2. How are we forgiven now?

 **Key Phrase (Discussion/Activity).** ,  You will need:
a prize or treat

Play the game Hangman using the phrase “once and for all” on the white board. Ask the students if they have ever heard anyone use this expression. When the students have heard someone use this expression, what was that person talking about? Tell them that in today’s passage the writer of Hebrews uses this phrase. Who do you suppose did something “once and for all” and what do you suppose that person did? Have students listen for this phrase in today’s Bible lesson. The first student who raises his hand after the teacher says “once and for all” will win a prize. (When you get to this point in the lesson, give a prize also to the students who can tell you WHO did something “once and for all,” and WHAT this person did.)

 **What is a Covenant? (Discussion)** ,  You will need:
HEB05.GF2 Pgs. 1 & 2
two wooden blocks 2"x4"x6"

Before class prepare the wooden blocks with the words ‘The Law’ or ‘Ten Commandments’ written in bold letters.

Ask the students, “What is a Covenant?” Tell the students these words could be substituted for covenant: agreement, contract, promise or pledge. In the Bible we find these contracts or agreements made between two parties, between man and man, and between nations or tribes. We also find them made between God and man. Often we hear the mention of Old Covenant and New Covenant as we do in the book of Hebrews.



Use **HEB05.GF2 Pg. 1** to demonstrate a conditional covenant. Ask for a volunteer who can hold one block of wood in each hand with arms parallel to the floor for 5 minutes. Show the students the words written on the blocks and demonstrate how they are to be held. The teacher would fill in the blanks and read the conditions to the class. Have the volunteer come up to sign the Covenant. Have several witnesses sign the document and then date it. Ask another teacher to time the volunteer while he attempts to complete the task. The student will fail because it is almost impossible to hold both arms in a parallel position for 5 minutes.

Tell the students that you have another Covenant and ask them to raise their hands if they want to volunteer for this Covenant. Use **HEB05.GF2 Pg. 2** to demonstrate a non-conditional Covenant. Choose someone who did not volunteer to come up in front of class. Fill in the Covenant with no conditions and read it to the class. Have the student and witnesses sign the document and date it. Then give the promised item to the one you promised to give it to.




Show both Covenants to the students and ask which do they think is the best one and why. Ask them which Covenant do they think is like the Old Covenant and which one would be like the New Covenant?



Book:
Presentation Ideas –

 **Temporary vs. Permanent (Object Lesson/Discussion).** ,  You will need:
transparency made of **HEB05.GF3** (old sacrifice vs. Christ sacrifice)
various overhead projector markers
permanent Sharpie type markers

Color the left side (old sacrifice) with overhead projector markers. Color the right side (Jesus on cross) with Sharpie markers. Explain to the class how the old sacrifice was temporary and replaced by the one-time permanent sacrifice of Jesus. Show them the transparency of the old way people were made right with God through animal sacrifices and the new way we’re made right with God through the sacrifice of Jesus on the cross. Show them how the old way was temporary by wiping away the colors (*using a dampened cloth or paper towel*), but the new way is permanent (*try wiping away color, but it won’t wipe off*).

 **Tearing the Veil (Visual Aid/Activity).**   Bring in a large sheet that can be torn in two (cut past hemline to start a tear). Hang the sheet up in a corner of the room by tacking the corners of the sheet onto the walls. You may also want to place a cross behind the “veil.” As you teach the Bible lesson, talk about the fact that Jesus’ death on the cross allows anyone who believes in Him to enter into God’s presence, unlike the O.T. believers who weren’t allowed into the Holy of Holies. Share about Matthew 27:51 and how the veil was torn in two. At this point in the lesson, you or several student volunteers can grab a side of the sheet and tear it in two.

 **Shadow of the Cross (Illustration).**   **HEB05.GF4.**

Bible Adventure for 1st – 6th Grades –

Jesus is superior! This theme rings loud and clear throughout the entire book of Hebrews. We have seen in our study how Jesus is far above the angels, Moses, and all of the high priests that ever lived in the Old Testament. Remember, a high priest represented the Israelites before the Lord. The people could not go directly to God themselves because of their sinfulness. Once a year, the high priest would enter the Holy of Holies (a special room in the tabernacle that symbolized God’s presence) and offer an animal sacrifice to cover not only the people’s sins but also his own. This had to be done over and over, year after year. However, when Jesus came to earth, He became the perfect high priest who was tempted in all the ways we are and yet never gave in to sin. He sacrificed Himself on the cross to completely remove our sin, not just to cover it like before. No other high priest or sacrifice will ever be needed again. Because of Jesus, we now can go directly to God.

As the superior High Priest, Jesus introduced the New Covenant. Now that sounds impressive, but what in the world does it mean? Well, a covenant is a promise. The Old Covenant is the promise God made to the nation of Israel through Moses. The Lord set up laws by which the nation would serve and worship Him as their King. The people agreed to this covenant and followed God’s laws by erecting the all-important Tabernacle as a place to make offerings and sacrifices. For the time being, this was God’s way of enabling Israel to be cleansed of their sin so that they might know and faithfully serve Him.

However, this Old Covenant was only temporary. God gave it to Israel as a shadow or an illustration of the new and better covenant that was to occur with the coming of Jesus the Messiah. His death and resurrection would mean that God’s people would no longer have to go through a human high priest and offer animal sacrifices each year for the covering of their sin. They would be able to go straight into the presence of God through prayer and the Holy of Holies would no longer be necessary.

The author of Hebrews further explained three reasons why the New Covenant is superior to the Old Covenant. He will demonstrate why God’s promises to us today through Christ will last forever and are much better than the promises made to Moses and the Israelites. First, the New Covenant is a better one. How is it better? Because God’s laws will not merely be outward actions that we attempt to do. The Holy Spirit will come to live inside us and through the Word He will not only enable us to obey God but He will also enable us to take great delight in doing so. It will not be drudgery! Hebrews 8:10 says, “...I will put my laws in their minds and write them on their hearts. I will be their God, and they will be my people.” We can go to God directly and have an intimate, personal relationship with Him.

Second, the author explained that the New Covenant has a better sanctuary. A sanctuary is where the presence of God is. Under the Old Covenant, the sanctuary was in the tabernacle in the Holy of Holies. Only the high priest could go there and even he could only go once a year. However, because of Jesus, we can go directly into God’s presence through prayer anytime we desire. We no longer need a human high priest or a tabernacle.

Third, the New Covenant has a perfect and better sacrifice—Jesus Himself! Unlike the Old Testament animal sacrifices, Jesus’ death on the cross was a permanent sacrifice that will never have to be repeated. Christ lived a perfect life and His death on the cross is “once and for all.” His blood provided complete and eternal forgiveness. As a result, Christ is now our “forever” High Priest who stands in heaven and represents us before God the Father. Someday He will come back to earth and gather His own to live with Him eternally in heaven.

So, which covenant do you think is better, the old or the new? I think we would call that a “no brainer!” The people to whom Hebrews was written were struggling with going back to the Old Testament ways because of the persecution they were facing. The author gave a very convincing and compelling

argument that they would be foolish to go back, indeed! The New Covenant is **SOOOO** much better. It offers the end of sacrifices and gives the permanent forgiveness of sins. It offers complete access into the presence of God without a high priest and a tabernacle. Finally, it offers the ability to know God personally through the Holy Spirit. And because Jesus, not only died on the cross but also raised from the dead, we are guaranteed beyond the shadow of a doubt that God's promises are true.

What do you need to do in light of studying about the superior New Covenant? Trust in God's promises! They give us great hope and strength for today, knowing that God will never leave or forsake us and that He will always remain faithful since Christ's sacrifice was "once and for all." This will keep us coming back again and again to the Lord for grace and help in our time of need and will keep us on the right track of love and obedience to Christ.



Aim Questions

1. **Who wrote the book Hebrews?** *(The author is unknown.)*
2. **Why was the book written?** *(It was written to confirm Jewish Christians in their faith and to caution them from falling away.)*
3. **What was going on with these Hebrew Christians?** *(They were being persecuted for their faith and were tempted to go back to Judaism.)*
4. **What is the theme of Hebrews?** *(The superiority of Christ.)*
5. **In today's passage, what did the author compare that was old and new?** *(The Old Covenant and the New Covenant.)*
6. **In what three ways is the New Covenant better than the Old Covenant?** *(1. Better covenant; 2. Better sanctuary; 3. Better sacrifice.)*
7. **How is Christ a better sacrifice?** *(His death was a "once for all" death that is permanent and perfect.)*





Look:





Old or New? (Worksheet).   Have students fill in this worksheet to compare the Old and New Covenants, **HEB05.GF5**.



A Better Covenant (Worksheet).   Use this worksheet, **HEB05.GF6**, to help the students see how the New Covenant is a better covenant.



Covenant Catch (Game).   Discuss with the students that the O.T. Covenant was very different from the New Covenant. The O.T. Covenant was temporary and limited; sacrifices were constantly being made for the covering of sin and there was something greater coming. These O.T. saints were at a disadvantage because Jesus had not yet come and they looked expectantly to the future work of their King. New Covenant saints have knowledge of the cross and are able to look backward to the finished work of Christ, once for all.

Game rules: Have the students line up in two parallel lines, shoulder to shoulder, with about ten feet between the two lines. Blindfold every other student so that one blindfolded student will be throwing to another. Equip each student with a beanbag, rolled up sock, paper ball, etc. (be uniform in your object). Have the students begin tossing the object to their partner. The teams should keep count of the amount of catches that they make by calling out each score (i.e. for the first catch the player will call out "one," and their partner will call out "two" when they catch it, and so on). All teams will be able to score points although the Old Covenant saints (blindfolded students) are at a disadvantage.

Ask the students which set of rules do they prefer? Ask the students:

1. Do they understand why the people under the Old Covenant were like the blindfolded students? *Because they blindly followed a ritual of animal sacrifice through a high priest.*
2. Do they understand why we, the people under the New Covenant, are like the players who could see? *Because we have the Bible and Holy Spirit in us to explain God's righteousness, the barrier between us and God because of our sinfulness, Christ's blood washing away our sins so we can become children in God's family.*
3. How are we forgiven if we lie, disobey, or steal? *We admit we are wrong and ask God to forgive us and help us not to do it again.*

- The Jalopy and the Jaguar (Worksheet).** 🎨, 🦋 Have the students complete this worksheet to see the many differences between the Old and the New Covenants just like there are many differences between these two cars, **HEB05.GF7**. Refer to Hebrews 8-10 and today's lesson so you can help the students list all the differences between the Old Covenant and the New Covenant.
 - “Better Promises” (Worksheet).** 🎨, 🦋 Have students fill in this worksheet to reinforce the memory verse, **HEB05.GF8**.
 - Memory Verse Cryptogram (Worksheet).** 🦋 Solve this puzzle to review today's memory verse, **HEB05.GF9**.
 - Covenant Maze (Worksheet).** 🎨, 🦋 Turn the worksheet **HEB05.GF10** face down when passing it out to each student. Hand each student a crayon to complete the worksheet. Advise them to try not to touch the lines on the maze. Have the students turn the worksheet over and read the directions on the worksheet aloud. Before you say GO!, point out to the students that one of the starting points is wider than the other which would make it easier not to touch the lines. Now say GO!!
There is no way to get through the maze, it is a dead end. However, the faith route will take the students directly to 'Eternal Life' and within the time limit. **Debrief.** Ask the students the following questions to build dialogue. Was the wider way the best way to get to Eternal Life? Could you get to Eternal Life by going through the wide way? What was different between the narrow way and the wide way? What leads to salvation, faith in Jesus or doing good works through obedience to the Law?
 - Aim Questions (Worksheet).** 🎨 Have the students answer the Aim Questions about today's Bible Adventure, **HEB05.GF11**.
 - Passage Review Questions (Worksheet).** 🎨, 🦋 This booklet contains many questions from the Scripture passage covered in today's lesson. Students may work on them in class and complete them during the week at home, **HEB05.GF12 Pgs. 1 & 2**.
 - Hebrews 8:6 (Memory Verse Song).** 🎨 Words and music for today's memory verse are available upon request from Children's Ministry.
-



Took:

- A New Look (Craft).** 🎨, 🦋 Each student will need:
HEB05.GF13 copied onto white paper
 red 8x10 felt
 black markers
 craft glue
 scissors
 Start the craft by brainstorming some of the “holes” in the Old Testament Laws: *Sacrifices had to be repeated yearly, didn't remove sin, had to be done by human high priest, did not give us access to God, had to kill animals, laws were not written in our hearts.* Write these on the white board. Have the students copy some of these answers in the circles on the white paper representing “holes” in the Old Covenant. At the top of this paper write Old Covenant. Next have the students cut these circles out of the paper and discard the cut out circles leaving a white paper labeled Old Covenant with holes in it. Now give the students the red felt and have them label it New Covenant. Have them paste the felt on the back of the Old Covenant sheet with the title “New Covenant” showing. Each student now can see both the Old and New Covenants but the Old Covenant took on a new look when the New Covenant covered it. The holes are no longer there but we are reminded by the presence of the holes that Christ's covenant with us is superior and can cover all sin.




 **Once and for All (Object Lesson).**   You will need:

- one piece of white onion or one stalk of green onion (with the root end cut off) for each student
- one small paper cup or one napkin for each student
- one can of aerosol deodorant or air freshener
- one large zip-lock plastic bag with "Once and for All" written boldly in marker

Give each student a generous piece or stalk of onion in a small paper cup or on a napkin. (You may want to do this after snack time so the students won't be disappointed that this is not a snack). Have the students smell their onions. Tell them that these onions and their smell will represent sin. Go around the room spraying the deodorant on the pieces of onion. Ask them: Does it help the smell? Does the spray get rid of the problem? Explain to the students that the sacrifices of the Old Covenant were like the deodorant spray. They covered sin but they didn't take away sin even when repeated over and over.




Read Hebrews 10:1-3. Go several times around the room spraying each onion as you go. The reason that sacrifices had to be repeated is that they could not take away sin. The spray may cover the smell of the onion temporarily, but it doesn't get rid of the problem no matter how many times it is repeated. In fact, the spraying reminds you that the onion is still there. The sacrifices were a reminder that sin was serious and that some day a sacrifice would be made to take sin away for good. Now read Hebrews 10:10-12. Open the large plastic bag and allow the students to throw their onions inside. Then have a teacher take the bag out of the room. This bag is like the sacrificial death of Jesus on the cross. It took away sin "once and for all" and made any further sacrifice unnecessary. Jesus' death on the cross was enough to take away sin "for all." That means His death was all the sacrifice that God required for your sins and mine. Ask the students the following questions:

1. Do you know the forgiveness for sins that Jesus can give?
2. What must we do in order to have OUR sins taken away in Him?

 **Covenant Folder (Craft).**   Each student will need:

- HEB05.GF14 Pgs. 1 & 2 duplex copied onto cardstock
- scissors
- coloring crayons



Have the students follow the directions on HEB05.GF14 Pgs. 1 & 2 to complete their crafts.

 **Superiority of Christ Ribbon Incentive (Review).**   Utilize this overview tool and incentive program to motivate the students and their parents to memorize the outline and key verses for the book of Hebrews. Devote time in your classroom to equip the students with a framework for assimilating and retaining the deep truths of Christ's superiority in the letter to the scattered Hebrew Christians. Review the incentive program at length with the students and encourage them to ask their parents to participate with them. Show the students both components of the program, the 'Jesus Is Superior' button and the ribbon loops that will be rewarded each week for completed memory work. Direct them to memorize the first verse in order to receive the first ribbon loop on the button. Hot glue each awarded ribbon loop to the button in the following order:

Lesson	Text	Theme ~ Memory Verse	Ribbon loops
HEB01	Hebrews 1-2	Christ Is Superior over the Angels ~ 1:4	White - represents angels
HEB02	Hebrews 3:1 - 4:13	Christ Is Superior over Moses ~ 4:11	Brown - represents Moses
HEB03	Hebrews 4:14 - 5:10	Christ's Superiority over the O.T. Priesthood ~ 4:15	Blue - represents the priest's garments
HEB04	Hebrews 5:11 - 7:28	The Danger of Falling Away ~ 6:11	Yellow - represents the danger of falling away (as in a warning sign)
HEB05	Hebrews 8:1 - 10:18	Christ Is Superior over the O.T. Covenant ~ 8:6	Red - represents the blood of Christ
HEB06	Hebrews 10:19 - 12:29	Holding Fast by Faith ~ 11:1	Purple - represents faith
HEB07	Hebrews 13	Superiority of Christ in the Christian Life ~ 13:15	Green - represents the Christian's walk

Make a Copy

Draw a copy of this picture in the space provided.



A Conditional Covenant

I _____, the party of the first part, do solemnly swear that if _____, the party of the second part, holds his arms straight out from his body with each hand holding one block of wood for the period of ___ minutes. The party of the first part promises to give the party of the second part _____.

If the party of the second part fails and does not complete the task stated above, he or she will receive the following penalty:

_____.

Party of the first part: _____
Party of the second part: _____
Reliable witness #1: _____
Reliable witness # 2: _____
Date: _____

A Non-conditional Covenant

I _____, the party of the first part, do solemnly
promise I will give _____, the party of the second part,
the following: _____.


Party of the first part: _____

Reliable witness #1: _____


Reliable witness # 2: _____

Date: _____


Old Sacrifice




Jesus on Cross




Shadow of the cross





Old or New?



The following statements describe either the Old Covenant or the New Covenant.

Look in Hebrews 8, 9 and 10 for help in labeling each statement Old or New in the blank provided.


- | | |
|---|--|
| <p>_____ Copies and shadows (8:5, 9:24, 10:1)</p> <p>_____ Superior because it is founded on better promises (8:6)</p> <p>_____ Faulty because the people didn't keep their part of the promise (8:7, 8)</p> <p>_____ Priests entered an earthly sanctuary (9:1)</p> <p>_____ Christ entered a heavenly sanctuary (9:24)</p> <p>_____ External regulations (9:10)</p> <p>_____ Free access to God through Christ (9:15)</p> <p>_____ Separated men from God (9:7, 8)</p> <p>_____ Laws written on tablets of stone (9:19)</p> <p>_____ Laws written on our hearts (8:10, 10:16)</p> | <p>_____ Not able to clear the conscience or remove guilt (9:9, 10:2)</p> <p>_____ Clears the conscience so we can serve God (9:14)</p> <p>_____ Single sacrifice—Once-for-All (9:12, 10:12)</p> <p>_____ Many priests offering sacrifices (10:11)</p> <p>_____ Animal sacrifices (10:4)</p> <p>_____ Christ Himself is the perfect sacrifice (9:12, 14)</p> <p>_____ One priest offers one sacrifice (10:12)</p> <p>_____ Repeated sacrifices (9:25, 10:1)</p> <p>_____ Reminded people of their sin (10:3)</p> <p>_____ Not able to take away sin (10:4, 11)</p> <p>_____ Sins are removed (10:14)</p> |
|---|--|

Compare and Contrast Describe the Old and New Covenants using statements from the list above. List them in contrasting pairs (opposites).

Old Covenant	New Covenant

THE NEW COVENANT

In today's lesson, we learned that Jesus Christ is *Superior* over the Old Testament Covenant.
Answer the questions below to find out why this is so.




A Better Covenant

- Read Hebrews 8:10-11. Write down why the New Covenant is a better covenant.

- According to Ezekiel 36:27 and Acts 2:1-4, who now lives inside of every Christian?


A Better Sanctuary



- Who was the only person allowed into the Holy of Holies?
A) The president; B) The pastor; C) The high priest; D) Pharaoh and his army captains

- Read Matthew 27:51. What does this event mean for us today?

- Read Hebrews 9:11. Who is our "High Priest" today? _____




A Better Sacrifice

- Read Hebrews 10:10. What does it mean that Jesus offered His body "once for all?" _____


- True or False ~ According to Hebrews 10:4, it is possible for the blood of the O.T. animal sacrifices to take away sin.

- True or False ~ According to the writer of Hebrews, Jesus is a better sacrifice because He is the perfect God-Man (10:5-7).



the Jalopy and the Jaguar

A jalopy is a car that is very old and run down. It has seen the end of its days and needs to be replaced by something much better. A Jaguar is one of the nicest cars on the market. It is fast, fun, and very expensive. In much the same way, the Old Covenant came to an end with Jesus coming into the world.



There are many differences between the Old and the New Covenants just as there are many differences between these two cars. Decide which is the jalopy and which is the Jaguar and write the names on the lines above each car. Now circle the items on the jalopy which are different than the Jaguar. Below the Jaguar list all of the differences that you can think of between the Old Covenant and the New Covenant. (*Hint: Hebrews 8-10*)



Better Promises

Fill in the missing words of the memory verse using their 'shadows' as a guide.

"But the ministry Jesus has received
Is as superior to theirs as the covenant
of which He is mediator is superior
to the old one, and it is founded on
better promises" Hebrews 8:6

The following promises concern either the OLD Covenant or the NEW Covenant.
Mark them OLD or NEW. (You will notice that the New Covenant promises are better!)

_____ "I will put my law in their minds and write it on their hearts." Jeremiah 31:33


_____ "Now if you obey me fully and keep my covenant, then out of all nations you will be my treasured possession." Exodus 19:5

_____ "I will also make you a light for the Gentiles, that you may bring my salvation to the ends of the earth." Isaiah 49:6

_____ "Then have them make a sanctuary for me, and I will dwell among them. Make this tabernacle...exactly like the pattern I will show you." Exodus 25:8, 9

_____ "...the blessing if you obey the commands of the Lord your God that I am giving you today." Deuteronomy 11:27

_____ "For I will forgive their wickedness and will remember their sins no more." Jeremiah 31:34



Covenant Cryptogram



Solve the cryptogram puzzle below to discover today's memory verse. Each letter in the table corresponds to a specific number under the lines in the phrase. All of the vowels have been done for you. You may refer to your Bible for help.

A	B	C	D	E	F	G	H	I	J	K	L	M	N	O	P	Q	R	S	T	U	V	W	X	Y	Z
5				23				20						1						22					24

“ U E I I Y E U A
 9 22 6 6 19 23 21 20 17 20 3 6 26 24 2 23 3 22 3 19 5 3
 E E I E I A U E I O O
 26 23 13 23 20 8 23 25 20 3 5 3 3 22 4 23 26 20 1 26 6 1
 E I A E O E A O
 6 19 23 20 26 3 5 3 6 19 23 13 1 8 23 17 5 17 6 1 14
 I E I E I A O I U E I O
 12 19 20 13 19 19 23 20 3 21 23 25 20 5 6 1 26 20 3 3 22 4 23 26 20 1 26
 O E O O E A I I
 6 1 6 19 23 1 16 25 1 17 23 5 17 25 20 6 20 3
 O U E O E E O I E .”
 14 1 22 17 25 23 25 1 17 9 23 6 6 23 26 4 26 1 21 20 3 23 3

Hebrews 8:6

Covenant Maze

ETERNAL LIFE

NEW COVENANT

OLD COVENANT

The Law

The Law

FAITH

Start

Start

WORKS

There is only one way to 'Eternal Life' with Jesus. Look at the two ways on the worksheet to reach 'Eternal Life' at the top of the worksheet. You can either choose the left starting place or the right starting place. You only have ten seconds to complete this worksheet.

Go!!

Solve the Puzzle Maze

Aim Questions

Answer the following questions about today's Bible Adventure.

1. Who wrote the book of Hebrews?
2. Why was the book written?
3. What was going on with these Hebrew Christians?
4. What is the theme of Hebrews?
5. In today's passage, what did the author compare that was old and new?
6. In what 3 ways is the New Covenant better than the Old Covenant?
7. How is Christ a better sacrifice?

God's promises give us great hope and strength for today, knowing that God will never leave or forsake us and that He will always remain faithful since Christ's sacrifice was "once-and-for-all." This will keep us coming back again and again to the Lord for grace and help in our times of need and will keep us on the right track of love and obedience to Christ.



"But the ministry Jesus has received is as superior to theirs as the covenant of which He is mediator is superior to the old one, and it is founded on better promises."

Hebrews 8:6

Passage Review Questions
Hebrews 8:1-10:18

Describe our High Priest. (8:1-6)

Who is our High Priest? (8:6)

Why did God provide a special High Priest in Heaven for His people on earth? (8:7)

Describe this new covenant that God has established with His people. (8:8-13)

What has become of the Old Covenant now that the New Covenant has been established? (8:13)

Why was the Tabernacle set up? (9:1, 7)

What did the Holy Spirit display by keeping the place of worship and its rules and regulations in operation? (9:8-9)

Why is Christ's sacrifice much greater than the sacrifice of animals in the Old Testament? (9:12-14)

Why is Christ the mediator of the New Covenant? (9:15)

Who does Christ appear before as our mediator? (9:24)






How often does Christ have to die for our sins? (9:25, 28)

How is the Law described? (10:1)

Is it possible for bulls and goats to take away the sins of mankind? (10:4)

What position does Christ hold in Heaven to this day? (10:12, 13)


How does the Holy Spirit confirm the work that Jesus did? (10:15-17)



A New Look

Covenant Folder

1. Cut out folder on double lines (both pages).
2. Fold dotted lines inward.
3. Fold single lines outward.
4. Put the flap through the cut-out space and attach it with tape edge-to-edge between the arrows.
5. Tape will function like a hinge.
6. Folder will open like a book from front or back—you'll see!



Covenant Folder—(back)

