

**Materials I Need:****Legend:**= Option 1, Appropriate for 1<sup>st</sup> – 2<sup>nd</sup> Grade= Option 2, Appropriate for 3<sup>rd</sup> – 6<sup>th</sup> Grade**Memory Work:**

“We want each of you to show this same diligence to the very end, in order to make your hope sure.” Hebrews 6:11 (NIV)

## Hook:



**Baby Bottle Relay (Game).** You will need:

two or more baby bottles (be sure nipples are the same)  
milk (you may want to use baby formula)

Ask for student volunteers; one for each bottle you brought. Have these students compete to see who can drink the most milk before you tell them the time is up. Give the ‘go’ signal. Use your own judgment about how much time to wait. When time is up, give a prize to the student who drank the most milk. (It would be fun to give a candy pacifier). Ask the students the following questions for a discussion:

1. Do you eat this way at home?
2. Why not?
3. What would you think if you found out that a student your age still drank from a baby bottle or ate baby food all the time?



**Warm Milk (Snack).** Serve warm milk or let students taste baby formula. You may also want to serve some kind of baby food. An inexpensive way to do this would be to prepare some cream of rice cereal. Talk to the students about the reasons why babies eat differently than older children. Tell them that it’s perfectly fine for babies to drink only milk and eat baby food, but what would you think of a person who never learned to eat solid food? If you saw a grownup or even an older child living on baby food, you would know something was terribly wrong!



**Feed the Baby (Skit).** You will need various supplies for feeding a baby such as:

bib  
spoon  
baby food (various kinds)  
baby finger food such as Cheerios  
bottle or toddler cup  
wash rag for ‘cleanup’

Have two teachers perform a “My Hands, Your Body” skit. The teacher in front (who is prepared to get a little messy) puts his hands behind his back. The teacher in back puts his hands and arms through the underarms of the teacher in front (from behind) as far as he can. Put the baby food and other supplies on a high table so the teacher (in back) can reach them. Have the teacher in back put the bib on the teacher in front and feed ‘himself.’ Someone can narrate and give direction to the teachers in the skit if desired. Have fun! Ask the students the following questions for a discussion:

1. Was it weird to see a grownup eating baby food?
2. Why don’t grownups usually eat baby food?
3. When did you stop eating baby food? Why?
4. What would you think if you saw a grown person eating baby food at an actual meal?

- Spiritual Milk vs. Solid Food (Activity).** 🍌, 🦋 You will need:  
small paper cups and plates  
a pitcher of warm milk  
muffins or donuts  
fruit

Before class, set the table with plates and place a cup in the center of each plate. Have the students sit at the table so you can serve them breakfast. Pour milk into each cup and place the cup back on the center of each plate. Let them begin enjoying their breakfast (the warm milk only). (*You can expect some grumbling and hopefully comments about how they thought you were serving breakfast??!!*) Then begin a discussion by asking them:

1. Did you expect something else?
2. Aren't you satisfied with just milk?
3. What's wrong with having just milk?

Tell the students that in today's lesson we'll learn about how believers need to get off the spiritual milk meant for babies (*always wanting to be taught the basic, simple truths about Christ over and over*); and move on to spiritual solid food (*learning how to live a godly life, discerning good from evil, teaching others*) like this (*bring out the muffins and fruit*). Ask how many of them would like the muffins and fruit? Tell the students as much as they desire to have solid food like muffins and fruits, as they study the Word, pray, and memorize they are eating the solid spiritual food and will keep growing in the Lord.

- That's Baby Stuff (Worksheet).** 🍌, 🦋 Have the students complete this worksheet by crossing out the 'baby stuff' and circle the things that are appropriate for someone more 'mature', **HEB04.GF1.**

- A Seed That Grows (Object Lesson).** 🍌, 🦋 You will need:  
package of flower seeds such as primrose, petunias, pansies, violets, etc.  
similar plant in full bloom  
small flowerpot with gravel  
water

1. Begin a discussion with the class about how you want to plant some seeds to grow plants just like this one (*show them the plant in full bloom*).
2. Show them the flowerpot and package of seeds. Then open the package of seeds and plant some in the gravel. Ask them if they think it will grow? (*NO!*)
3. Ask, "Why not?" Oh wait, I need to water it, don't I?! "Will it grow now?" (*Yes, but it won't live long!!*)
4. "Hmmm, what do I need to make it grow and blossom like this one?" (*show them the plant in full bloom*) (*It needs good soil and nourishment.*)
5. Tell the students that in our lesson today, Paul warns believers that some people will fall away from the faith because the thorns and weeds of this world will choke them out. Ask, "What are the thorns and weeds of this world?" (*False teachings, being too busy to go to church, study the Bible or pray, etc.*)
6. We need spiritual nourishment to protect us and to help us grow and blossom in our faith. Seeds that are planted on rocks do not take root and will eventually die. Even though the seed of faith (belief in Jesus Christ) has been planted in our hearts, if we don't give it nourishment, it won't grow either, and could eventually be choked out by the spiritual thorns and weeds of the world. Ask the students: "Is your seed being nourished properly?"

- Story Time (Group Activity).** 🍌, 🦋 Divide class into small groups. Give one warning sign to each small group, **HEB04.GF2 Pgs. 1 & 2.** Have each group make up a short story involving the sign. Have each group share its story with the class. Afterward, discuss what happened in these stories when the warning signs were ignored. Did the stories have happier endings when people paid attention to the warnings?



## Book:

### Presentation Ideas –



Warning No. 3 (*Teachers Aid*). 🦋, 🦋 HEB04.GF3.



What's Wrong with this Picture? (*Visual Aid*). 🦋, 🦋 HEB04.GF4. (*Adult drinking from baby bottle*).

### Bible Adventure for 1<sup>st</sup> – 6<sup>th</sup> Grades –

WARNING! DANGER! WATCH OUT! What do these words do to you when you hear them? Do they cause you to merely lift your head and yawn? Absolutely not! They cause you to be on the alert and to take measures to make sure you stay safe. There are many things we have in our lives that serve to warn us of impending danger. In a car, warning lights help us to take care of a mechanical problem before it makes matters worse and causes harm. On the streets, warning lights and signs keep us from having an accident. On the ocean, a lighthouse serves as a warning to keep ships from crashing into rocks and cliffs during a storm or at night. In today's study of Hebrews, we will hear the author give the third of five warnings to cause his readers to be on the alert and avoid the disaster of falling away from God.

The author reminded these Jews of the great spiritual privileges they had been given. A privilege is a special benefit or honor. They had heard the life-changing Gospel of Christ and lived amongst other believers who had actually seen Jesus and witnessed God's power and grace. They were taught the Scriptures very well and had been guided to live in a manner pleasing to the Lord. However, some of them were turning their backs on God and abandoning what they knew to be absolutely true because of the suffering and persecution they were facing. By the time this letter was written, these Hebrews should have been faithful and mature teachers of the Word. Instead, the author compared them with little babies who could eat nothing but milk. They were slow to learn and did not obey what they were taught. They should have long ago grown beyond that and been able to feast on the "meat" of the wonderful, deep truths of the Christian life.

These people, who claimed to be believers, had no excuse to reject the truth of the Gospel that had been so clearly taught to them. They understood what being a Christian was all about yet they were willing to walk away from it when times got hard. They were like Judas, one of Jesus' twelve disciples. He actually lived with Jesus while He was here on earth and witnessed His many miracles and heard His powerful teaching. Yet, in the end, when things got tough, he rejected Jesus and betrayed Him to His enemies. The author of Hebrews proceeded to deliver a very serious warning. If they, like Judas, understood the truth of Christ and yet rejected Him to pursue a life of sin, they would never again have the chance to become a child of God. God would slam the door of salvation shut on them, never to open it again.

Whew! These are tough and indeed frightening words! However, the writer of Hebrews did not want the true believers among them to worry about whether or not they were saved. He encouraged them by saying he knew of their good works and love for one another, which demonstrated the reality of their salvation. As long as they remained faithful, they would be safe from the dangers of falling away. Even though they faced persecution and difficult times, they needed to anchor their hope in the Lord since He never, ever breaks His promises to His children. When someone in a boat throws out his anchor, he remains steady and is not swept away by the current or waves. That is the way it is when we put our hope in God and His promises. We will never be swept away. He will keep us safe and at the end of our lives will bring us home to Himself. The author referred back to the Old Testament when God promised Abraham and Sarah a son even though they were very old. They put their hope in God and waited 25 years for Him to fulfill His promise. Now that's being patient and faithful!

In today's passage, God has given a clear warning for all of us in the church. This warning is to keep us from turning our backs on God and chasing after sin and then winding up in hell! That is the worst disaster that can ever happen. To ignore this warning has eternal consequences that can never be reversed. It is vitally important that each of us listens to God and makes sure we are true believers. A true believer will bear "fruit." This means he will love God and His Word, love others, obey the Bible, hate sin and desire above all else to please his Lord and Savior. He will still sin from time to time, but when he

does, he will repent by turning his back on his wrongdoing and choosing to obey the Lord again. The person who is in grave spiritual danger is the one who claims to be a Christian by his words but does not act like one in his day to day life.

What about you? Have you heeded God's warning? Remember it is possible for people to be raised in the church by loving Christian parents and yet still choose a life of sin and reject Christ. Carefully and prayerfully examine how you live so you can avoid the danger of falling away from God!

#### Aim Questions

1. **Who wrote the book of Hebrews?** *(The author is unknown.)*
2. **Why was the book written?** *(It was written to confirm Jewish Christians in their faith and to caution them from falling away.)*
3. **What was going on with these Hebrew Christians?** *(They were being persecuted for their faith and were tempted to go back to Judaism.)*
4. **What is the theme of Hebrews?** *(The Superiority of Christ.)*
5. **In today's passage, the author gives a warning. What is the warning?** *(The danger of falling away from the Lord by those who have been privileged spiritually.)*
6. **What does the author equate these Christians to and why?** *(He equates them with little babes because they have not grown up spiritually.)*
7. **What can keep us from falling away from the Lord?** *(Perseverance in faithfulness and believe in God's promises.)*



#### Look:

- I'm Warning You! (Worksheet).** 🦋, 🦋 Have the students complete this worksheet to reinforce the Bible lesson, **HEB04.GF5**. *Answers: 1-D, 2-E, 3-I, 4-O, 5-T, 6-A, 7-G, 8-L, 9-P, 10-S.*
- Professing or Living (Worksheet).** 🦋, 🦋 Have the students use this worksheet to determine genuine proof of salvation, **HEB04.GF6**.
- Take Heed to God's Warning! (Worksheet).** 🦋, 🦋 Use this worksheet, **HEB04.GF7**, to help the students see the warnings God has given to those in the church. If you are running short on time, have the students work on the "Spiritual Warning Signs" column only.
- Aim Questions (Worksheet).** 🦋 Have the students answer the Aim Questions about today's Bible Adventure, **HEB04.GF8**.
- Passage Review Questions (Worksheet).** 🦋, 🦋 This booklet contains many questions from the Scripture passage covered in today's lesson. Students may work on them in class and complete them during the week at home, **HEB04.GF9 Pgs. 1 & 2**.
- Hebrews 6:11 (Memory Verse Song).** 🦋 Words and music for today's memory verse are available upon request from Children's Ministry.



#### Took:

- A Solid Anchor (Craft).** 🦋, 🦋 Each student will need:  
**HEB04.GF10 Pgs 1 & 2** printed onto cardstock  
3 ½- 4" piece of yarn  
scissors  
glue  
Have the students follow the directions on page 2 to complete their crafts.



**Growing and Maturing (Craft).** 🦋, 🦋 Each student will need:

one strip of butcher paper 6" wide and 4 ½feet long. Beginning about 3" from the bottom, make large marks on one side of the paper at one-foot increments. Label these from 2 to 6 (feet). Make smaller marks at one-inch increments to complete a basic growth chart. *This needs to be prepared by the craft team.*

**HEB04.GF11 Pgs. 1 & 2**

- coloring crayons
- scissors
- rubber band

Have students follow the directions below to complete their crafts:

1. Color and cut out the objects on the craft page.
2. Glue the title "Growing and Maturing" at the top of the growth chart.
3. Glue the memory verse at the bottom and the baby stuff just above that.
4. Fill in the rest of the growth chart with the "things that accompany salvation" (taken from Hebrews 6:9-12).
5. Read and discuss this passage as you work. If you have time, hold each student's growth chart up to the wall at the proper height and mark the student's present height.
6. When glue is dry, roll up the charts and put a rubber band around them for the trip home.



**Superiority of Christ Ribbon Incentive (Review).** 🦋, 🦋 Utilize this overview tool and incentive program to motivate the students and their parents to memorize the outline and key verses for the book of Hebrews. Devote time in your classroom to equip the students with a framework for assimilating and retaining the deep truths of Christ's superiority in the letter to the scattered Hebrew Christians. Review the incentive program at length with the students and encourage them to ask their parents to participate with them. Show the students both components of the program, the 'Jesus Is Superior' button and the ribbon loops that will be rewarded each week for completed memory work. Direct them to memorize the first verse in order to receive the first ribbon loop on the button. Hot glue each awarded ribbon loop to the button in the following order:

Lesson	Text	Theme ~ Memory Verse	Ribbon loops
HEB01	Hebrews 1-2	Christ Is Superior over the Angels ~ 1:4	White - represents angels
HEB02	Hebrews 3:1 - 4:13	Christ Is Superior over Moses ~ 4:11	Brown - represents Moses
HEB03	Hebrews 4:14 - 5:10	Christ's Superiority over the O.T. Priesthood ~ 4:15	Blue - represents the priest's garments
HEB04	Hebrews 5:11 - 7:28	The Danger of Falling Away ~ 6:11	Yellow - represents the danger of falling away (as in a warning sign)
HEB05	Hebrews 8:1 - 10:18	Christ Is Superior over the O.T. Covenant ~ 8:6	Red - represents the blood of Christ
HEB06	Hebrews 10:19 - 12:29	Holding Fast by Faith ~ 11:1	Purple - represents faith
HEB07	Hebrews 13	Superiority of Christ in the Christian Life ~ 13:15	Green - represents the Christian's walk

# That's Baby Stuff

Cross out the 'baby stuff' and circle the things that are appropriate for someone more 'mature.'




# Story Time



# Story Time



# WATCH



**Warning No. 3**

**“It is impossible  
for those who have once been enlightened,  
who have tasted the heavenly gift,  
who have shared in the Holy Spirit,  
who have tasted the goodness of the Word of  
God and the powers of the coming age,**




**if they fall away,  
to be brought back to repentance,  
because to their loss they are crucifying the  
Son of God all over again  
and subjecting Him to public disgrace.”**

Hebrews 6:4-6

**What's Wrong  
with this Picture?**







# Professing or Living

Many people who profess (say) that they are believers are really not believers at all. There are certain things that must be true about a person's life that shows that they are in fact a Christian. Look at the phrases below and decide if they are either evidence of true salvation or no salvation at all. After reviewing today's lesson, circle the phrases that you believe are genuine proof that a person is saved.

Love for God

Go To Church

Repentance from Sin



Spiritual Growth

## DO GOOD THINGS

Separation from the World

Own a Bible

Wear Nice Clothes

Born in America

## DEVOTION TO GOD

# DANGER, DANGER, DANGER!

Answer the questions below. You may need to look up some verses for some of these answers. Think about the warning God has given to all of us in the church.

## PHYSICAL WARNING SIGNS

1. What do the following warning signs mean?



2. Which of the following is a physical warning sign?

- A. bad breath
- B. messed up hair
- C. dirty socks
- D. fever and runny nose

3. What is a lighthouse used for?

\_\_\_\_\_

\_\_\_\_\_

\_\_\_\_\_



4. What are some warning signs that your car is not working?

\_\_\_\_\_

\_\_\_\_\_

\_\_\_\_\_



5. Match the following physical warnings with the correct answer in the right-hand column:

- |                   |                            |
|-------------------|----------------------------|
| A. Red eyes       | 1. Cavity                  |
| B. Sore throat    | 2. Flu                     |
| C. Achy tooth     | 3. Eyes need to be checked |
| D. Blurred Vision | 4. Common cold             |
| E. Blood          | 5. Allergies               |
| F. Fever          | 6. A cut or scrape         |

## SPIRITUAL WARNING SIGNS

1. Circle each of the following answers that describe the warning signs of spiritual danger:

- A. No desire to please God
- B. A love for the Word and prayer
- C. Consistent selfishness and rebelliousness
- D. No desire to know or love the Lord
- E. Faith and repentance in the Gospel of Jesus Christ
- F. No "fruit" of salvation

2. Read Matthew 7:17. Who do you think Jesus was referring to when He spoke of the following trees?

"good tree" ~ \_\_\_\_\_

"bad tree" ~ \_\_\_\_\_

3. Read Galatians 5:22-23 and list some of the "fruit" of a "good tree."

\_\_\_\_\_

\_\_\_\_\_

\_\_\_\_\_

4. Read Galatians 5:19-21 and list some of the "fruit" of a "bad tree."

\_\_\_\_\_

\_\_\_\_\_

\_\_\_\_\_

5. Read Hebrews 6:6. What is the warning God gives to those who fall away from the faith?

\_\_\_\_\_

\_\_\_\_\_

\_\_\_\_\_

6. Write down a description of the "fruit" from your life.

\_\_\_\_\_

\_\_\_\_\_

\_\_\_\_\_

# Aim Questions

Answer the following questions about today's Bible Adventure.

1. Who wrote the book of Hebrews?
2. Why was the book written?
3. What was going on with these Hebrew Christians?
4. What is the theme of Hebrews?
5. In today's passage, the author gives a warning. What is the warning?
6. What does the author equate these Christians to and why?
7. What can keep us from falling away from the Lord?

*The warning of spiritual danger is spiritual infancy. In other words, a person who says they are a Christian, yet doesn't live like one, is in grave spiritual danger. Let's make sure that we take heed to God's warning light today and examine our lives prayerfully and carefully so that we avoid the danger of falling away from Him!*



*"We want each of you to show this same diligence to the very end, in order to make your hope sure."*

*Hebrews 6:11*

## Passage Review Questions

Hebrews 5:11-7:28

Why was it hard for the Hebrew people to learn what the writer was trying to teach them? (5:11)

What does it mean to say “you need milk, and not solid food”?

Describe the person who eats solid spiritual food. (5:14)

What were the elementary truths that are referred to in this passage? (6:1-3)

What kind of person does the passage describe? (6:4-6)

Why can this person never return to Christ? (6:6)

How do verses 7 and 8 apply to peoples lives? (6:7, 8)

What did Paul think about the Hebrews' salvation? (6:9)

How does the writer describe God? What will He not forget?  
(6:10)

What are some things that the writer wanted them to do and did not want them to do? (6:11, 12)

Who did God make His promise to? What was that promise and did God fulfill it? (6:13-15)

What High Priest went before us to God? (6:20)

Who was Melchizedek? (7:1-4)

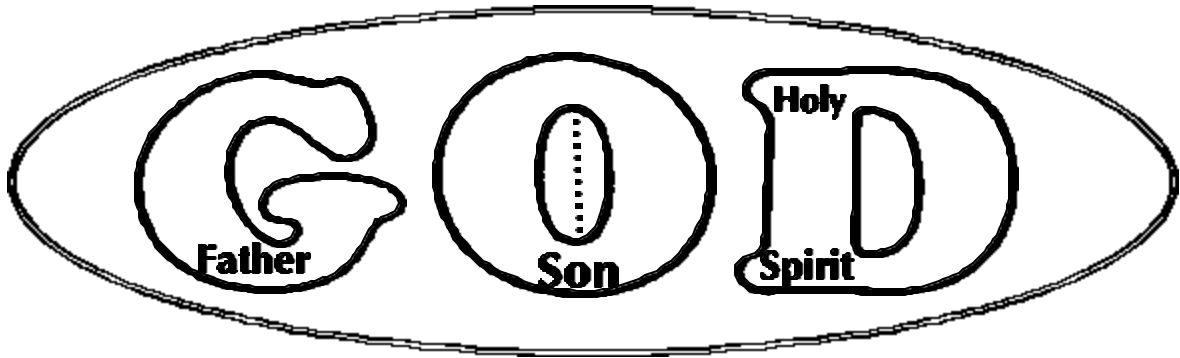
Why are the formal old laws set aside during this time? (7:18, 19)

Who has a permanent priesthood? (7:24)

Why is the fact that Jesus has a permanent priesthood so important to us? (7:24, 25)

How is our High Priest described? (7:26, 27)

# A Solid Anchor




⚓ ⚓ ⚓ ⚓ ⚓ ⚓ ⚓ ⚓ ⚓  
⚓ Hang on tight to ⚓  
⚓ God's promises ⚓  
⚓ because they are ⚓  
⚓ an anchor for ⚓  
⚓ your life ⚓  
⚓ ⚓ ⚓ ⚓ ⚓ ⚓ ⚓ ⚓ ⚓

Directions:

1. Cut a slit in the "O" on the dotted line on page 1.
2. Cut out the anchor and the hanging man figures below.
3. Glue one end of a piece of yarn to the man and the other end to the anchor.
4. Insert one hook of the anchor into the slit in the "O".

Glue the other end of yarn on to the backside here.

Glue one end of yarn on to the backside here.



# Growing and Maturing



Work

Love




Hope

Diligence





Growing and Maturing



Helping

Faith



Patience

*"We want each of you to show this same diligence to the very end, in order to make your hope sure."  
Hebrews 6:11*