

March 16, 2003
Early Childhood
Jesus Is Superior to Aaron the High Priest

Hebrews 4:14-5:10
HEB03EC

Hebrews

Materials I Need:

Key for symbols:

- This symbol represents ideas that can be used for two-year-olds through kindergarten. Please remember to slow way down for two-year-olds and keep the pace moving for five-year-olds.
- ② This symbol represents ideas that can be used for two- and three-year-olds.
- ④ This symbol represents ideas that are best used for four-year-olds through kindergarten.

Memory Verse for 2s and 3s:

Hebrews 4:15: We have (a high priest) who...was without sin.

Memory Verse for 4s and 5s:

Hebrews 4:15: We have (a high priest) who has been tempted in every way, just as we are—yet was without sin.



Hook:



Teacher Tip: Children should and can be taught what good listening is. The example a teacher sets is clearly one of the best methods. If a child shares an experience with an adult, the adult should try to give his full attention. The classroom environment has an important bearing on good listening habits. Children should understand (1) when attention is expected, (2) how to share informally but courteously, (3) the necessity of taking turns, and (4) that listening helps us learn. Listening is truly a language art!



Sprinkle Painting: Materials needed: Colored paper cut into desired shapes, paint shirt, large cardboard box, tarp, small containers of paint, brushes. Place the open large box with a piece of colored paper in the bottom on a tarp on the floor. Cover a child with the paint shirt. Have the child dip his brush into the desired color of paint and drip or flick the paint into the box. Repeat several times, choosing more than one color if desired. When the child is finished, wipe up any loose paint drops. Take the paper from the bottom of the box and place it out of reach of the children to dry. "In today's Bible Adventure, we'll learn that the High Priest sprinkled the blood of an animal in the temple room called the Holy of Holies. He asked God's forgiveness for the Hebrew people's sins and for his own sins. You sprinkled paint on your paper today, and that is a little like the high priest sprinkling blood in the temple."



Temple Block Group Activity: (HEB03ECGF5) Using the GF5 page as a blueprint, build the different section outlines of the temple from play blocks. Build an outer wall, inner wall, altar, 2 pillars, and the inner building of the temple with the Holy of Holies at one end. Place a block in the Holy of Holies to represent the Ark of the Covenant. "Today's Bible Adventure tells us about how the high priest was the only person who could go into the temple room called the Holy of Holies. He went in once a year to ask forgiveness of sins for the Hebrew people. God accepted the prayers of the high priest."



Transportation Center: Read a short picture book about trains or planes to your small group. Look at several train or plane pictures with them. Set up a sturdy train set with cars that hook together easily. Provide planes, buses and cars and a floor road map. "We travel from one place to another in cars, planes, trains and buses. In today's Bible Adventure, we'll learn that the Hebrew people had to travel long distances once a year to go to the temple in Jerusalem. They didn't have cars. How do you think they traveled?" (Walked, rode donkeys, rode in carts, etc.)

-
- Pack Your Bag for Jerusalem!** Bring in one or two small carry bags or children's suitcases. Pack them tightly with toys, stuffed animals, blocks, children's clothes, etc. Have the children open them in class, unload them and then try to repack them, fitting in everything that came out. "In today's Bible Adventure, we'll learn that the Hebrew people of the Old Testament had to travel to Jerusalem once a year to ask God for forgiveness for their sins. We are packing our bags with what we think we will need for a trip to another city." (What cities have you traveled to? Who lives there? Where do your grandparents live? Where have you gone for a vacation?)
 - Bette Lukens Flannel Graph:** Present the appropriate pieces to show the temple, the Ark of the Covenant, Aaron and how he was dressed, the Holy of Holies, an altar, etc. Allow the children to move the pieces around on the board while talking about how the Hebrew people worshiped God. "Jesus is the One who changed the way we worship God. It is Jesus who forgives our sins today. He is superior to the Old Testament high priests because He is God the Son and because He can forgive all of our sins forever."
 - Snack Food Temptation:** Set out today's snack food within sight and reach of the children. Tell them to wait until snack time to eat the food. If a child helps himself to a snack item, pray with him, asking Jesus to help him do what is right. When snack time comes around, explain that the food was out early as a temptation to them. The food might have made them want to disobey the instruction to wait and not eat it right away. "In today's Bible Adventure, we'll learn that Jesus knows what it feels like to be tempted to do wrong things. But Jesus never sinned. He never took a snack before it was time to eat when He was asked not to. He understands how hard it is for us to wait and do what is right. Jesus always listens to us and wants to help us do what is right."
 - "Washing the People" Center:** Provide a dishpan of soapy, warm water, vinyl tablecloth, wash cloths, washable baby dolls or plastic people, and towels. "Today we will give the babies or people a bath. In today's Bible Adventure, a man called the high priest had to bathe before he could ask God to forgive his sins and the sins of the Hebrew people. God wants us to be clean from dirt, but especially He wants us to be clean from dirty sin!"
 - Dress-Up Area:** Provide the children with dress up clothes that would resemble priests clothing, such as a bath robe or jeweled shirt. Also provide the children with a towel and a tub of water where they can wash their hands or feet. Talk about how the high priest had to take a bath and wear special clothes before he could go into the Holy of Holies to meet with God.



Book:

Presentation Ideas

- Color the **HEB03ECGF1**, **HEB03ECGF2**, **HEB03ECGF3**, and **HEB03ECGF4** pictures and glue them onto colored construction paper. Show these pictures as you tell the Bible Adventure. Save the pictures for review in future Hebrews lessons.
- "Superiority of Christ" Review Mobile: (Last week's HEB02ECGF12 and HEB02ECGF14)** Hang this week's picture (#3 of the GF12 page) by yarn or string (different length) below the GF14 picture of Jesus. Review the first two lessons (Jesus is superior to angels and Moses) and then add this week's picture as you remind the children that Jesus is superior to Aaron the high priest. Display this mobile in such a way that you can use it for review throughout the morning. One new picture will be added each week.
- High Priest Aaron:** Have a leader dress as Aaron in all the garb of a high priest. He could tell the children who he was and what his job at the temple was. (He was chosen by God. He was the only one allowed to enter the sacred room called the Holy of Holies and could only go in once a year. He asked God for forgiveness of his own sin and for the sins of the Hebrew people. He bathed and wore a special outfit in which to meet with God. He carried the blood of an animal to sprinkle on the Ark of the Covenant. The tassels on his robe were to help him remember all the commands of the Lord. He wore bells on his garment so the other priests could hear him move around in the Holy of Holies room and would know he was performing his duties.)
- Ark of the Covenant Box:** Bring in a prototype of an Ark of the Covenant to show the children. Tell them it is a little like the box that held the stone tablets that God gave to Moses with the Ten Commandments written on them. It was there, over the Ark, that God met with the high priest to

forgive sins. Show how the high priest would sprinkle blood over the Ark asking forgiveness of sin. If there is only one ark available, ask to have it visit your classroom.

 **"Here Is Our Bible" Finger Play:**

Here is our Bible; (Hold up your Bible)
Its words are all true!
God gave us these words
In the Old and the New. (Show division in the Bible)
Quiet, so quiet, (Put finger to lips)
Now we will be.
Listen! A story! (Cup ear)
And pictures to see!

Bible Adventure for 2s & 3s

(Show the review HEB01ECGF1 picture.) God told the Hebrew people in the Old Testament how they could meet with Him and worship a holy God. Every year the Hebrew people went to the temple in the city of Jerusalem. They traveled many miles to worship God. God met with His people only at the temple in Jerusalem.

(Show the HEB03ECGF2 picture.) God chose priests to sacrifice animals the Hebrews brought as payment for their sins on the altar to the Lord. There were several priests who lived at the temple and did this work for the Lord because there were many Hebrew people who came to the temple. One of the priests was chosen by God to be the high priest. The first high priest was named Aaron.

It was Aaron's job as high priest to take some blood from an animal into a special, sacred place called the Holy of Holies in the temple. The high priest was the only one who ever went into the Holy of Holies. He wore the special clothes that God told him to wear. He took a bath before he put on the clothes of the high priest. God wanted people to know that meeting with God is a very important and special thing. It was in the Holy of Holies that God met with the high priest to forgive sins. The high priest sprinkled a little of the animal's blood on the Ark of the Covenant, and God forgave the sins of all the Hebrew people who came to worship Him. It is always necessary for a person's sins to be forgiven before he can meet with God.

(Show the HEB03ECGF4 picture.) In the book of Hebrews in the New Testament, it tells us that now Jesus is our High Priest. We don't need to sprinkle blood in the Holy of Holies anymore because when Jesus died as a sacrifice for our sins, He made it possible for our sins to be forgiven forever. That's the good news of the New Testament. Jesus is better than Aaron or any other priest of the Old Testament because He can forgive our sins forever.

When we come to Jesus as our Savior, we can talk to Him as our High Priest any time of the day or night. We don't have to wear special clothes or even take a bath. We don't need to travel to Jerusalem. We can talk to God wherever we are. We can ask Jesus to forgive our sins.

The theme of the book of Hebrews is "Superiority of Christ." (Review the Hebrews theme with hand motions.) Jesus is superior to angels. He is superior to Moses and all the prophets. He is superior to Aaron and every high priest of the Old Testament. Jesus is God the Son and has power and grace to forgive our sins whenever we come to ask Him.

Prayer: Dear God, thank You for Jesus who is superior to every high priest. Thank You, Jesus, for forgiving my sins whenever I pray and ask for Your forgiveness. In Jesus' name, amen.

Bible Adventure for 4s, 5s & K

(Show the review HEB01ECGF1 picture.) God told the Hebrew people in the Old Testament how they could meet with Him and worship a holy God. They didn't walk into a church, sit down, and sing songs of praise to God like we do. The Hebrew people in every town went to the same temple in Jerusalem, a city far from their homes. God met with His people only at the temple.

(Show the HEB03ECGF1 picture.) Once a year every Hebrew man took his family to Jerusalem. He brought his best lamb to offer as a sacrifice to the Lord as a payment for his sins. That was what God had told them to do.

God chose priests—men who were members of the family of Levi—to receive the animals and sacrifice them on the altar to the Lord. There were several priests who lived at the temple and did this work for the Lord because there were many Hebrew people who came to the temple.

(Show the HEB03ECGF2 picture.) One of the priests was chosen by God to be the high priest. The first high priest was named Aaron, Moses' brother. It was Aaron's job as high priest to take some of the blood from one of the animals into a special, sacred place called the Holy of Holies. No one but the high

priest ever went into the Holy of Holies, and he could only go in once a year on the Day of Atonement. He wore the special clothes that God had told him to wear. He took a bath before he put on the clothes of the high priest. God wanted people to know that meeting with God is a very important and special thing.

(Show the HEB03ECGF3 picture.) Inside the Holy of Holies was the Ark of the Covenant, a special box where the priests kept the stone tablets with the Ten Commandments written on them and other special things. It was there in the Holy of Holies that God met with the high priest to forgive sins. When the high priest sprinkled a little of the animal's blood on the lid of the Ark of the Covenant, called the mercy seat, God forgave the sins of all the Hebrew people who came to worship Him. It is always necessary for a person's sins to be forgiven before he can meet with God.

(Show the HEB03ECGF4 picture.) In the book of Hebrews in the New Testament, it tells us that now Jesus is our High Priest. We don't take animals to a temple anymore so that our sins can be forgiven because when Jesus died as a sacrifice for our sins, He made it possible for our sins to be forgiven forever. That's the good news of the New Testament. Jesus is better than Aaron or any priest of the Old Testament. In the Old Testament the high priest had to bring a sacrifice to the Lord every year, but when Jesus died on the cross, He was the perfect sacrifice for our sins forever. Because Jesus is God's Son and can forgive our sins forever, He is superior to all the Old Testament priests.

When we come to Jesus as our Savior, we can talk to Him as our High Priest any time of the day or night. We don't have to wait until a certain day of the year. We don't have to wear special clothes or even take a bath. We can talk to God wherever we are. We can ask Jesus for help when we are tempted to sin. Jesus knows what it feels like to be tempted to do wrong things because He lived on earth as a person, but He never did sin, not even once. He understands how hard it is for us to always do what is right, so He is always listening to us and always wants to help us.

The theme of the book of Hebrews is "Superiority of Christ." (Review the Hebrews theme with hand motions.) Jesus is superior to angels. He is superior to Moses and all the prophets. He is superior to Aaron and every high priest of the Old Testament. Jesus is God the Son and has power and grace to help us with anything we need whenever we come to ask Him.

Prayer: Dear God, thank You for Jesus who is superior to angels and Moses and every high priest. Thank You, Jesus, for Your power and grace to help us when we come to You and ask for help. Thank You for forgiving my sins whenever I pray and ask for Your forgiveness, amen.

Aim Questions

Aim Questions for 2s & 3s:

1. **What is the name of the book of the Bible we learned from today?** (*Hebrews*)
2. **Who was the first high priest in the Old Testament (point to Aaron in the HEB03ECGF2 picture) who asked God to forgive the sins of the Hebrew people?** (*Aaron*)
3. **Who died and took the punishment for our sins and is in heaven as our High Priest today?** (*Jesus*)

Aim Questions for 4's & 5's:

1. **What is the name of the book of the Bible we learned from today, and what is the theme?** (*Hebrews; superiority of Christ*)
2. **Who was the first high priest in the Old Testament?** (*Moses' brother, Aaron, was the first high priest who met with God in the Holy of Holies so that people's sins could be forgiven.*)
3. **What did the high priest do with the blood of an animal?** (*Once a year, on the Day of Atonement, the high priest sprinkled a little blood of an animal on the lid of the Ark of the Covenant so that God would forgive the sins of the Hebrew people.*)
4. **What does Jesus do as our High Priest?** (*Jesus forgives our sins forever and helps us do what is right when we come to Him and ask.*)
5. **In the book of Hebrews, who does it say Jesus is superior to?** (*Everyone—angels, Moses, high priests*)



Look:

- Snack Idea:** Pass out individual snacks in plastic bags. Tell the children you are traveling to Jerusalem. You will have to eat on the journey. Take the children to another area of the building to eat their snack and then come back to the classroom and call it the city of Jerusalem. Serve juice or water after the long, hot, thirsty trip.
- Transition Idea:** Have a teacher shake bells as the children move from one room to another to signal the movement of the high priest in the Old Testament temple.

-
- Aim Questions:** Put the Aim Questions in a cardboard box, representing the Holy of Holies. Explain that only the high priest could go into that place. How can we get them out? (Long pincher arm, stick with bubble gum on the end, child's rake, etc.) Choose one of these methods and have each child called to answer a question carefully maneuver a question out of the box (Holy of Holies) without reaching in.
 - “Superiority of Christ” Review Mobile: (Last week’s HEB02ECGF12 and HEB02ECGF14)** If you are making a mobile for each child, hang this week’s picture (#3 of the GF12 page) by yarn or string (different length) below the GF14 picture of Jesus. Review the first two lessons (Jesus is superior to angels and Moses) and then add this week’s picture (Jesus is superior to Aaron the high priest). Display each child’s mobile on the wall.
 - High Priest Activity Page: (HEB03ECGF3 and HEB03ECGF7)** Copy a GF3 picture for each child and let them glue gold foil pieces to the Ark of the Covenant. Cut out a GF7 priest and attach it to the GF3 priest with a brad paper fastener. As the priest rotates back and forth, it will look like he is sprinkling blood on all sides of the Ark of the Covenant. Punch red paper circles with a hole punch. The children can glue these red dots on the page to represent blood sprinkled on the Ark.
 - Priest Clothes:** Have the children make a paper bag vest to represent the special clothes the high priest had to wear when he went into the Holy of Holies in the temple. Use scissors to cut up the center of a paper bag. Cut a round opening in the top of the bag for the neck and round openings in the side of the bag for armholes. Have the children decorate the vests using paint, stickers, markers or crayons. Let the children wear their priestly robes as they sing the Memory Verse Song.
 - Hebrews Booklet: (HEB03ECGF8)** Copy a GF8 page for each child and fold it in fourths to make a booklet. Dab a dot of glue on the animal and let the children put bacon bits on the glue. They can glue cotton balls (spread them apart) in the sky on page 4 and green bits of construction paper on the trees. Color the Ark on page 3 gold, and use a red marker or color crayon to make dots of blood being sprinkled. Sing the Memory Verse Song as the children work on their booklets.
 - Memory Verse Review:** Sing the Memory Verse Song through and explain that Jesus was holy and without sin. He is our High Priest who is without sin. Pass out jingle bells for the children to shake. Aaron and other high priests in the Old Testament wore bells on their garments so the other priests could hear them moving around in the sacred room, the Holy of Holies. Sing the song a couple more times, making sure every child has a chance to use a set of bells.
 - Pack Your Bags! Relay:** Provide two small suitcases filled with soft toys and divide the class in half. Put a line on the floor in front of each group. Give the first child in each group a suitcase. On a signal from the teacher, he carries the loaded suitcase out past the line, opens it and dumps the toys on the floor. He carries the suitcase back empty to his teammate. The second child carries the suitcase out empty, stops and packs all the toys up and brings it back to his team full. This pattern is followed until everyone has had a turn to pack their bags for Jerusalem! Which group came up with some good packing ideas?
 - Head, Shoulders, Knees and Toes Activity:** "God wants all of us to be holy. He wants us to be clean from sin. Let's sing "Head, Shoulders, Knees and Toes" and touch those parts as we clean them with our hands." Repeat a couple of times getting faster each time.
Head and shoulders, knees and toes, knees and toes, knees and toes,
Head and shoulders, knees and toes, knees and toes, knees and toes,
Eyes and ears and mouth and nose.

Songs:

- Hebrews 4:15 Memory Verse Song for 2s & 3s:** *(tune: "When the Saints Go Marching In")*
We have a High Priest
Who was without sin.
We have a High Priest without sin.
We find Him in the book of Hebrews.
Hebrews fo-our, verse fifteen.

Hebrews 4:15 Memory Verse Song for 4s & 5s (tune: "When the Saints Go Marching In")

We have a High Priest Who has been tempted
In every way, just as we are—
Yet was without sin—not o-one.
Hebrews fo-our, verse fifteen.

Verse 2

Oh, when we come to our High Priest,
Oh, when we come to Him for help,
Jesus always has the answer.
That's why He's su-per-i-or.

Old and New (tune: "Deep and Wide")

Old and new, old and new
In the Bible there's the old and new.
Old and new, old and new
In the Bible God's words a-are true.

Old and new, old and new
Jesus Christ is better in the new.
Old and new, old and new
Jesus Christ is better in the new.



Took:

"Jesus Is Superior" Pennant: Materials needed: One sheet cardstock cut diagonally to make two pennants, glitter, hole punch, glue sticks, straws, stickers, marking pens. Punch two holes on the narrow side of the pennant to weave the straw through. Have the children decorate their pennants after the words "Jesus is Superior" is written on them. "A pennant is a small flag that identifies us with someone. We want people to know that Jesus is superior to anyone else. We already know He is superior to the angels, to Moses and to the high priests of the Old Testament."

Special Box: (HEB03ECGF6) Provide the children with small cardboard boxes with lids (shoe boxes, jewelry boxes, or white boxes available in the Children's Workroom). Have the children decorate the boxes using paints, pasta shells, stickers, markers, crayons, pieces of paper, etc. Copy the GF6 page on gray or stone-colored cardstock paper. Glue the GF6 Memory Verse onto the box, or glue the verse on a separate, colored piece of paper and put it into the special box along with the GF6 Ten Commandments. As the children decorate the box, talk to them about the Ark of the Covenant, which was a special box that was in the Holy of Holies. It held the stone tablets on which were written the Ten Commandments. When the high priest sprinkled a little of the animal's blood on the lid of the Ark of the Covenant, God forgave the sins of all the Hebrew people who came to worship Him.

Prayer Finger Play: (HEB03ECGF4) Show the GF4 picture and talk about how the people who love Jesus can pray to God and He always hears our prayers. Teach the children the following finger play as they look at the people praying on the hillside.

God and I (Point upward and then to self)
We are good friends.
I talk to Him (Fold hands as if praying)
When the sun shines bright. (Place hands in large circle over head)

God and I (Point upward and then to self)
We are good friends.
I talk to Him (Fold hands as if praying)
When it is night. (Place hands on side of face as if sleeping)


Preschool Page for Parents: (HEB03ECPPP) Send a page home with each child, encouraging parents to reinforce the Bible truths at home. Spend a few minutes before the children go home creatively reviewing the song and Memory Verse.





The Hebrew priests offered sacrifices for the sins of the people.



Aaron, the high priest, took some blood into the Holy of Holies.

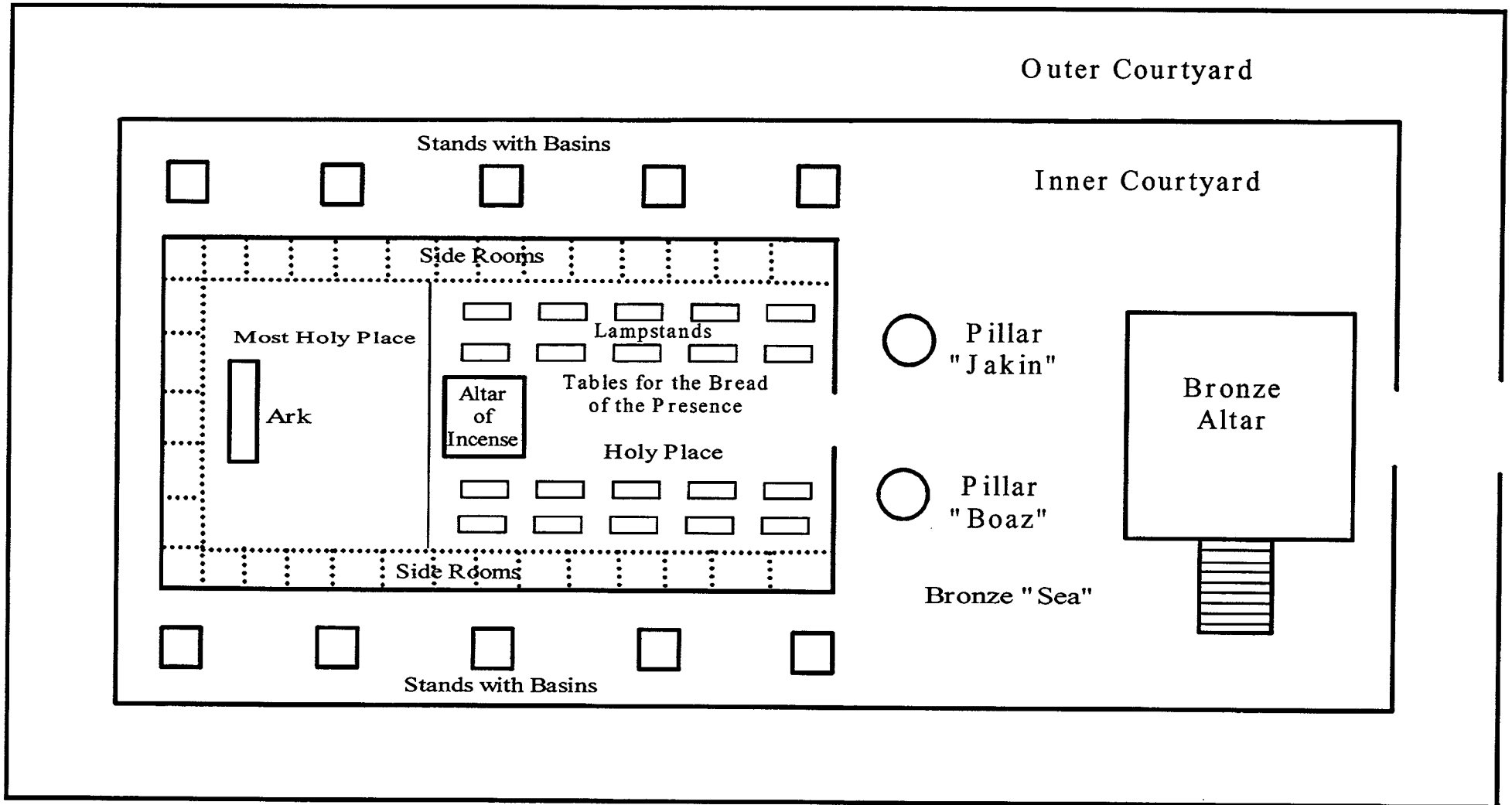


The Hebrews received forgiveness for sin when blood was sprinkled on the mercy seat (lid) of the Ark of the Covenant.



Jesus is the superior High Priest who forgives our sins forever.

Solomon's Temple



God's Law

1. You shall have no other gods before me.
1. You shall not make an idol... you shall not worship them.
3. You shall not misuse the name of the Lord your God.
5. Remember the Sabbath day by keeping it holy.
5. Honor your father and your mother.

Hebrews 4:15: We have a High Priest who was without sin.

God's Law

- 6 You shall not murder.
- 7 You shall not commit adultery.
8. You shall not steal.
9. You shall not lie.
10. You shall not covet... anything that belongs to your neighbor.

God's Law

1. You shall have no other gods before me.
1. You shall not make an idol... you shall not worship them.
3. You shall not misuse the name of the Lord your God.
5. Remember the Sabbath day by keeping it holy.
5. Honor your father and your mother.

Hebrews 4:15: We have a High Priest who was without sin.


God's Law

- 6 You shall not murder.
- 7 You shall not commit adultery.
8. You shall not steal.
9. You shall not lie.
10. You shall not covet... anything that belongs to your neighbor.



2.

Aaron, the high priest, took blood from an animal into the Holy of Holies.



Hebrews--Superiority of Christ

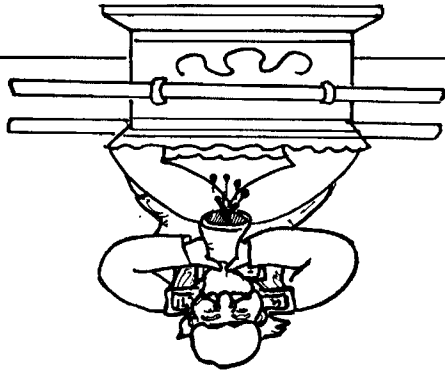


The Hebrew priests in the Old Testament offered sacrifices for the sins of the people.

1.

3.

The Hebrews received forgiveness for sin when blood was sprinkled on the mercy seat (lid) of the Ark of the Covenant.



Jesus is the superior High Priest who forgives our sin forever.

4.

March 16, 2003
Hebrews Chapters 4:14-5:10



This is what I learned today!

Today we learned that Jesus is superior to any high priest in the Old Testament. The Hebrew people traveled to Jerusalem every year to worship God at the temple. Aaron was the first high priest chosen by God. It was Aaron's job to enter the Holy of Holies, which was a sacred place in the temple. He sprinkled the blood of an animal on the lid of the Ark of the Covenant and asked for forgiveness of sins for the Hebrew people. It is always necessary for a person's sins to be forgiven before they can meet with God. We don't need to have an animal's blood sprinkled in the temple anymore because Jesus died as a sacrifice for our sins. That is the good news of the New Testament. Jesus is our High Priest in heaven who made it possible for our sins to be forgiven forever. Jesus is superior to all the Old Testament priests.

Hebrews Memory Verse

We have (a high priest) who...
was without sin. Hebrews 4:15

Aaron the High Priest Role Play




Designate one of your children to be Aaron the high priest (after you have first demonstrated what he did). The high priest bathed (pretend to wash your hair, your arms and your feet) and then put on a special high priest's robe (a vest or bathrobe) in which to meet God. The tassels on the robe helped him remember all the commands of the Lord. He wore bells on his garment so the other priests could hear him move around in the Holy of Holies room (no one else could go in). He took the blood of an animal (any container--empty) into the very holy room and sprinkled it on the Ark of the Covenant (any special box). End by thanking God for forgiving your sin. Switch Aarons and repeat the process. Continue the role play again and again.

Hebrews 4:14 Memory Verse Song for 2s & 3s
(tune: "When the Saints Go Marching In")

We have a High Priest
Who was without sin.
We have a High Priest without sin.
We find Him in the book of Hebrews.
Hebrews fo-our, verse fifteen.

* For tunes to songs, ask about the preschool tape.



The Hebrews received forgiveness for sin when blood was sprinkled on the mercy seat (lid) of the Ark of the Covenant.