

March 16, 2003

1<sup>st</sup> - 6<sup>th</sup> Grades

*Christ is Superior over the OT Priesthood*

Hebrews 4:14 – 5:10

HEB03

# Hebrews



**Materials I Need:**

**Legend:**



= Option 1, Appropriate for 1<sup>st</sup> – 2<sup>nd</sup> Grade



= Option 2, Appropriate for 3<sup>rd</sup> – 6<sup>th</sup> Grade

**Memory Work:**

**“For we do not have a high priest who is unable to sympathize with our weaknesses, but we have one who has been tempted in every way, just as we are—yet was without sin.” Hebrews 4:15 (NIV)**

**Hook:**



**High Priest (Worksheet/Discussion).**   Each student will need:



**HEB03.GF1**

pencil

Have the students complete this picture by connecting the dots in order. Ask the following questions for a discussion:

1. Who is this and what is going on in the picture?
2. What were the responsibilities of the high priest in Old Testament times?
3. Do we need a high priest to do these things for us now?





**What is Temptation? (Discussion).**   Tell the students to sit down and make sure that no part of their body is touching any part of any other student. Ask them not to touch each other at all until you say it's okay. Delay for a few minutes by writing the memory verse on the board. Now discuss these questions:

1. As soon as I told you not to touch anyone else, what did you want to do?
2. Did you find it difficult to obey?
3. Did you try to think of a 'good' reason to touch someone or a way to break the rule without getting caught?
4. Did anyone actually touch someone else?
5. What is it called when you want to do something you know is wrong? (*Temptation*)
6. What is the difference between temptation and sin?
7. What wrong things (besides touching each other) are students sometimes tempted to do?
8. Is it possible to be tempted and not sin?
9. Is it possible for thoughts of wrongdoing to be sin and not just temptation? (Matthew 5:21-22)
10. When do thoughts of disobedience become sin and not just temptation?

Have the students tell about occasions when they resisted temptation or when they were tempted and proceeded to sin. (If you need a clear example of temptation and sin, read Genesis 3:1-6).

Was Jesus ever tempted? Did He ever sin? Does He understand what it's like for us when we are tempted?



**Who Would You Rather Talk To? (Discussion).**   Ask the students to tell of something difficult that they have faced in their lives. Suggest some ideas such as the death of a grandparent, the death of a pet, struggling in school, or difficulty in getting along with someone. Then ask them what kind of person they would want to talk to about their difficult situation. Tell them that the people who can offer the most comfort and encouragement are the ones who have gone through the very same things they are facing. For example, no one can help you better when you lose a beloved pet than someone else that has lost a pet and understands what it is like. Explain that in today's lesson they will hear about someone who has been through everything that they have been through. They can go to this person anytime and be confident that they will receive help and understanding.

- With Sympathy Like This... (Role-play).** 🎭, 🦋 Perform this short play for the students with puppets or have older students act this out for the class, **HEB03.GF2.** (*There are just 2 characters.*) Ask the students the following questions:
1. What is sympathy?
  2. Are there times when you feel like this little sister must have felt?
  3. Do you really want to talk about your problems to a person who doesn't understand or sympathize?
  4. When we pray about our problems, does Jesus understand?
  5. Since He was perfect, how can He sympathize as well as a man could? Or is He a man after all?
- 



### **Book:**

#### **Presentation Ideas –**

- Tabernacle Flannel Graph (Presentation Idea).** 🎭, 🦋 Use the flannel graph in the Teacher's Workroom to present this lesson. You will need to reserve the board and pieces beforehand.
- High Priest Role Play (Role Play).** 🎭, 🦋 You will need:  
high priest costume found in the Teacher's Workroom  
stuffed animal—goat or lamb
- Dressed up as the high priest share with the students exactly what it was like to enter into the Holy of Holies on the Day of Atonement (read Leviticus 16; also Exodus 25:17-22 for a description of the Holy of Holies). Show the stuffed animal and talk about the requirements for the sacrifice. Allow them to ask questions about the high priest's role.
- The main point is to show the children the difference between the O.T. high priest and Jesus Christ, the superior High Priest. Share about how the blood of bulls and goats only covered sin temporarily, but there came a Savior who takes away our sins permanently. Tell the students that today's Bible Adventure will tell us that we have a high priest in Jesus who understands our weaknesses and suffered for us.
- Aaron, the High Priest (Illustration/Coloring Page).** 🎭, 🦋 **HEB03.GF3.**
- Sprinkling of Blood on the Day of Atonement (Illustration/Coloring Page).** 🎭, 🦋 Leviticus 16:14, **HEB03.GF4.**
- Christ in the Garden of Gethsemane (Illustration/Coloring Page).** 🎭, 🦋 **HEB03.GF5.**
- Old Testament High Priest and Jesus Our Eternal High Priest (Illustration/Overlay).** 🎭, 🦋 **HEB03.GF6 Pgs. 1 & 2.** Copy these illustrations onto transparencies and use them as an object lesson showing that Jesus is superior over the O.T. Priesthood.

#### **Bible Adventure for 1<sup>st</sup> – 6<sup>th</sup> Grades –**

Do you remember the theme of the book of Hebrews? The theme is **The Superiority of Christ!** So far we've learned that Jesus is superior to the angels and Jesus is superior to Moses. He is God Himself, the Creator, who came to earth in the form of a man to save us from our sins. He is far above Moses and the angels and deserves all of our worship and praise. Today we will hear about how Jesus is also superior to the Old Testament priesthood.

In the Old Testament, before Jesus came, the people could not go directly to God to deal with their sin. Instead, a priest would have to represent them before the Lord. He would offer an animal sacrifice on their behalf to cover their sins. The most important priest in Israel was the high priest and Aaron, the brother of Moses, was appointed by God to be the very first one.

In the book of Hebrews, the writer helps us to understand that Jesus Christ is the greatest high priest who has ever lived and is far superior to Aaron. He encouraged his readers to put their full confidence in Him. When Jesus lived on earth, He was tempted to sin in all the ways that we are tempted yet He never gave in. He lived a perfect and sinless life. Because He understands what we go through we can pray knowing that He will be gracious and merciful to us.

The writer of Hebrews explained the reasons why Jesus is so much greater than any other high priest that has ever lived. He began by laying out the qualifications necessary to become a high priest. First, God must appoint him. He can't just decide on his own that he wants to be a high priest. Second, he must be a human so he can understand what his people are going through when they are faced with sin. Another way to say this is he can "sympathize" with the people for whom he is offering a sacrifice.

Did Jesus meet these qualifications? Absolutely! God the Father appointed Him from the beginning of time to be our High Priest, not only for the short time He walked the earth, but for all eternity. He lives forever to minister to us with the salvation He provides. All the other high priests were only able to minister to their people as long as they lived on the earth.

He met the second qualification by becoming human and encountering tremendous suffering. He wept and agonized, knowing He would die on the cross and take the punishment for our sins. By becoming one of us He is able to identify with us completely. As it says in Hebrews 4:15, "For we do not have a high priest who is unable to sympathize with our weaknesses, but we have One who has been tempted in every way, just as we are—yet was without sin." Even though He faced suffering and temptation like everybody else, Jesus was the only High Priest (or anybody for that matter) that has ever lived and never sinned even once!

In addition to being the greatest of all high priests, Jesus Christ Himself was the perfect, spotless, sinless sacrifice for our sins. In the Old Testament, the sacrifice the high priest made only covered sins, it did not remove them. Sacrifices had to be made over and over again. However, when Jesus sacrificed Himself on the cross, our sins were not only covered but also removed forever if we place our faith in Him. We are cleansed and can enter through prayer into the very presence of God.

In the Old Testament, a very special room in the temple called the Holy of Holies symbolized the presence of God. Only the high priest could enter and only once a year. As our ultimate High Priest, Jesus has made it possible for each and every Christian to enter into the presence of God! His sacrifice on the cross has enabled us to come to the Lord as a young child would come to his father for help. Because Jesus has removed our sins forever, God no longer sees us as rebellious sinners, but as holy children covered by the perfect death of His Son.

God longs for us to come to Him for help at any time. If we are struggling with temptations, we have a High Priest who has suffered like us, yet never committed any sin. Instead of leaving us on our own to battle it out, our heavenly Father treats us with grace and mercy and compassionately strengthens our weak and feeble lives with His power. When you are struggling with sin, don't run from God but rather run into His presence through prayer and find all the help you will ever need.

#### **Aim Questions**

- 1. Who wrote the book of Hebrews?** *(The author is unknown.)*
- 2. Why was the book written?** *(It was written to confirm Jewish Christians in their faith and to caution them from falling away.)*
- 3. What was going on with these Hebrew Christians?** *(They were being persecuted for their faith and were tempted to go back to Judaism.)*
- 4. What is the theme of Hebrews?** *(The Superiority of Christ)*
- 5. In today's passage the author proves that Jesus Christ is superior to whom?** *(Aaron, the High Priest.)*
- 6. Give one reason why Jesus Christ is superior to Aaron?** *(He was appointed by God to be the High Priest forever; He was tempted in all things, yet without sin.)*
- 7. What can we do now that Jesus is our High Priest?** *(We can enter into God's presence without any shame or fear, knowing that Jesus has taken care of our sins once and for all.)*



## Look:



**Lego Tabernacle (Discussion).** 🧑, 🦋 Build a Lego tabernacle and bring it to class. (See picture, **HEB03.GF7**. A color copy is located in the Teacher's Workroom to view as well.) During the lesson, show the class the Lego tabernacle and discuss its significant features (i.e., Holy of Holies, curtain that was torn, Mercy Seat containing Ten Commandments, etc.)



**A Better High Priest (Worksheet/Discussion).** 🧑, 🦋 Have the students organize information about the priesthood of Aaron (and other men) and the priesthood of Jesus Christ, **HEB03.GF8**.  
*Answer Key: Old Testament Priest - 7,11,16; Both - 2,3,5,6,9,10,12,14; Jesus - 1,4,8,13,15.*



**Where Do I Pray? (Worksheet).** 🧑, 🦋 Have the students circle all the places where they feel it would be okay to pray, **HEB03.GF9**. The object of this lesson is that there are no incorrect answers. Through Christ we are able to speak to Jesus whenever and where ever we feel we need to.



**Forgiven Sin (Object Lesson).** 🧑, 🦋 You will need:  
two glass canning jars  
pitcher of water  
four coffee filter papers  
some dirty rocks.

Tell the students that God wants our soul to be clean, just like this water (*fill one jar half full of water*). When we sin or do things that are wrong, it's like we've dirtied our spirit (*put dirty pebbles in jar with water*), like putting dirty pebbles in our lives. (*Shake the jar and show the class the dirty water*) Ask, "Does anyone want a drink?" Sin makes us dirty and we need to get rid of the sin in our lives so we can be clean before God. That's why we need Jesus. Jesus died on the cross and made it possible for us to get rid of all our sins. If we ask Jesus to forgive us of our sins, He will take away the sins and make our souls clean, like this—(*Place four coffee filters into the top of the empty jar and slowly pour the **dirty** water with rocks into the filter while holding the filter in place.*) Continue explaining to them that Jesus is a filter for our sins. He takes every sin away. (*Remove the filter from the jar, keeping the debris in the filter paper.*) Jesus cleans us and makes us right with God. He took all of our sins into His own body, just like the filter did, so that we would be clean; that's why He is superior over the Old Testament priesthood.



**Cleansed by the Blood (Object Lesson).** 🧑, 🦋 You will need:  
**HEB03.GF10**  
5" x 7" piece of rubylith  
red ink pen

Use the diagram on **HEB03.GF10** and write sin words on the body **using red ink** (*see example on same page*). Cut it out. Ask the class, "Have you ever wondered how anyone could be cleansed by blood?" Jesus died on the cross as the final sacrifice to pay for our sin. His blood was shed to cleanse us from sin. But blood stains, so how does it cleanse? (*Hold up the paper person with sin words written all over it*). This represents us. Notice this has a bunch of words written on it. (*Read some of the words.*) They represent the different types of sin we commit. (*Now hold up the rubylith.*) This represents Jesus' blood shed on the cross. (*Place the paper person behind the rubylith and the sins disappear or are not visible.*) If we've accepted Christ as our savior, then God sees us through Jesus' blood, just like this. (*Show the class the result.*) It's like Jesus' blood is a filter and God no longer sees our sin. Jesus is superior over the Old Testament priesthood because He is our High Priest that takes away our sin. See "*Cleansed by the Blood Craft*" in the **TOOK** section for a take-home craft option.



**Aim Questions (Worksheet).** 🧑 Have the students answer the Aim Questions about today's Bible Adventure, **HEB03.GF11**.



**Passage Review Questions (Worksheet).** 🧑, 🦋 This booklet contains many questions from the Scripture passage covered in today's lesson. Students may work on them in class and complete them during the week at home, **HEB03.GF12**.



**Hebrews 4:15 (Memory Verse Song).** 🎵 Words and music for today's memory verse are available upon request from Children's Ministry.

---



**Took:**



**Come Boldly (Prayer Time).** 🎵, 🦋 Discuss with the students that sometimes it's hard to believe that God cares about the little things we need or the small struggles we have. The truth is God really wants us to come to Him, especially when we struggle with temptation, "For we do not have a high priest who is unable to sympathize with our weaknesses," Hebrews 4:15. Ask the students if they would like to share any needs or concerns they have with their small groups. Have them spend time praying for each other. "Let us then approach the throne of grace with confidence, so that we may receive mercy and find grace to help us in our time of need" (Hebrews 4:16).



**Our High Priest (Craft/Puzzle).** 🎵, 🦋 This can be used as a group activity or craft. If used as a group activity, prepare puzzles ahead of time and work in small groups to assemble them. Make it a competition if desired. If used as a craft each student will need:

**HEB03.GF13** printed onto cardstock  
 coloring crayons  
 scissors  
 one zip-top sandwich bag

Have the students follow the directions below to complete their puzzle:

1. Color the cross.
2. Cut out the cross and cut apart on double lines.
3. Store the puzzle pieces in a zip-top sandwich bag.



**Throne of Grace (Craft).** 🎵, 🦋 Each student will need:

**HEB03.GF14 Pgs. 1 & 2**  
 scissors  
 coloring crayons  
 glue

Have the students follow the directions below to complete their crafts:

1. Cut out the curtains on lead edges only (sides of page). Follow the shape of the curtains.
2. Fold dotted lines outward so curtains open and close over center of page ('Throne of Grace' is now on back of project).
3. Cut out the entire throne picture on double lines and glue it between folds 'behind' the open curtains.
4. Cut out either the boy picture or the girl.
5. Cut strips from sides of page on double lines.
6. Make two paper springs folding each pair of strips as follows: Glue two strips together at the ends forming an L. Fold the bottom strip where it meets the top strip so it goes over the glued intersection. Then fold the other strip (where it is overlapped) back over the intersection. Repeat until strips are used up. Glue remaining ends together to prevent the spring from unraveling and trim.
7. Glue one end of each spring to the throne picture where indicated with a small square.
8. Put glue on the free end of each spring and attach the boy or girl so bottom of feet are even with bottom of project.
9. "Open" the curtains part way so "scene" will stand up.

Read the verses and ask: What is the throne of grace? How do we approach it? Who made it possible for us to come to God when we are tempted and need help?



**Cleansed by the Blood (Craft).** 🎨, 🦋 Each student will need:

- one square from **HEB03.GF15**
- 3" x 3 ½ piece of rubylith
- 4" x 4" piece of construction paper
- red ink pen
- glue
- stapler or tape

Have the students follow the directions below to complete their crafts:


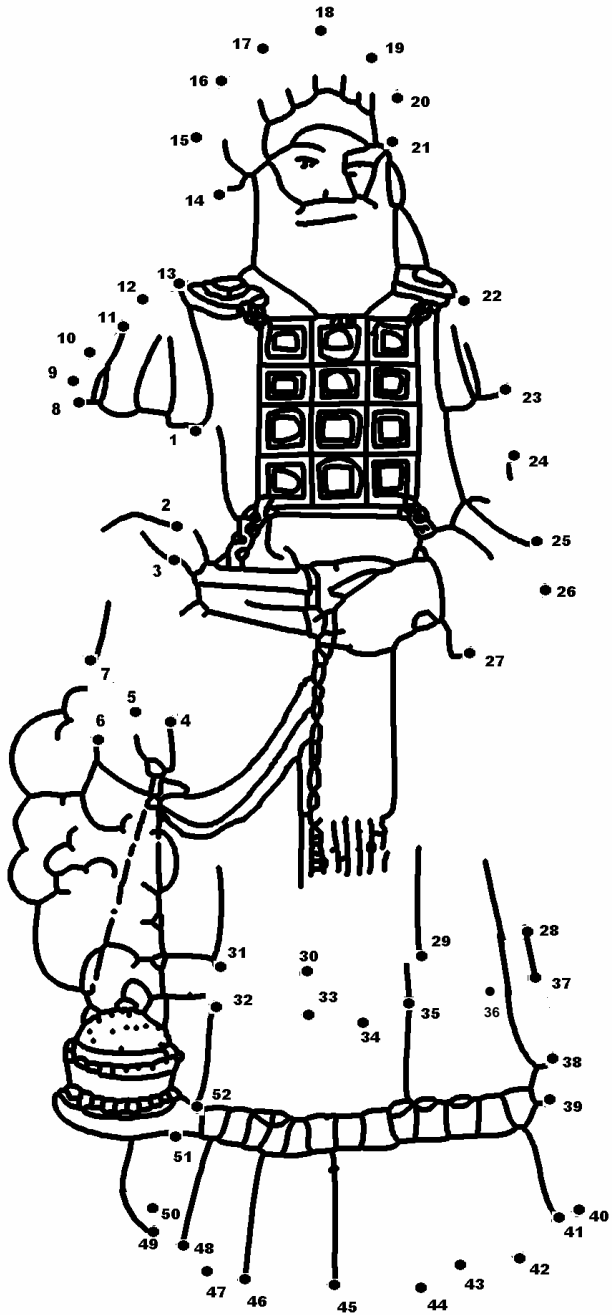
1. Cut out the person.
2. Glue the person onto a piece of construction paper.
3. Write sin words with red ink onto the person.
4. Tape or staple the piece of rubylith to the top of the construction paper so it covers the person and the sins.



**Superiority of Christ Ribbon Incentive (Review).** 🎨, 🦋 Utilize this overview tool and incentive program to motivate the students and their parents to memorize the outline and key verses for the book of Hebrews. Devote time in your classroom to equip the students with a framework for assimilating and retaining the deep truths of Christ's superiority in the letter to the scattered Hebrew Christians. Review the incentive program at length with the students and encourage them to ask their parents to participate with them. Show the students both components of the program, the 'Jesus Is Superior' button and the ribbon loops that will be rewarded each week for completed memory work. Direct them to memorize the first verse in order to receive the first ribbon loop on the button. Hot glue each awarded ribbon loop to the button in the following order:

Lesson	Text	Theme ~ Memory Verse	Ribbon loops
HEB01	Hebrews 1-2	Christ Is Superior over the Angels ~ 1:4	White - represents angels
HEB02	Hebrews 3:1 - 4:13	Christ Is Superior over Moses ~ 4:11	Brown - represents Moses
HEB03	Hebrews 4:14 - 5:10	Christ's Superiority over the O.T. Priesthood ~ 4:15	Blue - represents the priest's garments
HEB04	Hebrews 5:11 - 7:28	The Danger of Falling Away ~ 6:11	Yellow - represents the danger of falling away (as in a warning sign)
HEB05	Hebrews 8:1 - 10:18	Christ Is Superior over the O.T. Covenant ~ 8:6	Red - represents the blood of Christ
HEB06	Hebrews 10:19 - 12:29	Holding Fast by Faith ~ 11:1	Purple - represents faith
HEB07	Hebrews 13	Superiority of Christ in the Christian Life ~ 13:15	Green - represents the Christian's walk

# HIGH PRIEST DOT-TO-DOT



## With Sympathy Like This...

*Perform this short play for the students with puppets or have older students act this out for the class. There are two characters. Tia is an elementary age girl. Sarah is older (junior high or high school age). These characters could also be boys.*

**Sarah:** “Hi Tia, Mom’s not home yet. Hope you aren’t hungry ‘cause I ate the last cookie.”

**T i a:** “No, I don’t feel like eating. I had a *terrible* day.”

**Sarah:** “Oh, good.”

**T i a:** “You’re *glad* I had a terrible day?”

**Sarah:** “Just glad you don’t feel like eating.”

**T i a:** “You want to know what happened?”

**Sarah:** “You can tell me if you want.”

**T i a:** “I got a bad grade on my math test. Mom’s going to be mad, but I just don’t get it.”

**Sarah:** “You should try real math like geometry. Your little kid math is sooo easy. I got all A’s when I was your age.”

**T i a:** “I know. Sometimes I think Mom and Dad like you better because you’re so good at school.”

**Sarah:** “That’s not true. Parents have to love all their kids the same, no matter how dumb they are.”

**T i a:** (after pause). “I think my test was the reason I got a stomach ache after lunch.”

**Sarah:** “Maybe you just ate too much.”

**T i a:** “My friends were talking about me and I heard them. They were saying bad things.”

**Sarah:** “Well, real friends wouldn’t say bad things about you. They’re not your friends.”

**T i a:** “Yes they are, they’re the only friends I have!”

**Sarah:** “Well, then, I guess you don’t really have any friends.”

**T i a:** (after getting over shock) “They said I have a big nose.”

**Sarah:** “Your nose isn’t too big, your face is just too small. Maybe your nose will stop growing before your face does.”

**T i a:** “That’s mean! You should say you’re sorry!”

**Sarah:** “Okay. I’m sorry your nose is too big for your face.”


# Aaron, the High Priest



# Sprinkling of Blood on the Day of Atonement



# Christ in the Garden of Gethsemane




# Old Testament High Priest



# Jesus Our Eternal High Priest



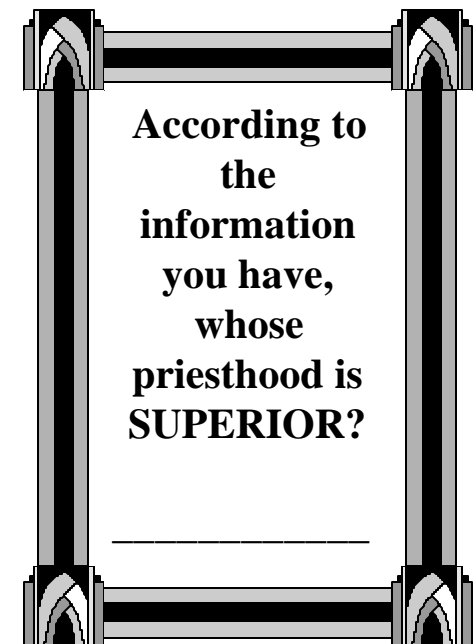
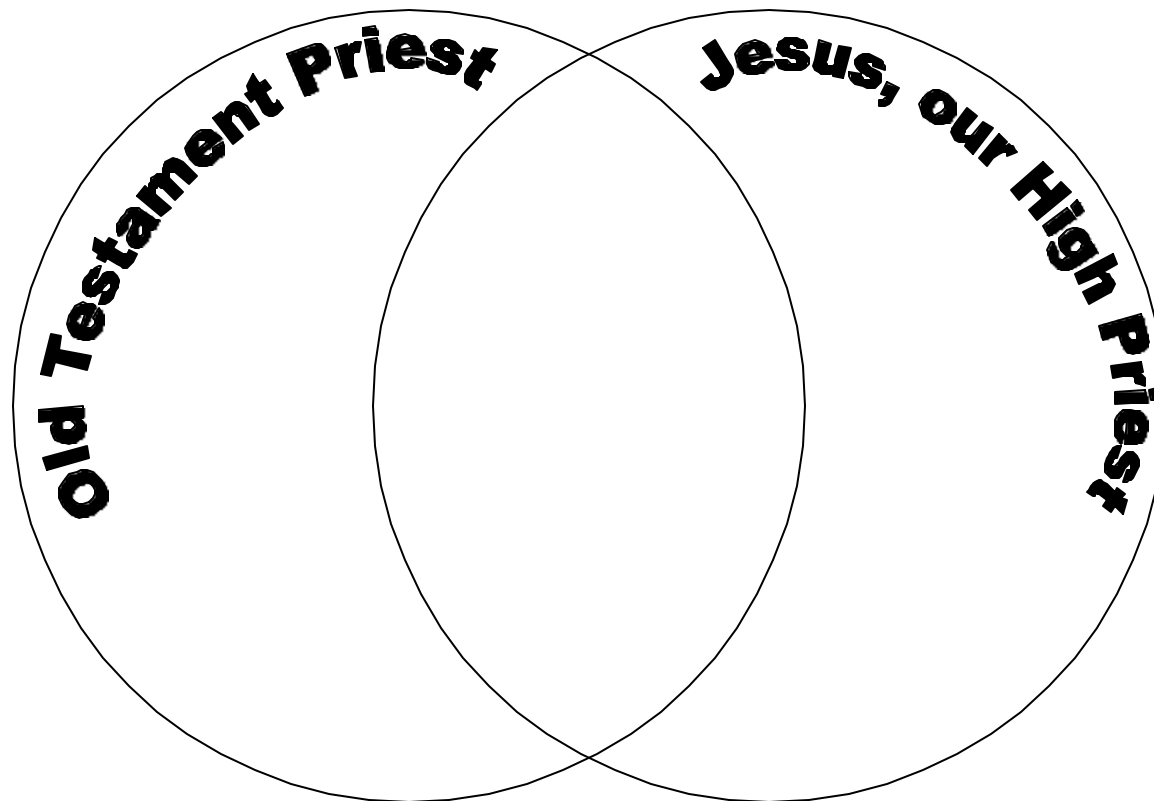
# Lego Tabernacle




# A Better High Priest

Organize these pieces of information. If the statement is true of Old Testament priests (like Aaron) write its number in the left circle. If it is true of Jesus, write its number in the right circle. If it is true of both, write it where the circles overlap. See Hebrews 4:14-5:10 for help.


- |   |  |
|---|--|
| 1. Has gone into heaven (4:14)                      | 9. Deals gently with ignorant men (5:2)      |
| 2. Able to sympathize (4:15)                        | 10. Was subject to weakness (5:2)            |
| 3. Has been tempted (4:15)                          | 11. Offered sacrifices for his own sin (5:3) |
| 4. Was without sin (4:15)                           | 12. Called by God (5:4,5)                    |
| 5. Selected from among men (5:1)                    | 13. A priest forever (5:6)                   |
| 6. Represents men before God (5:1)                  | 14. Suffered and learned obedience (5:8)     |
| 7. Offered animal sacrifices for people's sin (5:1) | 15. Source of eternal salvation (5:9)        |
| 8. Offered himself as a sacrifice for people's sin  | 16. Needed salvation                         |





# Where Do I Pray?

Is it all right to pray wherever you want to? Circle all the places where you feel it would be okay to pray. Once you have circled all the places that you think are correct, compare your worksheet with others at your table and discuss why you circled the ones you did.



Reading a book



Before bed




Eating dinner



Sick



At church



At the beach



At school


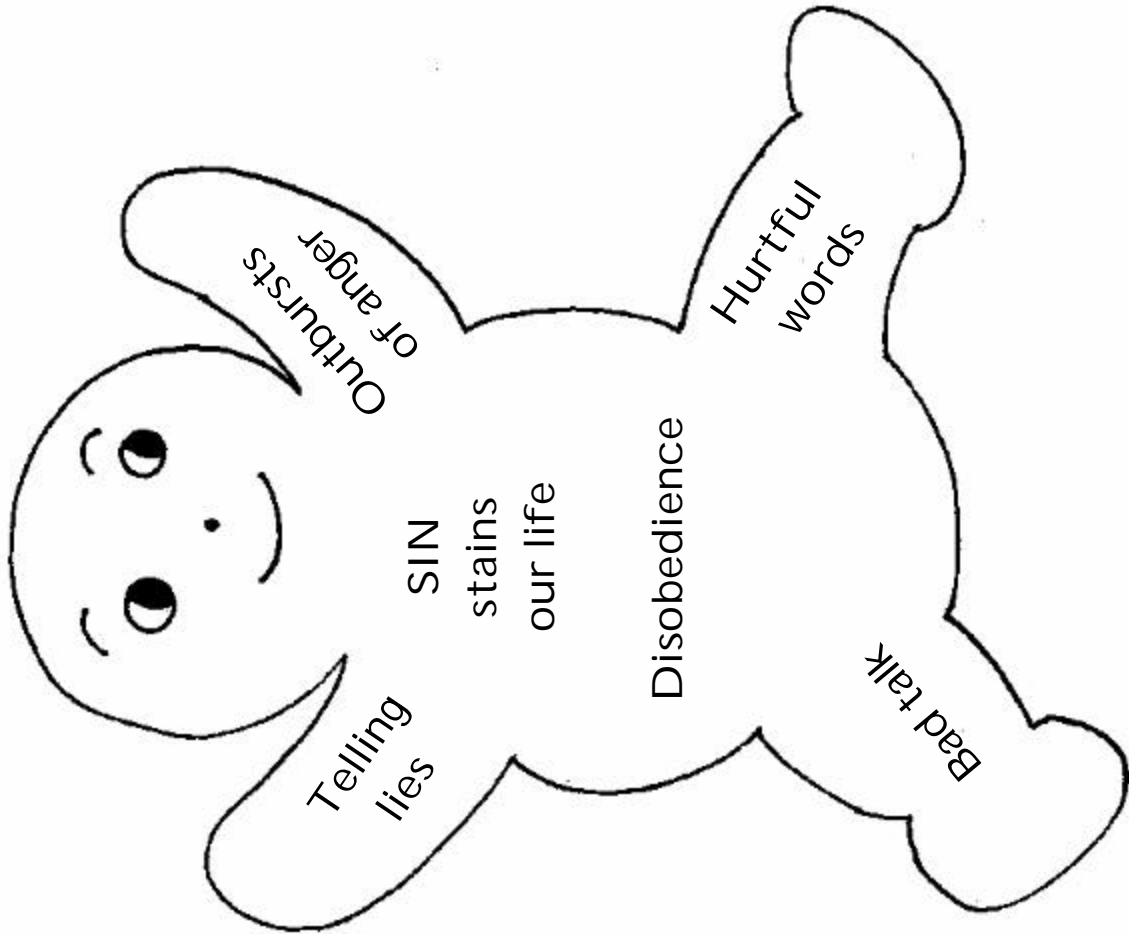


Playing in a tree



Shopping with mom

“Cleansed by the Blood” example



# Aim Questions

Answer the following questions about today's Bible Adventure.

1. Who wrote the book of Hebrews?
2. Why was the book written?
3. What was going on with these Hebrew Christians?
4. What is the theme of Hebrews?
5. In today's passage, the author proves that Jesus Christ is superior to whom?
6. Give one reason why Jesus Christ is superior to Aaron?
7. What can we do now that Jesus is our High Priest?

*God desires for us to come to Him for help at any time. If we are struggling with temptations to sin, we have a high priest who has suffered like us, yet never committed any sin. When you are struggling or dealing with various temptations, don't run from God, run to God and enter into the happiest place on earth—God's presence!*



*"For we do not have a high priest who is unable to sympathize with our weaknesses, but we have One who has been tempted in every way, just as we are—yet was without sin."*

*Hebrews 4:15*

**Passage Review Questions**  
**Hebrews 4:14—5:10**

Who is our High Priest? (4:14)

What should we hold firmly to because of the work that Jesus has done in our lives? (4:14)

Did Jesus ever suffer like we suffer? (4:15)

What kind of High Priest do we have? (4:15)

How should a Christian respond to this kind of a High Priest?  
(4:16)

According to this passage, what will a Christian find when he approaches the throne of grace? (4:16)

Describe a normal high priest. (5:1-3)


How did a man become a high priest? (5:4)

Did Jesus appoint Himself to be a high priest? If not, how did He become the High Priest? (5:5-6)

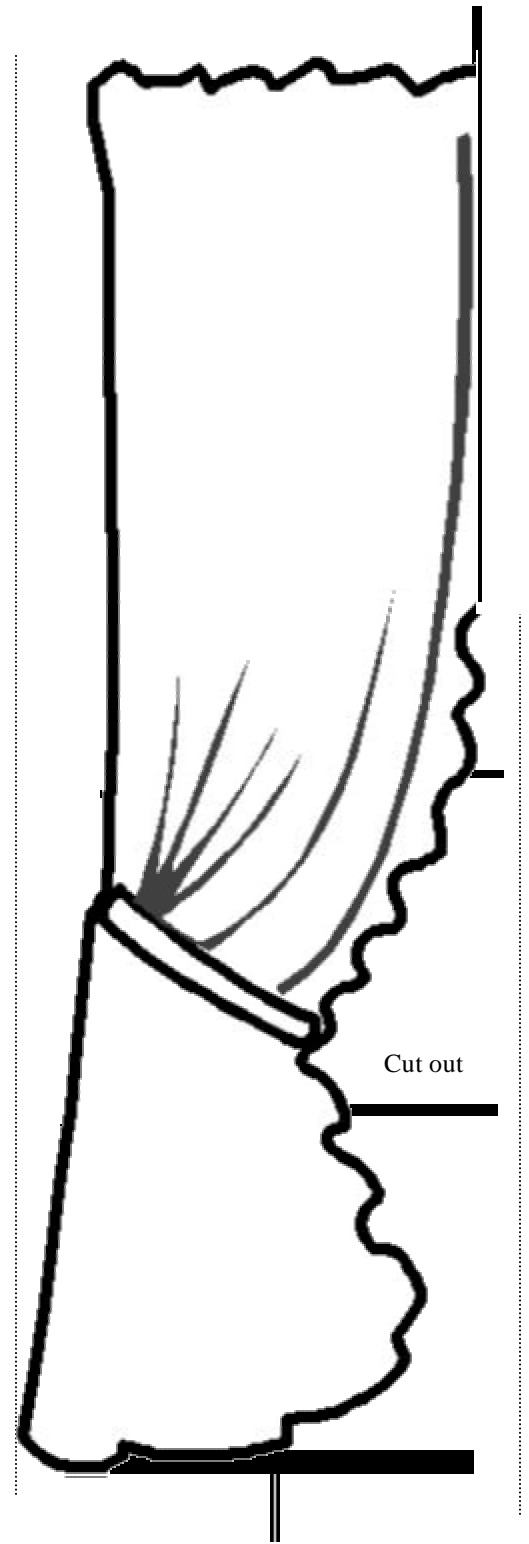
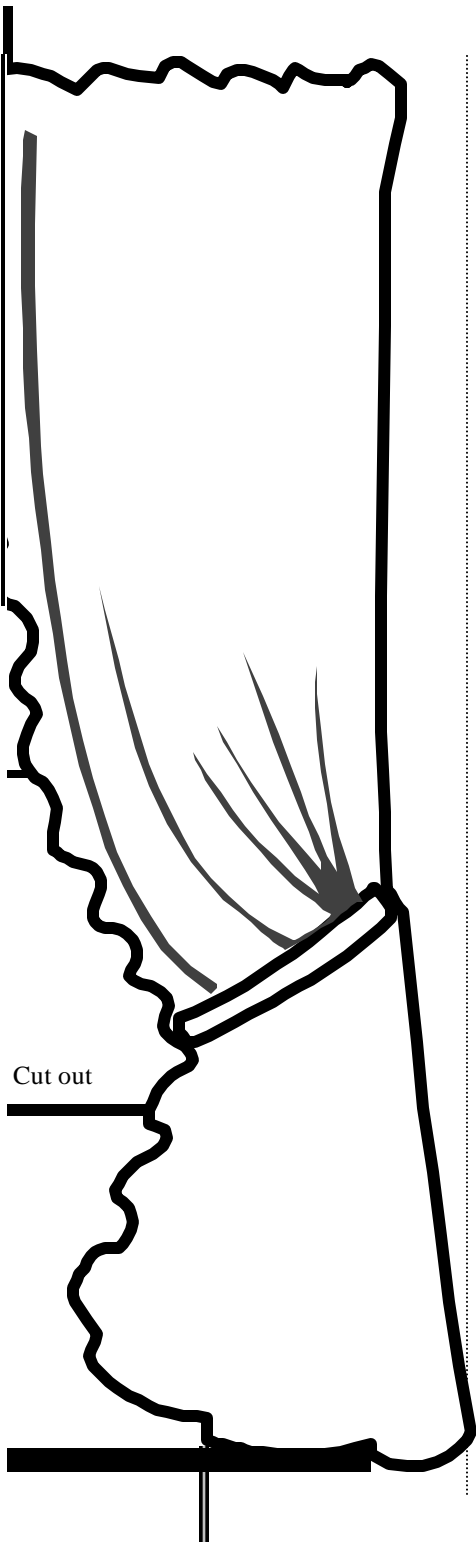
Describe Jesus' life here on earth according to this passage.  
(5:7)

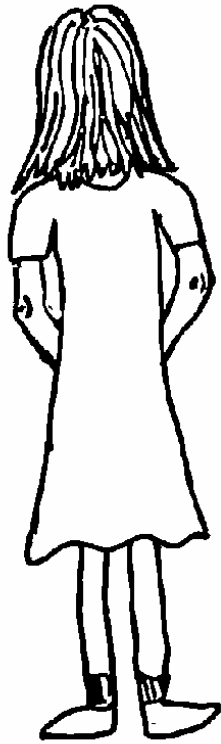
What is Jesus the source of for all of those who believe in Him?  
(5:9)

**Our High Priest**



# Throne of grace





*"For we do not have a high priest who is unable to sympathize with our weaknesses, but we have One who has been tempted in every way, just as we are—yet was without sin.*



*"Let us then approach the throne of grace with confidence, so that we may receive mercy and find grace to help us in our time of need."  
Hebrews 4:15, 16*



