

March 9, 2003  
Early Childhood  
Jesus Is Superior to Moses

Hebrews 3:1-4:13  
HEB02EC

# Hebrews

## Materials I Need:

## Key for symbols:

- This symbol represents ideas that can be used for two-year-olds through kindergarten. Please remember to slow way down for two-year-olds and keep the pace moving for five-year-olds.
- ② This symbol represents ideas that can be used for two- and three-year-olds.
- ④ This symbol represents ideas that are best used for four-year-olds through kindergarten.

## Memory Verse:

Hebrews 1:4: (Jesus) is superior to the angels.

## Hook:

- Teacher Tip:** The singing time is a vital tool to emphasize and support the teaching aims of the Bible Adventure. Respect and attention during singing times are to be expected and kindly demanded. Songs can be fun and even silly without deteriorating the respectful atmosphere set. A short introduction to each song or between verses should support the teaching aim of the story. Songs that are simple, repetitive and basic are wonderful tools to get across ideas. Catchy tunes will replay in the children's minds during the week and the children will learn to sing them with full understanding of the meaning of these songs.
- "Hebrews" in Play Dough:** Make the letter "H" out of play dough again this week and have the children practice the "H" sound by saying "H-h-hebrews." Say the word "Hebrews" often to familiarize the children with the name of the book.
- Moses Was a Prophet:** Provide a picture story book of Moses receiving the Ten Commandments and read it to a small group. "Moses was a prophet of the Hebrew people. God spoke directly to him. Moses then went to the people and told them what God had said. In today's Bible Adventure, we will see that Jesus is superior—even to Moses."
- "Let My People Go!" Center:** Have a popular leader sit on a chair and call him "Pharaoh." He may wear a special garment if one is available. Have a child, a Hebrew, get a hug from "Pharaoh," but the child will not be released. The children watching say, "Let my people go!" The Pharaoh pretends to release the child; but just as he leaves, Pharaoh grabs him back and says, "No! No! They can't go!" Repeat several times before letting the child get loose. "In today's Bible Adventure, we learn that Moses was a great prophet and leader of the Hebrew people. He went to the Pharaoh of Egypt and asked him to let the Hebrew people leave so they could go to the promised land that God had for them."
- Water and Sponges:** Provide two dishpans--one with warm water and the second one empty—and several sponges. Have the children soak up the water from the first tub with their sponges and squeeze it over the empty tub. It is a big job to move all the water from one pan to another. "In today's Bible Adventure, God shows His power by pushing apart the water of the Red Sea so that all the Hebrew people could walk safely across to the other side where Pharaoh could not get them. We know how powerful God is when we see how much time and muscle it takes to move just a little amount of water."

- 
- Army Play Set:** Provide war figures and horses and call them "Pharaoh's army." Have the children play at chasing and hiding while talking about the Hebrews leaving the country of Egypt. Explain the life of a slave and the hard work that was required of the Hebrew people by the Egyptians. Tell how Pharaoh and his armies chased them to bring them back. Pharaoh didn't want the slaves to leave, but God wanted to rescue His people from slavery, so He helped them escape.
  - Jesus Gives Us Thankful Hearts: (HEB02ECGF6)** Provide different colors and sizes of paper. Show the older children how to fold the paper in half and cut a heart shape. For younger children, copy the GF6 heart on colored paper. Unfold the paper hearts, tape them together in several lines and hang them from the ceiling or in the doorway frame. "Jesus gives those who have faith in Him the promise of a new life in heaven. Knowing that Jesus will keep His promise puts thankfulness in our hearts. Moses could not promise that all the Hebrews would go to heaven, so that's why Jesus is superior to Moses. Each time we walk through the hearts, we'll remember Jesus' promise of heaven and that will give us thankfulness in our hearts."
  - "God Provides" Picture Search:** "God provided manna and water in the desert for the Hebrew people. God provides every day for us. What does God provide for you?" Give each child a book or magazine and have them search through looking for pictures to answer the question. Have them look for pictures that show: rain (for plants and animals), homes (house, cave, nest, etc.), sun, mother, father, clothes, river, ocean, fish, eggs, fruit, etc. Who was able to find a picture first?
  - Which Is Better?** "Jesus is better than Moses, the prophet. Moses was a good leader for the Hebrews. He got them safely through a big desert to the land God had promised them. Moses was a good leader, but Jesus is the Son of God. Jesus promises those who love Him a place in heaven." Show two pictures (of toys, cars, houses, animals, locations). Ask a child which he thinks is better. Ask why he thinks one is better than the other. Repeat with several more pairs of pictures. Show a picture of Jesus and of Moses. Who is better? (Jesus) Why? (Jesus is the Son of God and gives a promise of a new life in heaven with Him.)
  - Shaving Cream Center:** Spray a small amount of shaving cream on a vinyl tablecloth in front of each child. Have them divide the piles of cream in half with a stiff piece of paper or cardboard. Repeat. Have towels ready to wipe hands when they are done at this station. "In today's Bible Adventure, God's mighty power divided the waters of the Red Sea just as we divided the pile of foam. It was easy for God to do, and it saved the Hebrew people whom God loved."
  - "Superiority of Christ" Review Mobile: (HEB02ECGF12 and HEB02ECGF14)** Copy the GF14 picture of Jesus backed by a crown on yellow card stock paper and cut it out. Cut out the first two GF12 pictures and glue them to colored construction paper. Hang these two pictures by yarn or string (different lengths) below the picture of Jesus. Review last week's lesson (Jesus is superior to angels) and this week's lesson (Jesus is superior to Moses). Display this mobile in such a way that more pictures can be hung from it as the weeks of Hebrew lessons proceed.
- 




## Book:

### Presentation Ideas

- Color the **HEB02ECGF1, HEB02ECGF2, HEB02ECGF3, HEB02ECGF4** and **HEB02ECGF5** pictures and glue them onto colored construction paper. Show these pictures as you tell the Bible Adventure. Save the pictures for review in future Hebrews lessons.
- "Water From the Rock" Finger Play:**

"Moses, we're thirsty!" the people moaned.	<i>(Point to mouth)</i>
They grumbled and they whined.	
"Moses, we're thirsty!" the people moaned.	<i>(Stamp foot)</i>
"God is being so unkind!"	<i>(Shake head "no")</i>
So Moses prayed, then hit a rock,	<i>(Hold hands in praying position)</i>
And water came gushing out!	<i>(Roll hands)</i>
God had helped these people He loved;	<i>(Point up)</i>
With that there was no doubt!	

 **Story Suggestion:** Dress in period costume and tell the story as the character of Moses. Or Moses could be in front of the class while the story is being told and after each picture is shown, Moses could clarify some things about what really happened.

### **Bible Adventure for 2s & 3s**

*(Hold up the Old Testament section of your Bible.)* This is the Old Testament section of the Bible. *(Hold up the New Testament section.)* This is the New Testament part.

*(Show the review HEB01ECGF1 picture.)* The Hebrew people lived in the Old Testament, and they worshiped God the way He told them to. The book of Hebrews in the New Testament tells us that Jesus is better than all the prophets or angels in the Old Testament. The theme of the book of Hebrews is "Superiority of Christ."

*(Show the HEB02ECGF1 picture.)* Moses was a prophet to the Hebrew people in the Old Testament. The Hebrew people honored Moses because he was a very good leader. The Hebrew people were slaves in Egypt and life was very hard for them. Moses had courage to go right up to Pharaoh, the king of Egypt, and say, "Let my people go!"

Pharaoh told Moses (hold up your hand in a stop position), "No! No! They can't go!" After a while, Pharaoh would tell Moses that the Hebrews could leave, but then he would change his mind. Moses would go back to the Pharaoh again and again and say, "Let my people go." Finally, the Pharaoh told the Hebrew people to leave Egypt.

*(Show the HEB02ECGF2 picture.)* The Hebrew people did leave and got as far as the Red Sea when Pharaoh's armies chased them down. The Pharaoh had changed his mind again! God rescued the Hebrew people by parting the Red Sea so they could safely walk across to the other side on their way to the promised land of Canaan. In the Promised Land, the Hebrews would have their own land and could grow all the food they needed. It would be a life full of peace and rest.

*(Show the HEB02ECGF3 picture.)* The Hebrews weren't in the desert very long before they began complaining about the food and water. They even wanted to go back to Egypt! Their hearts were not thankful for the freedom God had given them. They complained and disobeyed Moses and never made it to the Promised Land. Only their children were able to go into the Promised Land.

*(Show the HEB02ECGF5 picture.)* It says in the New Testament book of Hebrews, "Don't be like the Hebrews in the Old Testament. They didn't like God's plan. They didn't want to obey with a thankful heart. Don't go back to worshiping God the way they did in the Old Testament. Jesus has given you the promise of a new and better life. God's plan for you is a superior one--life in heaven someday, but the only way to get there is through Jesus." Faith in Jesus will get us to heaven and God's rest. Jesus is superior to Moses, all the prophets and all the angels.

**Prayer:** Dear God, thank You for Jesus who is superior to angels and Moses. Help us have thankful hearts for Your plan and the freedom Jesus gives us. In Jesus' name I pray, amen.

### **Bible Adventure for 4s, 5s & K**

*(Hold up the Old Testament section of your Bible.)* This is the Old Testament section of the Bible, and this is the New Testament part *(hold up the New Testament)*. *(Sing the song "Old and New" from the Song section.)*

*(Show the review HEB01ECGF1 picture.)* The Hebrew people lived in the Old Testament, and they worshiped God the way He told them to. In the New Testament, the book of Hebrews tells us that Jesus is superior to everything in the Old Testament. Superiority means that Jesus is better than all the prophets or angels who came before Him—better than anyone or anything in the Old Testament and even today. The theme of the book of Hebrews is "Superiority of Christ." *(Review the Hebrews theme with hand motions.)*

*(Show the HEB02ECGF1 picture.)* Today in the book of Hebrews we will learn that Jesus is superior to Moses. The Hebrew people honored Moses because God spoke to him and because he was a very good leader in the Old Testament. Moses had courage to go right up to Pharaoh, the king of Egypt, and say, "Let my people go!" The Hebrew people were slaves in Egypt and life was very hard for them. The Hebrews cried out to God to take them out of slavery to freedom in their own land.

Pharaoh told Moses *(hold up your hand in a stop position)*, "No! No! They can't go!" *(Say in a sing-song fashion.)* But God sent plagues on Egypt to change Pharaoh's mind. Pharaoh would give in and tell Moses that the Hebrews could leave, but then he would change his mind. Moses would go back to the Pharaoh again and again and say, "Let my people go." Finally, God sent the worst plague of all, and Pharaoh told the Hebrew people to quickly leave Egypt.

(Show the *HEB02ECGF2 picture*.) The Hebrew people did leave and got as far as the Red Sea when Pharaoh's armies came chasing after them. God parted the Red Sea and all the Hebrew people walked safely across to the other side on their way to freedom and the promised land of Canaan. In the Promised Land, the Hebrews would have their own homes and plots of land where they could grow their own food. It would be a life full of peace and rest.

(Show the *HEB02ECGF3 picture*.) That story in the Old Testament book of Exodus is a wonderful story. The Hebrew people honored Moses for being such a courageous and godly leader. But before they had been in the desert very long, the Hebrew people began complaining and grumbling and wanting to go back to Egypt. Their hearts were not thankful for the freedom God had given them; they wanted better food and more water. They complained about the manna (food from heaven) God sent them every day in the desert, and they complained about how thirsty they were. They complained and disobeyed God and complained and disobeyed Moses until finally God told them, "You will not go into the promised land of Canaan because you did not trust Me and obey Me. Only Joshua and Caleb trusted in Me, so they will be the only two Hebrews who will go into the promised land." And that is what happened. All of the older Hebrews died, except Joshua and Caleb, before God took the rest of the younger Hebrews into the land He had promised them.

(Show the *HEB02ECGF4 picture*.) It says in the New Testament book of Hebrews, "Christians, don't be like the Hebrews in the Old Testament. Don't complain about what you don't have or what you wish you had. Don't be like the Hebrews who didn't want to obey God with a thankful heart. They wanted to disobey and complain.

(Show the *HEB02ECGF5 picture*.) "Don't go back to worshipping God the way they did in Moses' day. That was for the Old Testament. Jesus is superior to Moses and all the prophets and angels. Jesus has given you the promise of a new and better life in heaven. Today, you can listen to Him and obey Him.

**Prayer:** Dear God, thank You for Jesus who is superior to angels and Moses and everyone else. Help us have thankful hearts that obey, not complaining hearts that disobey. In Jesus' name I pray, amen.

### Aim Questions

#### Aim Questions for 2s & 3s:

1. **What is the name of the book in the New Testament that we learned from today?** (*Hebrews*)
2. **Who is superior to the angels and Moses?** (*Jesus*)
3. **Who has the best plan for our lives?** (*God, Jesus*)

#### Aim Questions for 4s & 5s:

1. **What is the name of the book of the Bible we learned from today, and what is the theme?** (*Hebrews; superiority of Christ*)
2. **Why is Jesus superior to Moses?** (*Moses led the Hebrews from slavery in Egypt, but Jesus can lead people from slavery to sin so that they have God's peace in their hearts.*)
3. **What do we have to do to be in God's promised kingdom?** (*Faith in Jesus leads us to obey Him with thankful hearts.*)
4. **In Hebrews, who does it say Jesus is superior to?** (*Everyone— Moses, prophets, and angels. Say the Memory Verse.*)



#### Look:

- Aim Questions:** Put four or five flat blocks on the floor and place the numbered **Aim Questions** at the far end. Each child chosen for a question must carefully "cross the Red Sea" to get his question and then come back across the blocks to have it read by the teacher.
- Snack Suggestion:** Cut out circles from white bread and roll them flat. Make enough for everyone in the classroom. Place the bread in a basket. As the basket is passed around for the children to take some bread, talk about how God sent the Hebrew people food to eat called manna. "The Hebrew people complained about the manna God sent them and weren't thankful for the food, but we are thankful for the food that God gives to us."
- Transition Idea:** Choose someone to be the leader of the class. Follow what the leader is doing while moving from one area to another. "Moses was a good leader. What does a leader do? (Tells or shows other people what to do) Jesus is the best leader. He shows us how to live to please God. Jesus is a better leader than Moses. Jesus is superior to Moses."

- Hebrews Chapter 2 Booklet: (HEB02ECGF10 and HEB02ECGF11)** Copy a GF10 and GF11 page for each child. Fold the pages in fourths and insert the GF11 page inside the GF10 page to form a booklet. Staple the booklet on the left side. As the children color the pictures in their booklets, they could draw a sad face on the people in the pictures who have complaining, grumbling attitudes. Reinforce the theme "Superiority of Christ" by singing "Superiority" (from the **Song** section).
- Puppets for Role Play: (HEB02ECGF7)** Copy the GF7 page on cardstock paper, cut the pictures out, and tape the back of each to a craft stick or straw. Make one puppet per child to use in a role play situation. You may want to send a complete set of puppets home with each child in an envelope. The role play can proceed with the following dialogue: The child (children) with the first Moses puppet says to the child (children) with the Pharaoh puppet, "Let my people go." Pharaoh responds, "No! No! They can't go!" The child (children) with the second Moses puppet says, "We're going to the Promised Land." March the puppets across the Red Sea. The child (children) with the grumbling Hebrew says, "I'm thirsty! I'm tired of manna!" The child (children) with the Jesus puppet says, "Jesus is superior to Moses." The "thankful hearts" puppets say, "I'm thankful for Jesus" or "Jesus is superior to Moses." The dialogue can be expanded for older children. End the role play by singing "Superiority" (or sing along with the Hebrews cassette tape).
- "The Ten Commandments" Movie:** Bring a tape of the movie with the section selected on the parting of the Red Sea. Introduce the film by describing Moses, the Hebrews and Pharaoh. Show the segment. Talk about what they saw after the film.
- "What is a Plague?" Game:** "A plague is something bad that happens to many people. When the Pharaoh would not let the Hebrew people go with Moses, God sent plagues on the Egyptian people. The plagues were bad, but God wanted Pharaoh to know that He was more powerful than anyone." Place a line on the floor or set a line of chairs across an open space in the room. Put half the children on each side of the dividing line. They are to stay in their own half of the room. Give the children as many soft balls or small soft animals as possible. The balls represent a plague of bugs, hail or frogs and the idea is to get rid of them by picking them up and throwing them over the line to the other side of the room. On a signal from the teacher, have the children throw the balls, but on a stop signal, everyone must freeze. Count the balls on each side of the line. Who could get rid of most of the plague of balls? Repeat as time and interest allow.
- Follow the Leader Game:** Choose a teacher to be leader. Have the class copy what the leader is doing while the leader is doing it. Some actions could include: walk with hands over head, squat and stand, put foot out to side and back, jump in place, hop forward, crawl on hands and knees, walk and lift knees high, etc. "In today's Bible Adventure, we learned that Moses led the Hebrews out of Egypt toward the land that God had promised them. He was a good leader. The Hebrew people followed him, but they complained and grumbled about going to their promised land and even wanted to go back to slavery in Egypt."
- Crossing the Red Sea:** Set up a balance beam in the room. Have the children walk across the beam pretending to cross the Red Sea on dry land.
- Imaginary Trip to the Promised Land:** (Similar to "Bear Hunt") With children patting their knees alternately with each hand, call out things you might see on a trip to the Promised Land. Have the children repeat each statement after you and act it out. "I see a big tree. (Children repeat) Can't go over it. (Repeat) I guess we'll climb it. (Repeat) Do the same with a lake to swim across (swim), a sand pile to dig (dig), a wheat field to cross (rub hands), mud to walk through (cupped clap), etc. Finish with everyone lying down in the Promised Land to rest.
- "Red Sea" Finger Play:**
- |  |  |
|--|--|
| We're walking to a new land. Step, step, step! | <i>(Have the children march)</i>           |
| There's water in front of us.                  | <i>(Point ahead)</i>                       |
| Pharaoh's army is behind us!                   | <i>(Point behind)</i>                      |
| What'll we do?                                 | <i>(Shrug shoulders and hold up hands)</i> |
| God tells Moses, "Hold out your stick."        | <i>(Hold out arm with fist clenched)</i>   |
| The wind blows;                                | <i>(Blow air out of mouth)</i>             |
| The water moves;                               | <i>(Part hands like the sea parting)</i>   |
| Dry ground appears!                            |  |
| Now step, step, step! Let's march out of here! | <i>(March again)</i>                       |

**“Food From Heaven” Finger Play:**  
“We are thirsty,” God’s people grumbled. (Hand to throat)  
“We need water or else we’ll die.” (Drink from pretend cup)  
God knew His people needed water, (Nod head “yes”)  
So God gave water from the rock. (Put fist into palm of hand)

“We are hungry!” God’s people grumbled. (Pat tummy)  
“We need food or else we’ll die!” (Pretend to spoon food to mouth)  
God knew His people needed food, (Nod head “yes”)  
So manna came down from the sky. (Float hand down to floor)

Still God’s people were not thankful,  
So God told them they could not go (Shake head “no”)  
To the Promised Land they’d never know.

Let’s be thankful and tell God (Raise hands to heaven)  
That we love Him. (Hands on heart)  
Oh, thank You, God. (Raise hands to heaven)

### Songs:

**Bible Themes Song** (tune: “Bible Songs for Preschool Children—Titus” tape)  
**(Chorus)**  
We like to sing about the Bible themes.  
We like to sing about the Bible themes.  
We like to sing about the Bible themes.  
It helps us understand God’s Wo-ord.

Second Timothy—endurance in ministry  
Titus—conduct of the church  
Philemon—bondage to freedom  
Hebrews—superiority of Christ  
(Repeat chorus)

**Hebrews 1:4 Memory Verse Song** (tune: “Oh, How I Love Jesus”)  
Jesus is superior  
To the angels and pro-ophets.  
Hebrews o-one, verse fou-our says,  
“Jesus is su-per-i-or.”

**Superiority** (tune: “Bringing in the Sheaves” chorus)  
Super-i-or-i-ty  
Super-i-or-i-ty  
Jesus is the best! He has  
Super-i-or-i-ty.

**Let My People Go**  
When Israel was in Egypt’s land,  
Let my people go.  
They worked so hard, they could not stand.  
Let my people go.  
Go down, Moses, way down in Egypt’s land.  
Tell ol’ Pharaoh,  
Let my people go.

**“Trust and Obey” Chorus**  
Trust and obey,  
For there’s no other way  
To be happy in Jesus,  
But to trust and obey.



### **Peace Like a River**

I've got peace like a river,  
I've got peace like a river,  
I've got peace like a river in my soul.  
I've got peace like a river,  
I've got peace like a river,  
I've got peace like a river in my soul.

---



### **Took:**



**Who Has a Thankful Heart? Activity Page: (HEB02ECGF8 and HEB02ECGF9)** Copy one GF8 page for each child. As the children are coloring their pictures, talk about which people look like they are thankful for what God has given them. Cut apart the GF9 happy faces and mad faces and give several of each to each child to glue on the people demonstrating that attitude. Sing "Trust and Obey" as the children work.




**Moses Parts the Sea: (HEB02ECGF13)** Materials needed: Clear plastic sandwich bags with a lock seal, clear packing tape, blue (mint) toothpaste, fish stickers, GF13 copy of words. Have the children squeeze a couple of tablespoons worth of toothpaste into their bags. Seal the top and cover with clear tape. Place the stickers on the outside of the bag. Tape the words across the top of the bag. Show the children how the toothpaste moves inside the bag. Can they divide the "waters" in the bag like Moses did?



**Memory Verse Review:** "The Hebrew people were complaining and grumbling as they moved through the desert. We don't want to be like them. We will play our musical instruments as we march around the room singing our Memory Verse Song. We are glad God provided Jesus who gives us a thankful heart."



**Preschool Page for Parents: (HEB02ECPPP)** Send a page home with each child, encouraging parents to reinforce the Bible truths at home. Spend a few minutes before the children go home creatively reviewing the song and Memory Verse.



Moses had courage to ask Pharaoh to let the Hebrew people go.



God led the Hebrew people across the Red Sea to freedom.




The Hebrew people grumbled about the food and water.



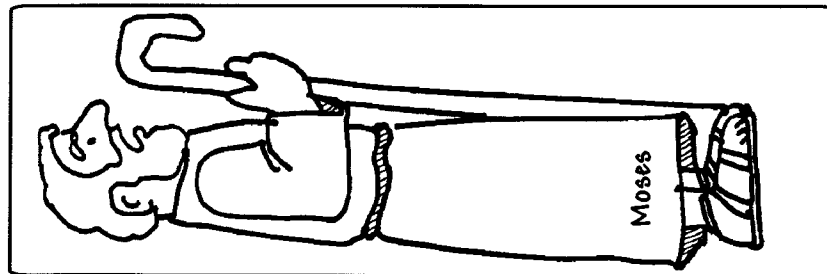


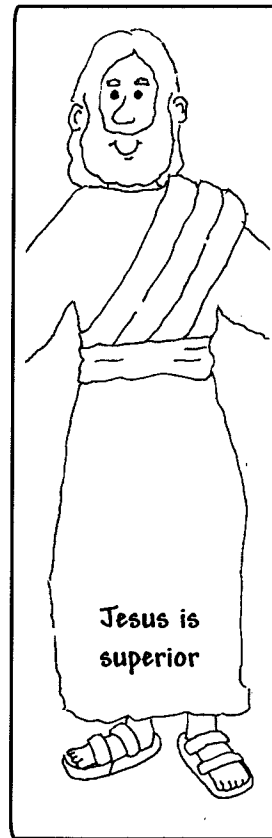


Don't be like the unthankful Hebrews in the Old Testament.



Jesus is superior to Moses. Listen to Jesus and obey Him.





## Puppets for Role Play







Cut apart the figures on this page and tape each to a craft stick or straw to make puppets. Moses says, "Let my people go." Pharaoh says, "No! No! They can't go." The grumbling Hebrew says, "I'm thirsty! I'm tired of manna!" Moses says, "Thank God for food." The Jesus puppet says, "Jesus is superior to Moses." The "thankful hearts" puppets say, "Jesus gives me a thankful heart."



Who has a thankful heart?





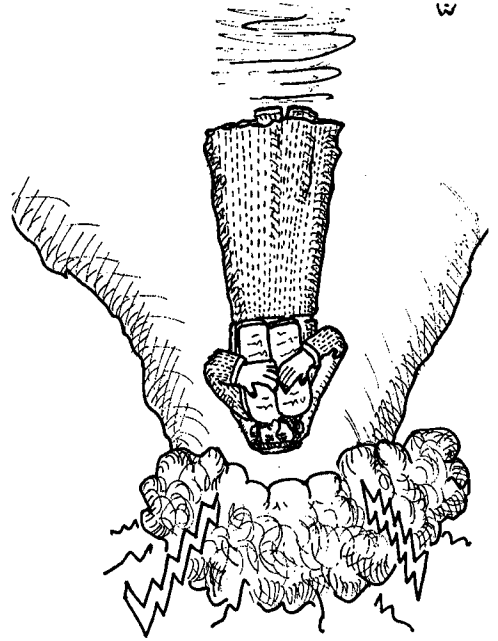
Jesus is superior to Moses.  
Listen to Him and obey.

7.



Moses was a good leader of the  
Old Testament Hebrew people.


2.



This book  
belongs to

---

8.



Superiority of Christ

1.


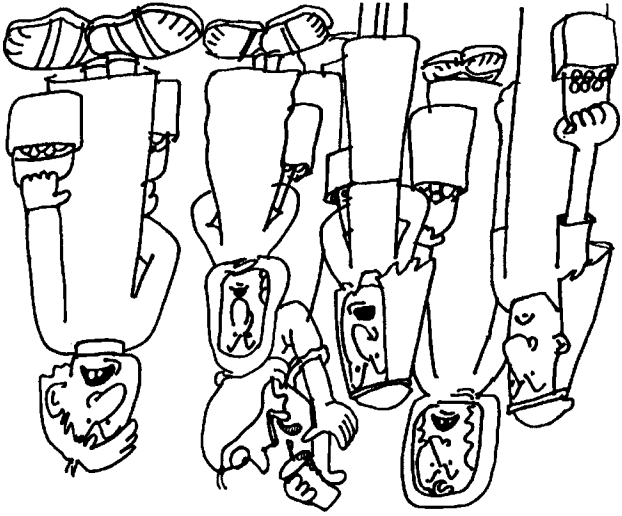
4.

God led the Hebrew people across the Red Sea to freedom.



5.

The Hebrews were not thankful. They grumbled about the food and water.







Don't be like the unthankful Hebrews in the Old Testament.

6.



Moses said to Pharaoh, "Let my people go."

3.



Jesus is superior to Moses who parted the Red Sea.

Jesus is superior to Moses who parted the Red Sea.

Jesus is superior to Moses who parted the Red Sea.

Jesus is superior to Moses who parted the Red Sea.

Jesus is superior to Moses who parted the Red Sea.

Jesus is superior to Moses who parted the Red Sea.

Jesus is superior to Moses who parted the Red Sea.

Jesus is superior to Moses who parted the Red Sea.

Jesus is superior to Moses who parted the Red Sea.

Jesus is superior to Moses who parted the Red Sea.

Jesus is superior to Moses who parted the Red Sea.

Jesus is superior to Moses who parted the Red Sea.

Jesus is superior to Moses who parted the Red Sea.

Jesus is superior to Moses who parted the Red Sea.

Jesus is superior to Moses who parted the Red Sea.

Jesus is superior to Moses who parted the Red Sea.

Jesus is superior to Moses who parted the Red Sea.

Jesus is superior to Moses who parted the Red Sea.

Jesus is superior to Moses who parted the Red Sea.

Jesus is superior to Moses who parted the Red Sea.

Jesus is superior to Moses who parted the Red Sea.


Jesus is superior to Moses who parted the Red Sea.

Jesus is superior to Moses who parted the Red Sea.

Jesus is superior to Moses who parted the Red Sea.


Jesus is superior to Moses who parted the Red Sea.

Jesus is superior to Moses who parted the Red Sea.



Jesus  
Is  
Superior

March 9, 2003  
Hebrews Chapters 3:1-4:13



## This is what I learned today!

Today we learned that Jesus is superior to Moses and every Old Testament prophet. Moses was a good leader to the Hebrews, but Jesus is better than anyone or anything. Moses was courageous and asked the Pharaoh of Egypt to let the Hebrew people out of slavery. He led the people through the Red Sea toward the Promised Land. Instead of being grateful, the Hebrew people complained to Moses about how God was providing for them in the desert. Because they complained and disobeyed God, only their children were able to finally enter the Promised Land. The book of Hebrews in the New Testament tells us to not be like the Hebrews in the Old Testament. Jesus has given us the promise of a new and better life. Faith in Jesus gets us to heaven--our promised land.

## Hebrews Memory Verse

(Jesus) is superior to  
the angels. Hebrews 1:4

## Let My People Go!



Dad sits on a chair and pretends to be "Pharaoh." He may wear a special garment if one is available. Have a child, a Hebrew, get a hug from "Pharaoh," but the child will not be released. The other family members watching say, "Let my people go!" The Pharaoh pretends to release the child, but just as he leaves, grabs him back and says, "No! No! They can't go!" Repeat several times before letting the child get loose.

Even two-year-olds enjoy roll play that includes Pharaoh, Moses, and the Hebrew people. The Moses child goes to Pharaoh and says, "Let my people go!" The Pharaoh child says, "No! No! They can't go!" Then a plague (frogs, bugs, darkness, hail) is sent on Egypt. Everyone acts out the plague. The whole dialogue is repeated as interest allows.

Go Tell It on the Mountain

Go tell it on the mountain  
Over the hills and everywhere.  
Go tell it on the mountain  
To let my people go.

\* For tunes to songs, ask about the preschool tape.



Moses was a good leader, but Jesus is superior to Moses and every prophet.