

Materials I Need:

Legend:



= Option 1, Appropriate for 1st – 2nd Grade





= Option 2, Appropriate for 3rd – 6th Grade

Memory Work:

“Through Jesus, therefore, let us continually offer to God a sacrifice of praise—the fruit of lips that confess His name.” Hebrews 13:15 (NIV)



Hook:



Discussion on Hospitality and Prisons (Discussion).   To get the students thinking about what life was like for these Hebrew Christians in the first century, ask them the following questions about hospitality and prisons:


1. What does it mean to be “hospitable” or to show “hospitality”? *Being hospitable means that you show kindness and love to strangers.*
2. Why do you think the writer of Hebrews told these Christians to demonstrate “love towards strangers?” *During this time, housing and caring for travelers was a common way to help out someone who was in need of lodging. Typically, people did not have the money to stay in an inn, so they sought out those who would bring them into their homes.*
3. What do you think the prisons were like when the Book of Hebrews was written? *Prisons were very different from those we have here in our country today. During this time, the family and friends of prisoners would bring them food to live on. Prisons did not take care of the basic needs of these prisoners.*
4. Knowing this, how would caring for prisoners demonstrate Christ’s love? *This was a great way to love others and to demonstrate the love God has for us who are undeserving of it. Christians were known for their genuine concern and care for not only prisoners they knew, but also those whom they didn’t know.*



Follow Your Conductor! (Discussion/Skit).   Tell the students to imagine going to the symphony one night and as they’re seated for the first of many beautiful orchestral numbers, the entire orchestra begins to play—but none of the sounds are in harmony with each other! What if each of the musicians decided that they weren’t going to follow the musical notes on their sheets, but would play whatever notes they wanted to play at that moment, all the while ignoring the conductor completely. Ask them what kind of music would this sound like? It would probably sound horrible! Why? Because when each musician decides to do their own thing and ignores the direction of the conductor, there cannot be any harmony of sounds.

Explain to the students that in a similar way, our lives need to be continually under the direction of God through His Word. We are called to submit our lives to those people whom He has placed in authority over us. Ask them if they can think of those people whom God has placed in charge over our lives? (*Parents, Bible school teachers, pastors and elders*). Tell the students that when we each submit ourselves to our leaders, just as a musician plays the right notes at the right tempo following the conductor, there will be a wonderful witness to the world all around us of unity and harmony.



Set the Table (Game).   You will need:

- one bag for each table in the room
- table place-settings for each student consisting of the following: dinner and dessert size paper plates, plastic knife, fork, and spoon, napkin, and paper cup.
- small prizes for the winning team

Divide the class into as many teams as you have tables in the room. Give each team a bag of table supplies (adequate for the number of students at their table). Tell the teams that when you say 'go' they will have three minutes to set a table. Then judges (teachers) will determine which team did the best job. There will be a prize for the winning team. Ask the students the following questions for a discussion:

1. Do you help to set the table at home?
2. Are you asked to help with this task when company is coming?
3. On what occasions do you have guests? (Birthdays, holidays.)
4. What is the largest number of people you have helped to set places for?
5. Who do your families usually invite into their homes? (Relatives, friends.)

Tell the students that today, we will talk about Christian hospitality—which is a little different than having dinner parties with friends and family. Ask them if they remember a time when they have set a place at the table for someone they just met or someone who doesn't have anywhere else to eat. In our city, how do God's people help those who are truly hungry and in need of shelter? How does this show God's love to our community? Begin to tell students about the need for hospitality in New Testament times. Refer to the preview and Bible adventure.



Does your love show? (Discussion).   You will need:

- four squares of different animal print material (Teacher's Workroom)

Start the discussion by asking the students to identify each of the animals by their stripes. Talk about the ease in which we can do this. Read John 13:35 to the class. Explain that just as Jesus knew that others would recognize His disciples by their love, the writer of Hebrews knew that our friends and neighbors would recognize us. As children of Christ our love for each other and non-Christians shows through. We are recognized by our loving attitude, just as a zebra is recognized by their black and white stripes. Ask the students if their love shows.



Super-Size it Please (Discussion).   You will need:

- small, medium, large, and super-sized fountain cups (one of each).

Ask for four volunteers. Hand the smallest cup to the first volunteer and ask if this cup is a good cup. Would they be satisfied with this cup? Continue to hand out each size cup (keeping the largest for last) asking each volunteer the same question. Before handing out the super-sized cup read Hebrews 13:5 to the class. Explain to them that being content with what God gives us is a challenge in our world. The world tells us more is better and get all you can. We are always being presented with choices to super-size everything. Bring out the largest cup and ask the students, holding the cups, if any of them would like to super size they're cup. Ask them why and if they really need that much more. Is bigger better or should we be content in what God gives us?



Table Cloth (Activity).   You will need:

- pieces of butcher paper large enough to cover the tables in the room
- coloring crayons and/or markers for each table

Have the students pretend that they will be serving dinner for company on these tables. Have them decorate the butcher paper to be used as tablecloths. You may want to have them work in small groups. For older students you may want to assign one of the six previous lessons in Hebrews to each table and have them decorate their tablecloth according to the theme of that lesson. See the incentive table in the TOOK section to refer to Hebrews outline of text, theme, memory verse.



Book:

Presentation Ideas –



Christians Welcome Guests (Illustration/Coloring Page).   HEB07.GF1.



Christians Visit and Minister to Prisoners (Illustration/Coloring Page).   HEB07.GF2.

Bible Adventure for 1st – 6th Grades –

As we approach our final lesson in Hebrews, think back to what we have learned so far. The author has made a compelling case that Jesus Christ is superior to anyone or anything in the entire universe. He is the greatest! And because He is superior, it only makes sense that we place our faith in Him to be saved and to grow in our Christian life. The author gave several warnings to the Hebrews not to turn away from Christ and put their faith back in the old ways of Judaism. To place their faith in anything but Jesus was foolish and dangerous.

Last week we heard that our faith allows us to “draw near” to God and “hold fast” to His promises even when facing hardship and persecution. Today we will focus on the difference Christ’s superiority makes in the lives of Christians. The writer of Hebrews closes his letter with some practical things believers can do to show the world that Jesus Christ is superior.

The most important way we can demonstrate this is by loving one another. Jesus told His disciples in John 13:35, “By this all men will know that you are my disciples, if you love one another.” The writer of Hebrews said the same thing in Hebrews 13:1, “Keep on loving each other as brothers.” Since God has showered His great love on us by forgiving our sins and making us His children, we need to turn around and show God’s love to those around us. We should be known for our love just as a leopard is known for its spots!

Specifically, the author encouraged these Hebrews to display love by showing hospitality to strangers. Hospitality is sharing your home with kindness and generosity. In their time, most travelers found food and rest in private homes rather than hotels and inns. If they did not know anyone in a particular city, they would be left on the streets to fend for themselves. Christians could invite strangers to stay in their homes and use it as an opportunity to share the Gospel and demonstrate the love of Christ.

Another way they were encouraged to show love was by ministering to those in prison. Prisons at this time were very different from prisons today. Oftentimes, the only food a prisoner received was that brought to him by family and friends. It was a tremendous display of Christ’s superiority and love to minister not only to believing prisoners who were being persecuted for their faith but also to unbelievers as well.

In addition to showing love, a second way we can show the radical difference Christ makes in our lives is by being content. Contentment is being satisfied with what you have and not craving more, More, MORE! This certainly is different from what we hear today. We are always being told we need bigger and better and often we believe it! However, the author of Hebrews stated that the presence of God is enough. He encouraged his readers with this promise of God to all of His children: “Never will I leave you or forsake you.” If the Lord is our protector, caregiver, provider, and in control over all the affairs in our lives, then there is no need for us to chase after the things of this world to make us happy. We can be content in God alone!

A final way we can demonstrate the superiority of Christ is by submitting to our leaders. To submit is to willingly place yourself under someone else’s authority. God has provided spiritual leaders to teach us His Word and to be an example of how to live the Christian life. As a result, we are called to imitate their faith and to submit to their leadership. In our world today, submission makes little sense to those who do not know Christ. Therefore, when unbelievers see it lived out in our lives, they will see a radical difference in our attitudes, words and actions toward our spiritual leaders. They will wonder what it is about us that makes us so unique. Hopefully, this will lead to an opportunity to share the Gospel. We need to be thankful for our leaders because they care for us and guard our spiritual lives.

The author summed up the Christian life in Hebrews 13:15, “Through Jesus, therefore, let us continually offer to God a sacrifice of praise—the fruit of lips that confess His name.” This means in every area of our lives we should praise and worship God as we seek to please Him in all we say, do and think.

As we live out our lives before an unbelieving world, we show them the difference Christ makes. We are actually Christ’s “ambassadors” to those who do not yet know Him. An ambassador is someone sent by a king or government of a nation to represent that nation’s interest in a foreign land. The way in which an ambassador behaves shows others what his king and nation are like. If he behaves like a liar, cheat and a thief, those around him will think poorly of his king and the nation he comes from. However, if he behaves honorably and is trustworthy, others will respect his king and think well of his home country.

In the same way, as those who profess Christ, each of us is an ambassador of Christ whether we want to be or not. The way in which we live reflects to others just how valuable and superior Jesus Christ truly is in our lives. If we don't act and speak in a way that honors Him, it will be obvious to others that Christ really means very little to us and they will not have any interest in Him. However, if we talk of Him often and live for Him, others will begin to want to know about this Jesus that we serve.

Ask yourself are you loving others, are you content with what God has given you, and are you submissive to the leaders in your life. Are you behaving in such a way that displays Christ as inferior or superior to all else?



Aim Questions

1. **Who wrote the book of Hebrews?** *(The author is unknown.)*
2. **Why was the book written?** *(It was written to confirm Jewish Christians in their faith and to caution them from falling away.)*
3. **What was going on with these Hebrew Christians?** *(They were being persecuted for their faith and were tempted to go back to Judaism.)*
4. **What is the theme of Hebrews?** *(The superiority of Christ.)*
5. **In today's passage, what are three of the ways we can demonstrate Christ's superiority in our lives?** *(1. Loving others; 2. Being content; 3. Being submissive to our leaders.)*
6. **What were some of the ways in which Christians back then might show their love?** *(Welcoming strangers into their homes and ministering to the prisoners in prison.)*
7. **Why are we to submit to our spiritual leaders?** *(They keep watch over our spiritual lives and teach us God's Word.)*
8. **How can you apply today's Bible lesson?**





Look:



Fruit of Lips Place Mat (Craft).   Each student will need:
HEB07.GF3 printed on 11x17 paper
coloring crayons or markers
scissors

Have the students cut away the border around the edge of the place mat and color. A laminator will be available in the teacher's workroom to laminate the placemats if desired.





Fruit of Lips (Activity).   Have an impromptu praise time with your class. Allow the students to participate in the following ways:

1. Request praise songs for the group to sing.
2. Share brief accounts of answered prayer and other things that God has done in their lives.
3. Read or recite verses (especially from Hebrews) that bring to memory the things that God has done.

Teachers should be ready to participate as needed to keep things going.





Love—to be continued (Worksheet).   Have the students fill in this worksheet to review the superiority of the Christian life (hospitality, contentment, submission), **HEB07.GF4.** *Answers: Love: 1-A; 2-C; 3-B; 4-A; Contentment: 1-B; 2-C; 3-A; 4-C; Submission: 1-C; 2-A; 3-B; 4-B.*






Today's Memory Verse (Word Search).   Use this worksheet to help the students memorize today's memory verse, **HEB07.GF5 Pg. 1.** *Answer Key: HEB07.GF5 Pg. 2.*



Who Am I? (Word Search).   Have the students use the words in the Word Bank to figure out who they describe from today's lesson, **HEB07.GF6 Pg.1.** *Answer Key: HEB07.GF6 Pg.2.*





Aim Questions (Worksheet).  Have the students answer the Aim Questions about today's Bible Adventure, **HEB07.GF7.**



 **Passage Review Questions (Worksheet).**  This booklet contains many questions from the Scripture passage covered in today's lesson. Students may work on them in class and complete them during the week at home, **HEB07.GF8 Pgs. 1 & 2.**

 **Hebrews 13:15 (Memory Verse Song).**  Words and music for today's memory verse are available upon request from Children's Ministry.



Took:

 **My Sacrifices (Worksheet).**  Explain to the students that in Old Testament times, God wanted people to worship Him by bringing their animal sacrifices to the temple. Now that Jesus has come to make a superior sacrifice—once and for all—God still wants our worship, but He wants the sacrifices to be different. Read Hebrews 13:15-16, "Through Jesus, therefore, let us continually offer to God a sacrifice of praise—the fruit of lips that confess His name. And do not forget to do good and to share with others, for with such sacrifices God is pleased." Have the students draw themselves worshiping God both ways, with their lips and by doing good, **HEB07.GF9.**




 **Hospitality Practice (Activity/Snack).**  Have the students work in small groups. Assign groups to each other in pairs (it would be good to assign girl's groups to boy's groups because they are more like strangers to each other). Each group will need:

- butcher paper tablecloth or place mats (you can use the tablecloths from HOOK activity or place mats from LOOK craft)
- coloring crayons or markers (optional)
- enough large paper plates, small paper plates, paper cups, plastic silverware, and napkins to serve the other small group. (You may want to re-use the ones from HOOK game.)
- HEB07.GF10** copied onto cardstock
- glue
- cookies or other simple dessert

Have the students prepare a table for the other group. If you wish to spend the time, and you aren't using tablecloths or place mats that are already decorated, students can decorate the 'tablecloths' or place mats.

1. Plan a 'menu' as a group and cut out 'food' from **HEB07.GF10.**
2. Color if time allows.
3. Glue food to the paper plates.
4. Have students set the table with napkins, silverware, and water to drink. Have each group take a turn serving the other group. They can serve the pretend meals and the real desserts.




Stress to the students that this is practice. Real Christian hospitality is not just having your friends over—the same friends who entertained *you* last week. Real hospitality is providing a place to stay or food to eat for people who need these things. They may not be good friends and will probably never be able to return your kindness. The point is to show Christ's love by taking care of people, not to impress them or even to have fun. (You may find, however, that strangers become friends when you care for them and that true hospitality is more fun than you ever imagined!)

 **Benediction (Prayer Time).** ,  Prepare by writing Hebrews 13:20-21 on the white board. Tell the students that in the conclusion of his letter, the writer of Hebrews leaves his readers with a beautiful prayer of blessing. Read Hebrews 13:20-21, “May the God of peace, who through the blood of the eternal covenant brought back from the dead our Lord Jesus, that great Shepherd of the sheep, equip you with everything good for doing His will, and may He work in us what is pleasing to Him through Jesus Christ, to whom be glory for ever and ever. Amen.”




Ask the students the following questions:

1. How does the writer describe the One to whom he prays?
2. Who is he praying for?
3. What does he ask God to do?

Have the class break into small groups and use these verses as a guide for prayer time. Address God with words of praise and then pray for each other that God will equip us with everything good for doing His will and that He will work in us what is pleasing to Him.

 **Prison Pals (Activity)** ,  Each student will need:
stationery or paper
pens
envelopes

Tell the students that one way to encourage our brothers and sisters in foreign countries is to write to those who have been imprisoned for their faith in Jesus. An organization called Voice of the Martyrs (VoM) offers a mailing list for Christians who are prisoners in foreign countries. Prior to class become familiar with the instructions on **HEB07.GF11 Pgs. 1 & 2** for mailing letters to prisoners. Read about the prisoners in China and Vietnam on **HEB07.GF11 Pgs. 2 & 3** and have the students write a small note to a prisoner that you or the class decides on. Do a little research on the prisoner's country, culture, and background to help the class identify with these suffering saints.
Note: Be sure to give addressed envelopes to your Department Head to mail.

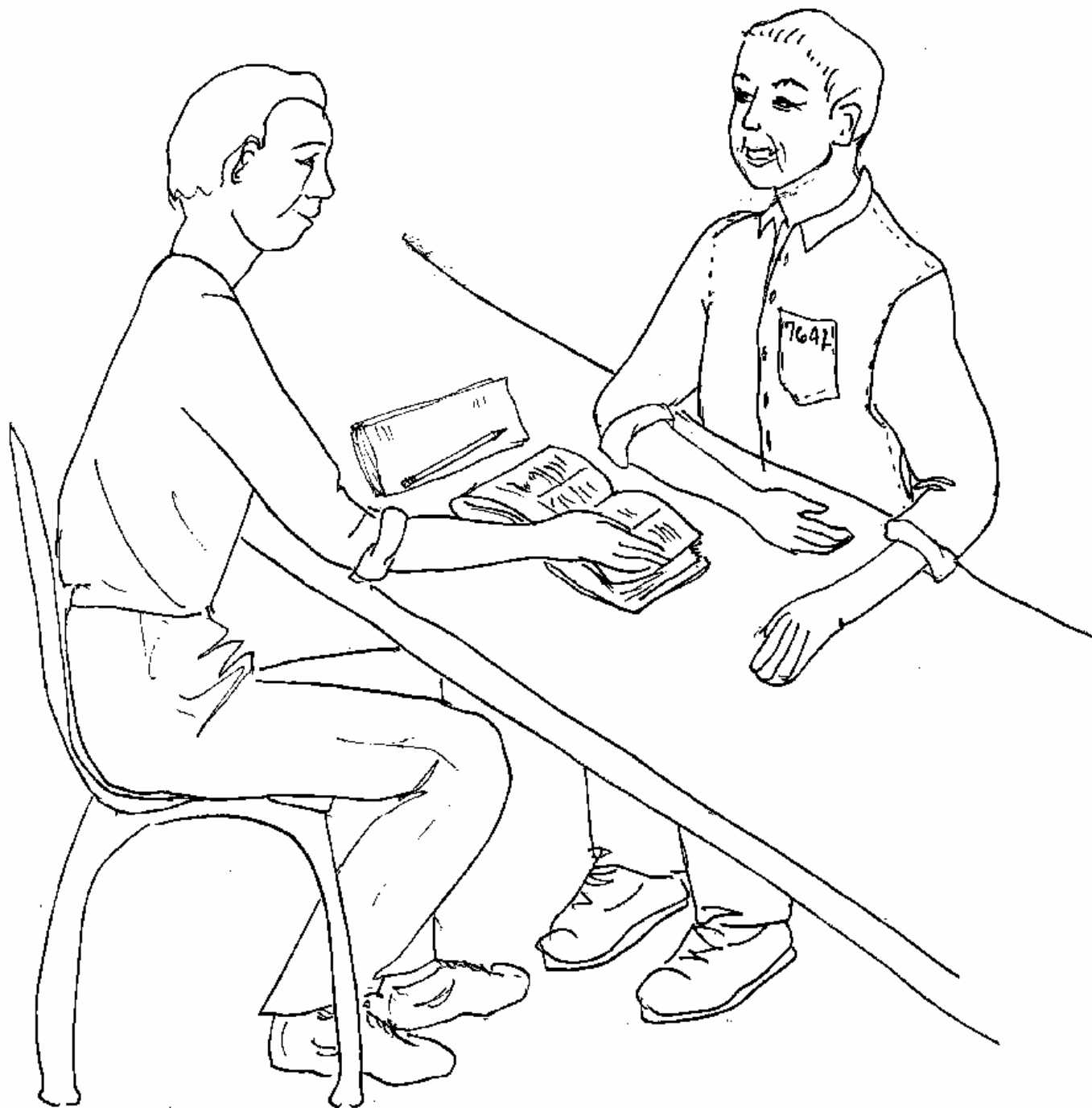
 **Superiority of Christ Ribbon Incentive (Review).** ,  Utilize this overview tool and incentive program to motivate the students and their parents to memorize the outline and key verses for the book of Hebrews. Devote time in your classroom to equip the students with a framework for assimilating and retaining the deep truths of Christ's superiority in the letter to the scattered Hebrew Christians. Review the incentive program at length with the students and encourage them to ask their parents to participate with them. Show the students both components of the program, the 'Jesus Is Superior' button and the ribbon loops that will be rewarded each week for completed memory work. Direct them to memorize the first verse in order to receive the first ribbon loop on the button. Hot glue each awarded ribbon loop to the button in the following order:

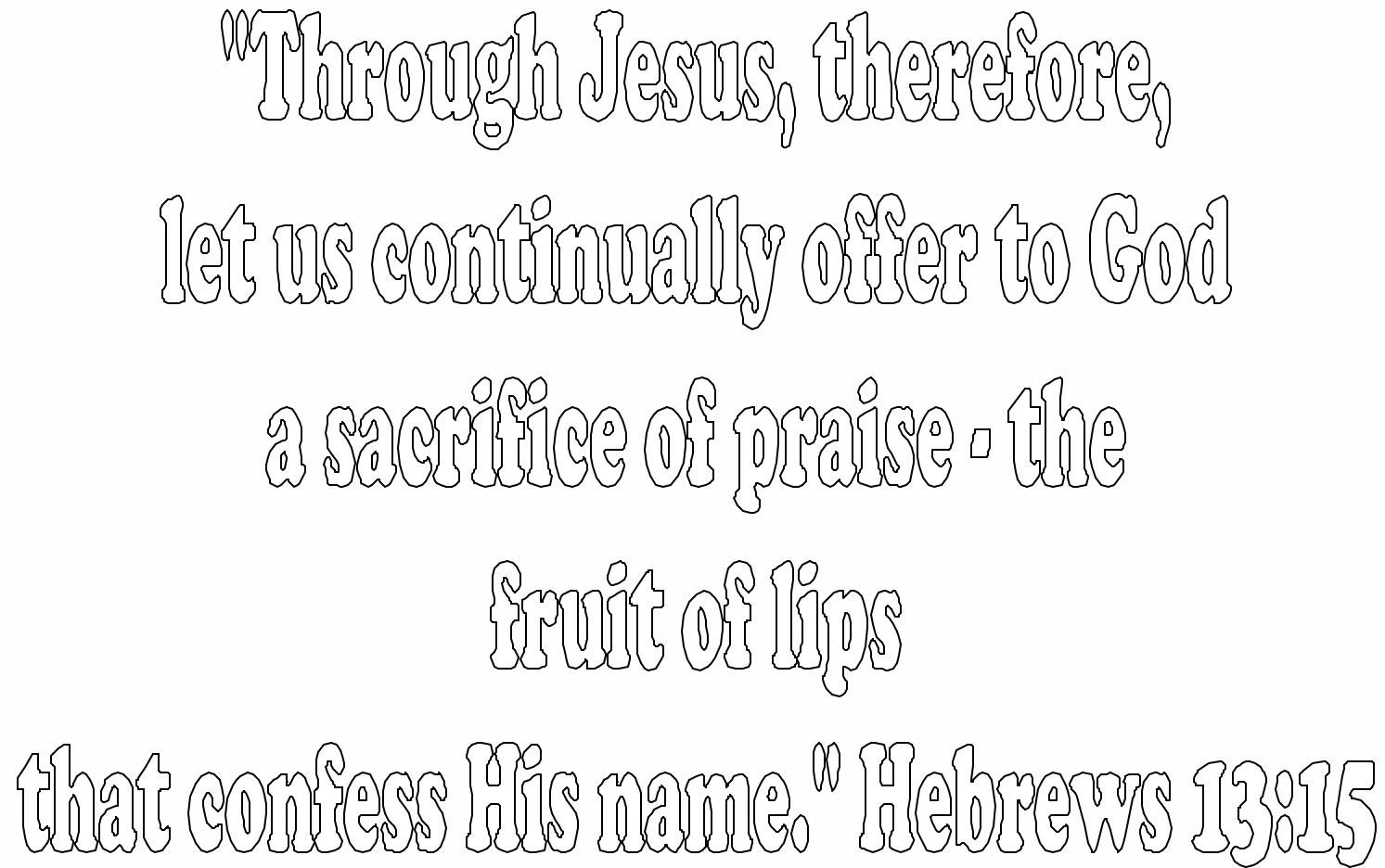
Lesson	Text	Theme ~ Memory Verse	Ribbons
HEB01	Hebrews 1-2	Christ Is Superior over the Angels ~ 1:4	White - represents angels
HEB02	Hebrews 3:1 - 4:13	Christ Is Superior over Moses ~ 4:11	Brown - represents Moses
HEB03	Hebrews 4:14 - 5:10	Christ's Superiority over the O.T. Priesthood ~ 4:15	Blue - represents the priest's garments
HEB04	Hebrews 5:11 - 7:28	The Danger of Falling Away ~ 6:11	Yellow - represents the danger of falling away (as in a warning sign)
HEB05	Hebrews 8:1 - 10:18	Christ Is Superior over the O.T. Covenant ~ 8:6	Red - represents the blood of Christ
HEB06	Hebrews 10:19 - 12:29	Holding Fast by Faith ~ 11:1	Purple - represents faith
HEB07	Hebrews 13	Superiority of Christ in the Christian Life ~ 13:15	Green - represents the Christian's walk

Christians Welcome Guests



Christians Visit and Minister to Prisoners






"Through Jesus, therefore,
let us continually offer to God
a sacrifice of praise - the
fruit of lips
that confess His name." Hebrews 13:15

Love—to be continued...

Circle the correct answer to these multiple choice questions.
Look in Hebrews chapter 13 for help.



LOVE

1. Keep on loving...(13:1)
 - A. Each other as brothers
 - B. Money
 - C. Fruit
2. Show hospitality to... (13:2)
 - A. Your friends—so they will like you more
 - B. Angels—even if they scare you
 - C. People in need—even if you don't know them
3. Hospitality is... (13:2)
 - A. Impressing your friends
 - B. Taking care of strangers
 - C. Pretending you are an innkeeper
4. Remember those in prison as if...(13:3)
 - A. You were in prison, too
 - B. They were on the outside
 - C. You didn't know they were in prison

CONTENTMENT

1. Contentment is... (13:5)
 - A. Having everything you want
 - B. Being satisfied with what you have
 - C. Giving up on what you really want
2. We can be content because God has said... (13:5)
 - A. I will never let anything bad happen
 - B. I will hang around as long as you're good
 - C. I will never leave you
3. We can confidently say... (13:6)
 - A. The Lord is my helper
 - B. I'm afraid
 - C. Somebody is gonna get me
4. Jesus is the same... (13:8)
 - A. As He is in pictures
 - B. As you are
 - C. Yesterday, today, and forever



SUBMISSION

1. Remember your leaders; imitate their... (13:7)
 - A. Sense of fashion
 - B. Teaching Style
 - C. Faith
2. Consider the outcome of ... (13:7)
 - A. Their way of life
 - B. Stories you read
 - C. Movies you see
3. Obey your leaders because... (13:17)
 - A. You'll be in trouble if you don't
 - B. They are responsible to watch over you
 - C. They might have candy in their pockets
4. Obey your leaders so their work will be... (13:17)
 - A. A burden
 - B. Joyful
 - C. Simple



Today's Memory Verse

Search through this puzzle to find the words in the word bank.

A	R	Z	X	Y	G	C	R	S	D	Q	P	U	E	T
Y	E	T	P	L	R	G	O	B	U	R	E	C	F	H
K	F	T	W	L	E	T	Q	N	A	S	I	H	W	R
E	F	N	N	A	M	E	H	I	F	F	E	D	T	O
A	O	C	Y	U	Q	N	S	A	I	E	Z	J	J	U
E	T	H	Y	N	T	E	P	R	T	T	S	F	H	G
J	I	V	H	I	N	M	C	K	A	C	U	S	M	H
S	W	N	P	T	W	A	S	I	G	X	S	G	S	I
P	G	X	S	N	S	T	E	L	Q	Q	O	P	J	W
O	I	X	C	O	X	K	O	Y	D	O	I	Q	C	N
E	Z	U	R	C	T	I	U	R	F	L	E	P	G	K
T	H	E	R	E	F	O	R	E	U	J	U	N	O	J
C	N	C	X	Z	Q	W	L	Z	X	D	K	X	D	Z

- CONFESS
- CONTINU-
ALLY
- FRUIT
- GOD
- HIS
- JESUS
- LET
- LIPS
- NAME
- OFFER
- PRAISE
- SACRIFICE
- THAT
- THE
- THERE-
FORE


Using the words from your word search, fill in the missing words below to discover today's memory verse from Hebrews 13:15 (NIV).

"Through _____ therefore let us _____
offer to _____ a _____ of _____ —the
_____ of _____ that _____ His _____."

Today's Memory Verse


Search through this puzzle to find the words in the word bank.

Answer Key



Using the words from your word search, fill in the missing words below to discover today's memory verse from Hebrews 13:15 (NIV).

"Through Jesus, therefore let us continually offer to God a sacrifice of praise—the fruit of lips that confess His name."




Who Am I?



The words in the Word Bank below describe a certain person from today's lesson. Solve the puzzle by finding all of the words in the word search and then fill in the blanks below with the leftover letters. Hint: Start at the top.

R C H R I S T S A M B A S E S
A E L E A D E R S H I P C D O
R Y N E Q S F U H H P I Z C K
C E R O U R P W T R F E V O L
F B V B S E O I M I H X P N K
P P M R R I A A R O J M N T S
K I X I F F R C S Q F G H E W
T F O I S U A P P X Y H L N E
J R U J U S I W V W P W S T R
T K C I G T G R J Y Z M H M B
I R O D A S S A B M A P V E E
I P Y L S T W U L Q D I Z N H
S C I F J Q G D O J I I A T K
K T V L H J J A L P Q A B F J
Y K G T O O X T S U O Y U V P

AMBASSADOR
CONTENTMENT
FAITH
HEBREWS
HOSPITALITY
LEADERSHIP
LOVE
PRISONER
SACRIFICE
SUBMIT
SUPERIOR



Who Am I?



Answer Key

R	C	H	R	I	S	T	S	A	M	B	A	S	E	S
A	E	L	E	A	D	E	R	S	H	I	P	C	D	O
R	Y	N	E	Q	S	F	U	H	H	P	I	Z	C	K
C	E	R	O	U	R	P	W	T	R	F	E	V	O	L
F	B	V	B	S	E	O	I	M	I	H	X	P	N	K
P	P	M	R	R	I	A	A	R	O	J	M	N	T	S
K	I	X	I	F	F	R	C	S	Q	F	G	H	E	W
T	F	O	I	S	U	A	P	P	X	Y	H	L	N	E
J	R	U	J	U	S	I	W	V	W	P	W	S	T	R
T	K	C	I	G	T	G	R	J	Y	Z	M	H	M	B
I	R	O	D	A	S	S	A	B	M	A	P	V	E	E
I	P	Y	L	S	T	W	U	L	Q	D	I	Z	N	H
S	C	I	F	J	Q	G	D	O	J	I	I	A	T	K
K	T	V	L	H	J	J	A	L	P	Q	A	B	F	J
Y	K	G	T	O	O	X	T	S	U	O	Y	U	V	P

- AMBASSADOR
- CONTENTMENT
- FAITH
- HEBREWS
- HOSPITALITY
- LEADERSHIP
- LOVE
- PRISONER
- SACRIFICE
- SUBMIT
- SUPERIOR

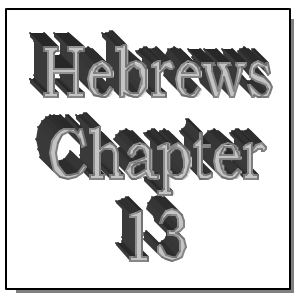
CHRISTS AMBASSADOR

Aim Questions

Answer the following questions about today's Bible Adventure.

1. Who wrote the book of Hebrews?
2. Why was the book written?
3. What was going on with these Hebrew Christians?
4. What is the theme of Hebrews?
5. In today's passage, what are three of the ways we can demonstrate Christ's superiority in our lives?
6. What were some of the ways in which Christians back then might show their love?
7. Why are we to submit to our spiritual leaders?
8. How can you apply today's Bible lesson?

All Christians are ambassadors for Christ whether we want to be or not. And the way in which we live reflects to others just how valuable and superior Jesus Christ truly is in our lives. Ask yourself whether you are loving others, content with what God has given, and submissive to the leaders in your life. Are you displaying Christ as being superior or as inferior?



"Through Jesus, therefore, let us continually offer to God a sacrifice of praise—the fruit of lips that confess His name."

Hebrews 13:15

Passage Review Questions

Hebrews Chapter 13

How should we treat other Christians? (13:1)

What two practical ways can we be showing our love to other Christians? (13:2-3)

How should marriage be viewed and treated by all people? (13:4)

What will be God's response to those who choose to corrupt a marriage? (13:4)

For what reason should a Christian be content in life and be free from the love of money? (13:5)

What does this passage say about your leaders and their way of life? (13:7)

Does the reality of who Jesus is ever change? (13:8)

What should we not be carried away by? (13:9)

What should we be offering to God through Jesus? (13:15)

What two things should we not forget to do? (13:16)

How does our response to others affect God? (13:16)

In what two ways should we respond to our leaders? (13:17)
When we obey them what becomes of their work? (13:17)

What request does the writer of Hebrews make? (13:18-19)

Who will equip the Christians to live a God honoring life in this world? (13:20)


What will God equip us with and for what purpose? (13:21)

What information do we find out about Timothy? (13:23)


MY Sacrifices


Draw yourself worshipping God with your lips.

Draw yourself worshipping God by doing good.



Hospitality Practice





A Letter Writing Ministry to Prisoners

Why write to them?

Your letters can make a difference! Mail sent to Christian prisoners, and to those who are being persecuted is very important for several reasons:

- Mail indicates clearly to the authorities that we are aware of that Christian's situation — and we care! It chips away at the theory that the West is apathetic.
- Mail testifies of the love and unity found among followers of Jesus Christ throughout the world. This is especially true when letters are opened and censored. God may also choose to use them in the lives of those in authority — they too are people for whom Christ died!
- Mail is also evidence to our persecuted family that they are not forgotten. Communist oppressors and other persecutors of Christians constantly tell these prisoners that they are forgotten, that they are not loved, that no one knows about them.
- Mail can result in better treatment for a prisoner. The authorities are very sensitive about their image abroad. When they realize that outsiders are monitoring a prisoner's situation, conditions may be improved.

Each card or letter that reaches a prisoner or family is a precious gift.

"Each card that arrives from distant lands seems to say, 'I come from your brothers and sisters who love the Lord as you do. And they love you, pray for you, have compassion for you and want you to remain faithful to your Redeemer and Lifegiver.' I hold each letter with a sense of awe..." — **Neonila Antonova**

Writing to Prisoners

May I write in English?

Yes, write in English, but please watch your penmanship. Your note must be legible to be translated. Many people study English, so there will often be someone to translate your letter.


What do I write?

Send letters, notes, postcards and even bookmarks. Attractive Christian greeting cards are especially cherished. Express your Christian love and mention you are praying (then do!). Include a Bible verse, quote it and please give the reference. Be careful in writing about politics or criticizing their government. If you want to make your letter even more personal and special, you may want to include a snapshot of yourself, your family or your prayer group.

We do not believe it to be dangerous to put your name and address on correspondence.

What if I don't get an answer?

Don't expect an answer. Most of your letters reach their destination, but it is difficult to reply. For many families in these restricted lands, the cost of a letter back to you may be equal to a day's wage. Letters sent to Christian prisoners are occasionally returned unopened. Sometimes, authorities refuse to



give a prisoner their mail in order to make them feel isolated. In other cases, the prisoner may have been moved to a different camp and their mail is not forwarded. Keep writing. Don't be discouraged! Your letters are significant. They are a quiet and loving gift to your brothers and sisters. You will rejoice together when we meet in Heaven.

Please Note:

Never mention the name of the source of your information or the name of any organization such as *Voice of the Martyrs*. It is *not* dangerous for a prisoner to receive letters from individuals, but if an organization is mentioned they may be accused of links with 'foreign organizations' and receive harsher sentences.

The Prisoners

China

The following list provides opportunities for you to pray, and write to Christian Prisoners.

It has been estimated that there are more Christians in prison in China than in any other restricted nation. Please write to the Chinese officials on behalf of these church leaders and the many others who are in prison or are being persecuted for their faith.

BAISHUN BAO

At 23 years of age, Baishun Bao was arrested for 'illegal preaching' in the year 2000. He is sentenced with a four-year prison term. His prison address is: The Public Security Department, Xing An Meng Ke Yu Qian Qi, Nei Meng Gu Province. His home address is: Sha La Ge Gao Village, A Er Shan City, Xing An Meng Ke Yu Qian Qi, Nei Meng Gu Province.

SHUXIAN DING

At 42 years of age, Shuxian Ding was arrested for 'illegal evangelistic activities' in the year 2001. She is sentenced to a three-year prison term. Her prison address is: The Public Security Department, Wu Lan Hao Te City, Nei Meng Gu Province. Her home address is: Gong Zhu Ling Village, Wu Lan Hao Te City, Nei Meng Gu Province.

PING LI


At 22 years of age, Ping Li was arrested for 'illegal evangelistic activities' in April, 1996. She is sentenced with a fifteen-year prison term. Her prison address is: The Public Security Department of Guang Xi Province. Her home address is: Qi Li Village, Liu Yang County, Hu Nan Province.

AIQING ZHU

At 40 years of age, Aiqing Zhu was arrested for 'illegal evangelistic activities' on June 9, 1996. She was sentenced with a twenty-year prison term. Her prison address is: The Public Security Department, Xiang Xiang City, Hu Nan Province. Her home address is: Dong Shang Village, Xiang Xiang City, Hu Nan Province.

ZHONG CHEN

At 32 years of age, Zhong Chen was arrested in the year 2000 for 'illegal evangelistic activities, and disturbing social safety'. His prison term is unknown. His prison address is: Shu Yang County Prison, Jiang Su Province. His home address is: Gui Ren Village, Gui Ren Town, Si Hong County, Jiang Su Province.



Vietnam

DINH BE, HO HOANG DUY & TRAN VAN VUI

These three, Dinh Be, Ho Hoang Duy and Tran Van Vui, are being held in Quảng Ngãi prison for illegally preaching the Gospel. Tran Van Vui has already spent two years in Quảng Ngãi prison for illegally preaching the Gospel. He was released in late 1997 for two months before being re-arrested in December 1997. He has been sentenced to three years for teaching from the Bible in Bato village. Christians at the Quảng Ngãi prison must endure hours of forced labor every day. You can write a note on a Christian card to encourage the following believers using the prison address below. Contact information for Dinh Be, Ho Hoang Duy or Tran Van Vui:

[prisoner name]
Trai Tu Hanh Thien
Huyen Nghia Hanh
Tinh Quảng Ngãi
Vietnam

LO VAN HOA

Lo Van Hoa is being held in prison for illegally preaching the Gospel. Write a note to encourage him. Contact information for Lo Van Hoa:

Lo Van Hoa
Trai Tu Yen Ha
Phu Yen
Tinh Son La
Hanoi
Vietnam