

**Materials I Need:**

**Key for symbols:**

- This symbol represents ideas that can be used for two-year-olds through kindergarten. Please remember to slow way down for two-year-olds and keep the pace moving for five-year-olds.
- ② This symbol represents ideas that can be used for two- and three-year-olds.
- ④ This symbol represents ideas that are best used for four-year-olds through kindergarten.

**Memory Verse:**

**Hebrews 11:1: Now faith is being...certain of what we do not see.**

**Hook:**

- Teacher Tip:** Certain expectations are required for healthy Bible class instruction. First, Children's Ministry workers should have a special desire to serve children and their families. Each worker serving should be saved and growing in their sanctification so that he or she is a model of spiritual leadership. Next, each worker should be committed to the spiritual care and nurturing, as well as the physical safety, of each child entrusted to his or her care. A spiritual bond will develop over time with the students and their parents as the classroom workers faithfully serve their families.
- Sun, Moon and Stars:** Provide a flannel board covered with light blue felt for a day sky. If possible, provide a second board covered with navy blue or black felt for a night sky. Cut out felt stars, moons, suns, and cloud shapes to use with the boards. Let your students use the cutouts in their own creative ways. "Today's Bible Adventure reminds us that God is real even though we cannot see Him. God created a wonderful universe with a sun, a moon, clouds and stars, and they stay where God has placed them. They stay in the sky. Who keeps our earth where it is in space? (God) Why doesn't the sun just burn up? (God won't let it) Why does the earth keep spinning and moving around the sun? God keeps it all going. He created it just the way He wants it to run."
- Who Built the Ark?** Provide wooden hammers, golf tees and styrofoam blocks for the children. Have them pound the tees into the blocks. Playschool pounding blocks could also be used. "In today's Bible Adventure, we hear that God talked to Noah and told him to build a big boat called an ark. Noah took many years to build the ark even though he didn't see any rain or even know what a flood was. He obeyed God and his faith pleased God."
- Abraham Lived in Tents:** Provide a pup tent or place a blanket over a table to represent a tent. Bedding, dishes, dolls, etc., could also be placed in the tent. "Abraham is a man in today's Bible Adventure who heard God speak to him. He believed it was God even though he could not see God. God told him to leave his home and travel across many miles to a new land. Abraham obeyed. His family lived in tents as he traveled to this Promised Land. Abraham's faith pleased God."
- Baby Moses Center:** Provide several shapes and sizes of baskets with dolls and blankets that fit in them. As the children carry them around and play with them, talk about Moses growing up wanting to love and obey God. "Moses was found floating in a basket when he was a baby, and the Pharaoh's daughter found him and took him home to live with her. Moses grew up living in a palace with the Pharaoh and could have continued living there, but he chose to obey God and live with God's people."

---

**Clouds and Rain:** Cut out ten cloud shapes. Number them from one to ten. Place a cloud at the top of a piece of plain paper and have the child draw the corresponding number of raindrops under that numbered cloud. Discuss what a drop might look like and count the raindrops together. Several can work at one time. Allow the child to draw a boat on their paper to represent the ark. When a child is finished, give her a new, numbered cloud and a new piece of paper on which to draw her raindrops. "In today's Bible Adventure, we will learn that God told Noah to build a big boat. Noah didn't know how much it was going to rain, but he obeyed God and built the boat. His faith pleased God. How many raindrops do you think Noah saw?"

**Bible Picture Books:** Provide several books for the children to read of the story of Noah building the ark, Abraham walking through the desert to the Promised Land, Moses in the basket as a baby and Moses parting the Red Sea. Look at the pictures and talk about the stories without reading the whole story. These books can also be brought out later in the morning as time fillers or one could be read to the class as a whole. "Today we'll learn that Noah, Abraham and Moses had faith in God even though they could not see Him. Their faith pleased God."

**Baby Moses' Basket:** Provide a large, shallow pan of warm water. Put it on a vinyl cloth and place towels nearby. Give each child a five-ounce paper cup and a small toy person. Ask the child to shape the cup like a basket so it will hold the toy and still stay afloat. "In today's Bible Adventure, we'll hear that baby Moses was kept safe by floating in a basket on the river. Can you keep your little person safely afloat on the water in your cup shaped like a basket?"



## Book:

### Presentation Ideas

Color the **HEB06ECGF1, HEB06ECGF2, HEB06ECGF3, HEB06ECGF4, and HEB06ECGF5** pictures and glue them onto colored construction paper. Show these pictures as you tell the Bible Adventure. Save the pictures for review in future Hebrews lessons.

**"Superiority of Christ" Review Mobile: (review pictures HEB02ECGF14 and HEB05ECGF6)** Cut out #6 of the GF6 picture and glue it to colored construction paper. Hang it by yarn or string (different length) below the picture of Jesus. Review all of the Hebrews lessons.

**"The Stars" Finger Play:**

I watch the stars come out at night.	<i>(Look upward)</i>
I wonder where they get their light.	<i>(Place finger on temple)</i>
I don't think they will ever fall.	<i>(Shake head "no")</i>
God keeps them there—one and all!	<i>(Open and close fingers to represent shining stars)</i>

**Story Suggestion:** Show the children a baby book with lists of names. Then open your Bible to the book of Hebrews. "The book of Hebrews tells us that there is a book in heaven that has names written down of the people who have had faith in God's promises. There are a lot of names in this baby book of names, but there are many more names-in God's book of those who will live forever with Jesus in heaven. Abraham's name is there. Noah's name is there. Moses' name is listed. We know those people are in God's book of life because the book of Hebrews tells us they had faith that pleased God."

**Story Idea:** Place the chairs in the shape of a boat and tell the story from the perspective of Noah. Noah can stand in the "front" of the boat to show the Bible Adventure pictures. Comment on getting wet in the rain, the tossing boat and having never seen anything like it before.

### Bible Adventure for 2s & 3s

*(Show the review HEB01ECGF6 picture.)* The book of Hebrews tells us that we must have faith in order to please God and live with Him in heaven. Faith means believing that there is a God even though we can't see Him. Faith means we know for sure that only God could create a wonderful universe with a sun, a moon, and stars that stay in the sky.

*(Hold up your Bible.)* It takes faith to believe that God has spoken to people and that it is God's words that are written in the Bible.

*(Show the HEB06ECGF1 picture.)* The book of Hebrews tells us that God spoke to Noah and told him to build an ark. Noah obeyed God; and year after year, he worked at building the ark. People

laughed at him for listening to a God he could not see. But God saved Noah, his family and all the animals that got on the ark during the flood that covered the earth. Noah's faith pleased God.

*(Show the HEB06ECGF2 picture.)* Abraham listened to God and obeyed Him when God told him to leave his home and walk to the Promised Land. God gave Abraham a promise of a new land, and Abraham believed even though he couldn't see God or the new land. Abraham's faith pleased God.

*(Show the review HEB02ECGF2 picture.)* God talked to Moses and told him to lead the Hebrew people out of Egypt. Moses believed God and obeyed Him. Moses led the Hebrew people out of Egypt, across the Red Sea and to the place where God took them. Moses' faith pleased God.

*(Show the HEB06ECGF5 picture.)* The book of Hebrews tells us that there is a special book in heaven. It has the names written down of everyone who has had faith in God's promises. Noah's name is there. Abraham is listed. Moses' name is included in the book. There are many other people who have listened to God's Word and obeyed it. All of these people have their names written in God's book in heaven. The people who have faith in God's promises and in Jesus will go to live with Jesus in heaven. That is the good news that keeps our faith in Jesus strong.

**Prayer:** Dear God, thank You for Jesus who is superior to everyone. He is alive in heaven and we can each put our faith in Him. In Jesus' name I pray, amen.

### **Bible Adventure for 4s, 5s & K**

*(Show the review HEB01ECGF6 picture.)* The book of Hebrews tells us that we must have faith in order to please God and live with Him in heaven. Faith means believing that there is a God even though we can't see Him. Faith means we know for sure that there is a powerful God in heaven because only God could create a wonderful universe with a sun, a moon, and stars that stay in the sky.

*(Hold up your Bible.)* It takes faith to believe that God has spoken to people and that God's words are written in the Bible. The Bible book of Hebrews tells us that Jesus is God the Son who created everything. It is faith in Jesus that pleases God.

*(Show the HEB06ECGF1 picture.)* Hebrews chapter 11 tells us the names of many of the people in the Old Testament who had faith in God and obeyed Him, even though they couldn't see God and even though other people laughed at them or tried to hurt them for their faith. Noah in the Old Testament had faith that pleased God. God told Noah to build an ark for his family, and told him exactly how to build it. Noah had never seen rain before because it had never rained on the earth, but Noah had faith.

Year after year as Noah built the ark and no rain fell from the sky, the people must have laughed at Noah and made fun of him for listening to a God he couldn't see. But when Noah's family and all the animals got on the ark and the rains started pouring down, everyone knew that God saved Noah and his family. Noah's faith pleased God.

*(Show the HEB06ECGF2 picture.)* Abraham believed God and obeyed when God told him to leave his comfortable home and go to the Promised Land. Abraham started walking with his whole family, not knowing exactly where he was going. God gave Abraham a promise—a new land—and Abraham had to believe God's promise even though Abraham couldn't see God or the new land. Abraham's family lived in tents all of their lives—not in comfortable homes—because Abraham had faith in God's promises and obeyed. To the end of his life, Abraham kept believing in God's promise. Abraham's faith pleased God.

*(Show the HEB06ECGF3 picture.)* Baby Moses' parents believed that God would take care of Moses when they put him in a basket and floated the basket on the water. When the princess found the baby in the basket, Moses was adopted into the Egyptian king's family. Moses grew up with all the good foods and comfortable rooms at the Pharaoh's palace; but when Moses was old enough, he believed in the true God and chose to leave the palace and live in tents with the Hebrew people.

*(Show the HEB06ECGF4 picture.)* Moses was not afraid of Pharaoh when God told him to say to Pharaoh, "Let My people leave Egypt!" Moses believed in God and obeyed Him. God took the Hebrew people out of Egypt, across the Red Sea and on their way to the Promised Land of Canaan. Moses' faith lasted to the end of his life and pleased God.

*(Show the HEB06ECGF5 picture.)* The book of Hebrews tells us that there is a book in heaven that has the names written down of everyone who has had faith in God's promises that are found in the Bible. We have some of those names written down in Hebrews chapter eleven—Noah, Abraham, and Moses. There are many other people who have listened to God's Word and obeyed it. All of these people have their names written down in heaven. The people who have faith in Jesus will go to live with Jesus in heaven after they die. That is the good news that keeps our faith in Jesus strong—even though we can't see Him with our eyes.

Don't get discouraged if someone laughs at you or says something mean about you for believing in Jesus. Don't ever give up believing in Jesus just because you can't see Him. Keep listening to God's

words in the Bible. Keep believing in Jesus as the only way to heaven. Keep asking God to help you obey His words in the Bible. Faith in Jesus pleases God and will take you to heaven someday.

**Prayer:** Dear God, thank You for Jesus who is superior to everyone. He is alive in heaven, and we can each put our faith in Him. Then we can look forward to living with Him forever in Your heavenly home. In Jesus name I pray, amen.

### Aim Questions

#### Aim Questions for 2s & 3s:

1. **What is the name of the book of the Bible we learned from today?** (*Hebrews*)
2. **Who spoke to Noah, Abraham and Moses and told them what to do to please Him?** (*God*)
3. **Who has a book in heaven with a list of names of those people who have had faith in Jesus and God's Word?** (*God*)

#### Aim Questions for 4s & 5s:

1. **What is the name of the book of the Bible we learned from today, and what is the theme?** (*Hebrews; superiority of Christ*)
2. **Who were some of the Old Testament men who put their faith in God's Word and obeyed Him?** (*Noah, Abraham, Moses*)
3. **How can we live in heaven with Jesus?** (*Put our faith in Jesus; be certain that God keeps His promises*)
4. **What is faith?** (*Say the Memory Verse.*)



#### Look:

- Aim Questions:** Write the Aim Questions on cards and show them to the children. While the children watch, place the cards in a box or sack. Ask the children if the questions are in the box in front of them. Do they have faith that the questions are there even though they cannot see them? We have faith in God even though we cannot see Him. Have each child, in "faith," reach into the box for the Aim Question he is to answer.
- Snack Suggestion:** Serve finger sandwiches, toast, cookies or finger jello cut out in the shapes of the sun, moon or stars.
- Transition Idea:** Pretend to be hot and thirsty as you travel through the desert like Abraham did and later Moses. They had faith in what God told them even though they could not see God. They went to a land that was far away from their homes through the hot, dry desert.
- "Superiority of Christ" Review Mobile:** (review pictures **HEB05ECGF6** and **HEB02ECGF14**) If you are making a mobile for each child, hang this week's picture (#6 of the GF6 page) by yarn or string (different length) below the GF14 picture of Jesus. Review all of the lessons with the children. Display each child's mobile on the wall. Next week you will send the mobiles home with the children.
- "Men of Faith" Activity Page:** (**HEB06ECGF6** and **HEB06ECGF7**) Give each child a GF6 page to color. Talk about the fact that all those who put their faith in Jesus and want to obey God's Word have their names written down in heaven. Let the children glue the three Old Testament men of faith to the page. These men had faith in God and obeyed Him even though they could not see Him. Sing the Memory Verse Song as the children work.
- Hebrews "Hall of Faith" Booklet:** (**HEB06ECGF8**, **HEB06ECGF9** and **HEB06ECGF11**) Copy a GF8 page for each child and fold it in fourths to make a booklet. Follow the directions at the bottom of each page for ideas of what children can do on each page. To make stickers of the Memory Verse, copy the GF9 page on laser label paper. Review the Memory Verse Song as the children work.
- Memory Verse Review:** Have one child stand in front of the others. A leader can cover the child's eyes with a small cloth or his hands while the class sings the Memory Verse Song. Have the child point to a voice he hears singing and that child goes to the front to have his eyes covered while the song is repeated. Repeat several times.

---

**Giant Memory Game:** Provide two copies of today's Bible Adventure pictures (ten in all). Turn them upside down and place them on the floor in an open area. Choose one child to be "it." Sing the Memory Verse Song or play some recorded music as the children skip (or walk) around the papers on the floor. When the music stops, everyone moves to the nearest paper and stands on it. "It" chooses two people who get off their pictures and show them to the class. Try to remember what the pictures are. If it is a match, "it" gets another turn. If no match, "it" chooses someone else to take his place. It is important to keep the papers in the same position in the room. Repeat as time and interest allow.

**"Faith" Object Lesson:** Have a fan available, along with a variety of light and heavy objects (cotton balls, scarf, tissue paper, feather, paper, styrofoam, ball, rock, toy, etc.). As you present each object to the children, ask whether or not they think the wind from the fan will blow the object when you drop it. Turn on the fan and drop the object in front of it. Observe and then discuss what made the object move (or not). Can they see the wind from the fan? How do they know the wind is there? Can we see God? How do we know He is there? (The stars, moon and sun stay in the heavens where God put them.)

### Songs:

**Hebrews 4:15 Memory Verse Song** (tune: "When the Saints Go Marching In")

We have a High Priest  
Who has been tempted  
In every way, just as we are—  
Yet was without sin—not o-one. (or "Yet was without sin. He was perfect.")  
Hebrews five and verse fifteen.

Verse 2  
Oh, when we come, to our High Priest,  
Oh, when we come to Him for help,  
Jesus always has the answer.  
That's why He's su-per-i-or.

**This World Is Not My Home**

This world is not my home; I'm just a-passing through.  
My treasures are laid up somewhere beyond the blue.  
The angels beckon me from heaven's open door  
And I can't feel at home in this world anymore.

**Hebrews 11:1 Memory Verse Song** (tune: "He's Got the Whole World")

Now faith is be-ing certain of what we do not see.  
Faith is be-ing certain of what we do not see.  
Faith is be-ing certain of what we do not see.  
Hebrews chapter eleven, verse one.

Now faith is be-ing certain of what we do not see.  
Noah—he was certain of what he could not see. (Substitute Abraham and Moses' names in verses 3 & 4)  
Noah—he was certain of what he could not see.  
Hebrews chapter eleven, verse one.

**Old and New** (tune: "Deep and Wide")

Old and new, old and new  
In the Bible there's the old and new.  
Old and new, old and new  
In the Bible God's words a-are true.

Old and new, old and new  
Jesus Christ is better in the new.  
Old and new, old and new  
Jesus Christ is better in the new.

**Old Man Noah** (*tune: "Old McDonald Had A Farm"*) "God talked to Noah. He told Noah to build a big boat called an ark. People laughed at Noah for building such a big boat, but Noah believed God even though he could not see God. Noah saved the lives of his family and all the animals God brought to the ark when a flood covered the whole earth."

Old Man Noah heard God's voice,	(Cup ear)
"Build an ark of wood!	(Shake finger)
The rains will come. Don't wash away.	(Move fingers like rain falling)
Build an ark of wood!"	(Shake finger)
With a saw, saw here	(Move arm back and forth)
And a tap, tap there	(Hammer motion)
Here a saw, there a tap,	
Everywhere a rat-a-tat.	
Old Man Noah heard God's voice,	(Cup ear)
"Build an ark of wood!"	(Shake finger)

Old Man Noah obeyed God.	(Cup ear)
He built an ark of wood!	(Shake finger)
The rains came down and he was safe.	(Move fingers like rain falling)
Noah was a man of faith.	(Fold hands in prayer position)
With a splash, splash here	(Move fingers like rain falling)
And a splash, splash there	(Move fingers like rain falling)
Here a splash, there a splash,	(Move fingers like rain falling)
Everywhere a splash, splash.	(Move fingers like rain falling)
Old Man Noah obeyed God.	(Cup ear)
Noah was a man of faith.	(Fold hands in prayer position)




### Took:

**Mirror Reminder: (HEB06ECGF10)** Materials needed: Half a sheet of 8 1/2"x11" paper cut lengthwise with patterns printed on it; sun, moon, star and heart shapes in different colors; glue sticks. Give each child a paper with the designs printed on it. Allow them to take a cut out star, moon, sun and heart of their color of choosing. Match the shapes onto the pattern and glue them into place. "What do the words say? (Faith in Jesus pleases God.) You can take this poster home and tape it to your bathroom mirror as a reminder that faith in Jesus pleases God even when we can't see Jesus."

**Noah's Faith Activity: (HEB06ECGF1 and HEB06ECGF12)** Give each child a copy of the GF1 page and talk about Noah's faith to build an ark. Give each child a GF12 ark and one GF12 raindrops to glue over the sun. Younger children can simply glue the ark and Memory Verse over the existing picture. Older children could color and mount the ark on the page with a paper spring (folded back and forth so that it pops up) so that the boat bobs back and forth on the page. Sing the second verse of "Old Man Noah" as the children work. Review the second verse of the Hebrews 11:1 Memory Verse Song, adding Noah's name.

**Preschool Page for Parents: (HEB06ECPPP)** Send a page home with each child, encouraging parents to reinforce the Bible truths at home. Spend a few minutes before the children go home creatively reviewing the song and Memory Verse.




Noah obeyed God and built an ark even though most of the people didn't believe in a God they could not see who would send rain from the sky.




Abraham obeyed God, left home, and took his family to a land he could not see.



Baby Moses' parents trusted God to take care of Moses in the basket on the water. The princess found him and adopted him into the king's family.




Moses believed in God and obeyed when God told him to say to Pharaoh, "Let My people leave Egypt."




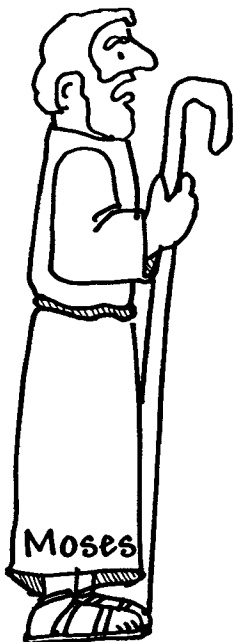



There is a book in heaven that has the names written down of all the people who have believed in Jesus and obeyed God's Word.

# Hebrews Chapter 11: Men of Faith



Now faith is being...certain of what we do not see. Hebrews 11:1

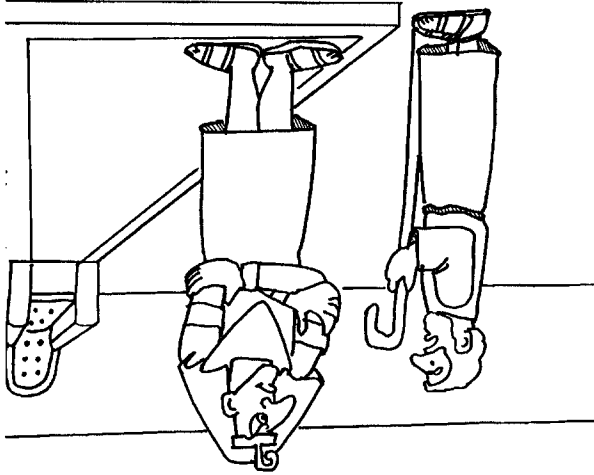
Glue three HEB06ECGF7 men of faith (Noah, Abraham, and Moses) on this page.



3.

Glue an HEB06ECGF11 locust on this page.

Moses put his faith in God and said to Pharaoh, "Let my people go."




2.

Glue cotton on the sheep.

Abraham put his faith in God and went to a new land even though he didn't know where he was going.



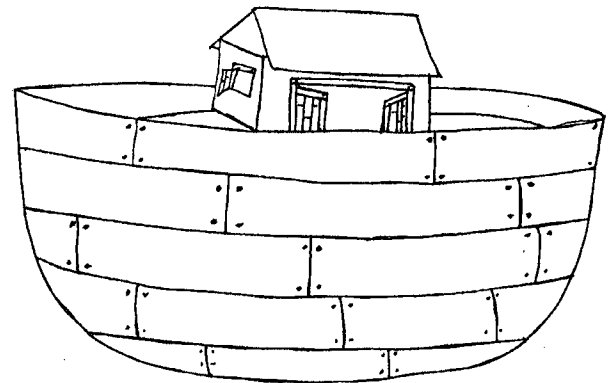
## Hebrews Chapter 11 Men of Faith



Each person who puts his faith in Jesus will have his name written down in heaven.

Glue a GF9 memory verse on this page.

4.


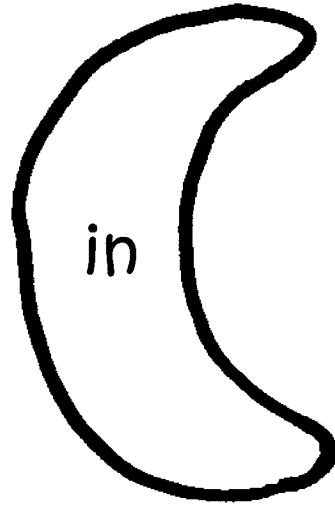



Noah put his faith in God and built an ark. He and his family were safe.


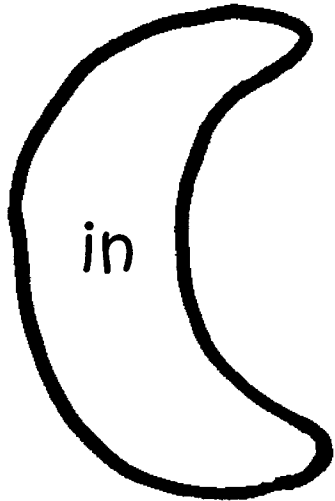
Glue brown construction paper bits on the ark and HEB06ECGF11 raindrops in the sky.

1.






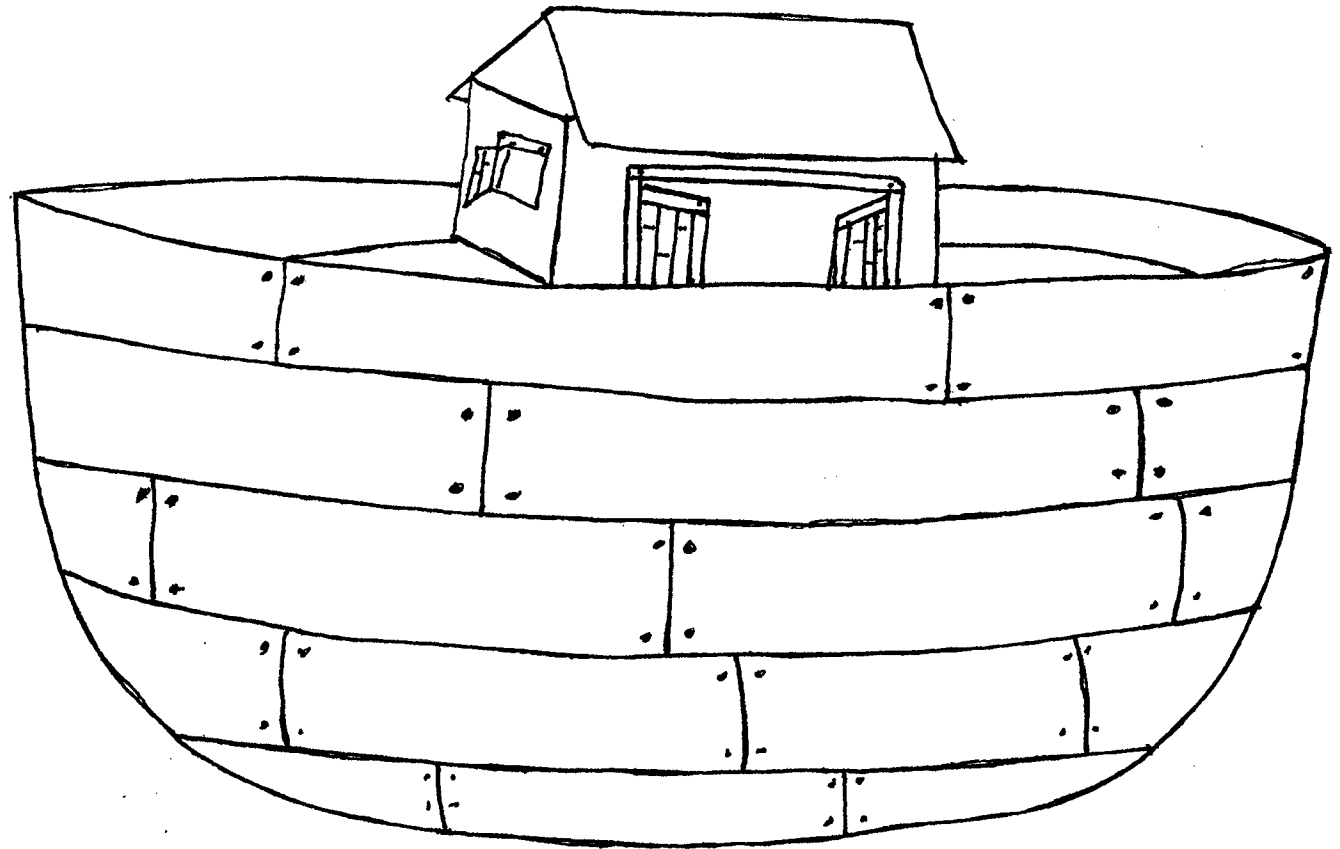


Hebrews 11:1: Now faith is being...certain of what we do not see.



Hebrews 11:1: Now faith is being...certain of what we do not see.



Hebrews 11:1: Now faith is being...  
certain of what we do not see.



Copy this page on card stock paper. Cut out the ark and rain cloud. Mount the ark on the GF1 page with a little spring made from paper so that the boat bobs back and forth on the page. Glue the raindrops over the GF1 sun.

April 6, 2003  
Hebrews Chapters 10:19-12:29




## This is what I learned today!

The book of Hebrews tells us that faith is believing there is a God even though we can't see Him. It takes faith to believe that God has spoken to people. It takes faith to believe that Jesus is the Son of God. It takes faith to believe that it is God's words written in the Bible. Noah, Abraham and Moses all listened to God and obeyed Him. They had faith that pleased God. The book of Hebrews tells us that there is a book in heaven that has names of everyone who has had saving faith in God. People who have listened to God's Word and obeyed it have their names written in this book. They will go to live with Jesus in heaven when they die. We are not to ever give up believing in Jesus just because we can't see Him. Our faith in Jesus pleases God.

## Hebrews Memory Verse

Now faith is being...certain of what  
we do not see. Hebrews 4:15

## Put Your Faith in a Loving Father




Teach your young child about faith by playing a little game. Put him on a chair, table or stairs and ask him to jump into your arms. Promise him you will catch him and that you want him to put his faith in you. After he has enjoyed this game, ask him to close his eyes and jump. Ask him if he can see you. Even though he can't see you, he can hear your words and put his faith in you. After your child has tired of the game, explain to him that we can put our faith in our loving heavenly Father even though we can't see Him. We have His promises and words in the Bible. Review the Memory Verse Song together.

### Hebrews 4:15 Memory Verse Song

(tune: "He's Got the Whole World")

Now faith is be-ing certain of what we do not see.  
Faith is be-ing certain of what we do not see.  
Faith is be-ing certain of what we do not see.  
Hebrews chapter eleven, verse one.

\* For tunes to songs, ask about the preschool tape.



The people who have put their faith in Jesus  
have their names written down in heaven.