

January 12, 1997

Habakkuk

4's, 5's & K

3HAB18PK

God's Plan Is Always Right!

Materials I Need:

Memory Work:

The Prophet - *Habakkuk*

The Principle - *We trust God to decide the right plan.*

The People - *Israelites living around Jerusalem*

God's Attribute - *God's plan is right (sovereign).*


Aim Questions:


1. What prophet told the Israelites living around Jerusalem that God is the fair Judge who corrects the proud? (Zephaniah)
2. After good King Josiah died, what happened to the Book of the Law, God's Word? (The Israelites quit reading it and it got lost.)
3. When Habakkuk saw the wrong things the Israelites were doing, who did he talk to about it? (God)
4. How would God use the Babylonians to correct the proud Israelites living around Jerusalem? (They would destroy the city of Jerusalem.)
5. When God told Habakkuk His plan about the Babylonians, what did Habakkuk do when he was afraid? (He trusted God's plan to be the best one. He prayed to God.)
6. Who is in charge of the future of the earth? (God is in charge and He decides when people are punished.)


 Hook:

"Habakkuk" Center: (3HAB18PKGF1) Let the children cut out, color and assemble the Habakkuk finger puppets. Have the children use the finger puppets on their own fingers. Have them repeat the name Habakkuk and the word prophet. A prophet used his mouth to tell others a special message from God. God told Habakkuk exactly what to say. Habakkuk prayed to God a lot. Have the children fold their hands as if to pray with the finger puppets remaining on their fingers. Teach and sing, "I will Trust and Not Be Afraid." The words to both verses of the song are included in the Look portion of this lesson.

"People" Center: Gather together several of the following items: baby dolls, large adult socks, gloves, knit hats, ear muffs, and sunglasses. On class day, ask the children to match the items of clothing to the part of their body that the item covers. The socks, for example, cover their feet. The gloves cover their hands. The hats cover their heads. The ear muffs cover their ears. The sunglasses cover their eyes. Let the children have fun putting the items of clothing onto themselves. Tell the children to pretend to be the Israelites living around Jerusalem. Have them say the name Israelites. In today's lesson, God's people will have a problem listening to God's Word. Put the ear muffs on the children and whisper the words, "Can you hear me?" They should not be able to hear you which will illustrate how the Israelites stopped listening to God.

 **Who's in Charge Around Here?** Talk about bosses and people who are in charge. Tell the children about a boss that you have had at your job. In our Bible School class, who is in charge? The teacher is the boss during class time. Who is in charge of the children all the time? Parents are the people God has chosen to be in charge of their children. Have the children listen for who is in charge of our parents. God is sovereign and has the best plan for each one of us.


 **"Jerusalem" Center: (3HAB18PKGF2)** Glue the small map onto the bottom of the inside of a shallow cardboard box. Show the children where the city of Jerusalem is and have them point to it inside the box. Last week the Israelites in Jerusalem found the Book of the Law and started listening to God's words. What would it look like if they again forgot to trust Him? "Paint" a picture showing what the city would look like should the people stop listening to God. Teacher, wear a latex glove and dip a glass marble into a small amount of tempera paint. Let the children swirl the marble around inside of the box. The paint will make a trail all over the map. Switch paint colors if you want. Let the children take turns swirling around the painted marble. To control the activity, however, there should only be one box and one marble that the teacher closely supervises. After the paper is filled with lines going in every direction, ask the questions: "Does it look like the Israelites were going on a straight path? Why do you think they were going in every direction? How could they get back on God's right path?"


 **"Who Is God?" Center:** We will learn in today's Bible Adventure how the prophet Habakkuk learned to trust God to decide the best plan for the Israelites. God can be trusted! Play a blindfold game to teach the word, "trust." After you blindfold a child, lead him around the room, asking him to touch different things while trusting you that it is okay to touch them. Talk about trust and the fact that it is letting someone else tell you what is best or the right thing to do. You could also teach trust with a "Feel-It" bag. Put several items in a bag. You might even have several bags. Ask each child to trust you that everything in the bag is what you say it is. Choose items that go with what you say. All the items are okay to touch, or, all the items are red, all the items are soft, all the items are food, etc. The children feel the items and try to guess what they are.





Book:


Presentation Ideas -

 **(3HAB18PKGF3, 3HAB18PKGF4, 3HAB18PKGF5, 3HAB18PKGF6, 3HAB18PKGF7)** Show the GF3, GF4 and GF5 pictures of good King Josiah and bad kings Jehoiakim and Jehoiachin. (Notice Jehoiachin's lo-o-ng chin.) Add color to the pictures with bright markers. Show the GF6 and GF7 pictures at the appropriate time.

 Use the ear muffs you brought for the Hook time. When telling how the Israelites stopped listening to God and started praying to idols, place the ear muffs on your head or the head of the baby doll pretending to be an Israelite. Then hold two "idols" against the outside of the ear muffs. There are several "idols" available. Some are old athletic trophies, and one is a Hawaiian souvenir. For fun, glue a picture of Baal on each ear muff. Turn your head from side to side so the children will see the idols.

 Cover your eyes with the sunglasses you brought for the Hook time when telling how the Israelites stopped reading God's Book. For fun, stick a Baal idol on one or both eyes to show how we can't see well when we are looking at idols.

 **Review:** Ask a child to come up and pick a paper out of a bag. (You have put several papers in the bag with H's and P's on them.) With another teacher's help, he gets to act out being humble or proud. The other children guess whether he is humble or proud. Talk about last week's Adventure with Zephaniah. Talk about the word, "humble," meaning listening and obeying the first time rather than thinking of yourself and what you want to do first. God had to warn the Israelites about punishment coming because of their proud disobedience.

 **Review:** Hold up your Bible and then hide it in a basket. Ask the children what happened to the people when the Bible was hidden and they no longer read it. Talk about what King Josiah did when he and his men found the Bible.

Bible Adventure -

Try to remember a time when your Mom said to you, "Please clean your room. Remember, your clothes should go in the drawer, your toys in the basket and your books on the shelf." If you kick the clothes and shoes into the closet where they can't be seen and push toys and books under the bed, have you obeyed? Your room looks better, but you haven't done what you knew was the right thing to do.

What was the name of the king who obeyed God and did just as the Bible said to do? Yes, King Josiah. King Josiah was a young king but he was a good king because he was humble and obedient. When he found out he wasn't doing what was right and just, he changed to God's righteous way. The Bible told Josiah that God wanted His people to worship Him only and not idols. When King Josiah heard that, he didn't waste any time getting his men into action tearing down all the idols. He tried to do everything just like it was written in the Bible. He didn't keep God's Word to himself. He helped the Israelites do things God's way, too. I think he probably started out obeying his parents and cleaning his room just right!

Sometimes your parents ask you to do something and it doesn't seem right to you. Maybe they ask you not to go to a certain house on the block and you want to go there to play with a friend. Maybe they ask you not to watch a certain TV program. You need to trust your parents to know what is best for you. You can trust God to help your parents know what is best for you.

In the Bible, it says that God knows how many days we have to live. God knew how many days King Josiah had to serve Him and then Josiah died. The next kings in Jerusalem went right back to doing wrong things. They began worshiping idols instead of the true God. They built altars for the idols. They quit reading the Bible. They said, "It's boring. I want to do something else." They stopped going to the holy hill to meet with the true God. It was a sad time in Israel. It was time to punish the proud and arrogant Israelites in Jerusalem.

A prophet named Habakkuk watched the Israelites sliding back to wrong ways. Habakkuk became more and more sad as he watched his people going on the wrong path. He wondered why God would let them keep being proud and selfish. Why didn't God punish them? The Israelites were not being just and fair. They coveted other people's things. They would plan day and night how to take what they wanted away from the owners. They had stopped doing right and started doing wrong again!

When Habakkuk was sad or had questions, he talked to God. He prayed and asked God, "Why, God? Why don't you spank your people? Why do you let them keep sinning? It's not right! It's not fair what they're doing! Only You can save them from their sins!"

God answered Habakkuk. He said, "I am going to punish the Israelites for their sins. I am going to send the Babylonians to destroy their city." Habakkuk was shocked! The Babylonians were far worse than the Israelites. Everyone was afraid of the Babylonians. Their horses were faster than leopards and fiercer than wolves. Their soldiers swooped down on cities like vultures, gathering prisoners from every city. They were proud of their own great strength; their strength was their god. They laughed at people and at the true God.

"Why would God use such a cruel and evil army to punish the Israelites?" wondered Habakkuk. He kept thinking and wondering about what God said. Everywhere Habakkuk went, he thought about how sad it would be for the Israelites to be punished by their enemy, the Babylonians. "Why don't my people just stop doing wrong?" He knew that God had all the right answers. He knew that God always does what is best. Habakkuk sat down and prayed. He said, "Sovereign God, you know everything and I have a question for you. Why are you doing this? Why are the Babylonians going to punish my people, the Israelites?" Habakkuk waited patiently for God to answer. He waited because he knew that God would answer in the right and best way.

You might be bothered and wondering about something, too. You might not understand why the bully in the neighborhood never gets in trouble or why a friend gets to do things you don't get to do, like watch a certain TV program. God's Word says "Don't steal" but you really want that one little thing in your friend's game box. These are times when it is best for you to obey God, your parents and teachers because they know what is right and best to do.

God did answer Habakkuk. God said, "Write down what I say, Habakkuk. These are important words because this is what will happen. I will punish the wicked Babylonians, too, but first I will let them punish

the Israelites for their continual disobedience. I have decided to do it this way. I am in charge of the earth. Let everyone be silent before Me. The righteous will trust Me and live by faith in Me. Trust me, Habakkuk."

Habakkuk was humble because he listened to God and trusted that whatever God decided was right. He was afraid because he lived in Jerusalem and knew the Babylonian soldiers would come. He was afraid of the Babylonians, but he said, "I will trust and not be afraid. I know that God has been loyal to His people in the past. I will ask God to be merciful again. (3:2) I will wait patiently for God." (3:16)

When we have questions or when we are afraid, we should talk to God and our parents and wait for the answer. God decides what is best. He is in charge. He's the boss. We can trust Him because He knows what is best. God helps our parents know what is best for us.

Prayer: Dear God, thank You for giving us the Bible so we can know what is right and wrong. You have all the answers and You answer our prayers. Help me have a humble, trusting heart. Thank You for being the just and fair Savior who does what is best. In Jesus' name I pray, Amen.



Look:



Headband Craft Center: (3HAB18PKG8) Help the children make a headband to wear that says, "God Has the Best Plan For Me!" Let the children color the paper circles and "draw" self portraits in the middle. They will draw a circle, two eyes, a mouth, two arms, and two legs in stick-figure form on the paper. Let the child copy your drawing on his own craft. Follow the directions for assembly when the drawing is finished. Habakkuk had to trust that God's plan was best. Ask the children to wear their headband this week to help them remember that we can always trust God.



Popsicle Stick Puzzle Center: (3HAB18PKG9) Make craft stick puzzles and decorate a legal sized envelope to hold all the pieces. If you have time, let the children cut the sticks apart and put their puzzles together again. If you don't have time, send the puzzle home with instructions about cutting the craft sticks apart. The puzzle may be hard to put together at first, just like trusting God was difficult for Habakkuk. But with practice, the puzzle will get easier. "By praying, listening to God's Word and practicing what it says, trusting in God's plan will get easier for you, too."



Running the Wrong Way Game Center: Have the children line up on one side of the room. Place several of the "idols" (athletic trophies and the souvenir) in a straight row on the floor at the other side of the room. Ask the children to pretend to be the un-trusting Israelites running to the false idols. In the middle of the room have adult helpers trying to catch the children as they run towards the idols. The adults can pretend to be the Babylonian soldiers. God said the Israelites were going to get spanked for their sins. When a child gets caught by an adult, have that child sit at the side while the rest of the game is played out. The children that made it to the "idols" get to go back across the room and try to run across again. Play until all the children are caught.



Moving Towards Obedience Activity: (3HAB18PKG11) Color and complete the maze, adding stickers along the path to obedience. The final picture is made by tracing the outline of a Bible with Elmer's white glue and letting it dry until clear. The Children's Department will have to make this up ahead of time. On class day, after the children have completed the maze, give out pencils and have them rub over the top of the glue. The picture of the Bible will appear. By praying, trusting and doing what God's Word says, with His help, we can live an obedient life like Habakkuk.



Snack Center: When you serve snacks, have the children sing a prayer to God. Have them fold their hands and practice Habakkuk's "habits." Sing, "God Is So Good" with your hands folded in prayer. Habakkuk was in the habit of praying and reading God's Word. A habit is something you do every day! Let's get in a good habit of thanking God for our food before we eat.



Missionary Center: Show the picture poster of the class missionary. Review the name(s). Ask God to help the missionary to remember to pray every day and trust God like Habakkuk. After you have prayed, have the class decide together which picture or craft would be nice to send for the missionaries to do at their homes. The teacher can mail an unfinished project and materials to the missionary.

Songs:



God Is So Good

God is so good; God is so good; God is so good, He's so good to me.

(Second and third verses)

He gives me food; He gives me food; He gives me food; He's so good to me.

God's plan is right; God's plan is right; God's plan is right; I can trust His Words.



I Will Trust and Not Be Afraid

I will trust; I will trust; I will trust and not be afraid.

I will trust; I will trust and not be afraid.

(Second Verse)

I will watch; I will wait; I will trust and not be afraid.

I will watch; I will wait and not be afraid.



Read Your Bible

Read your Bible, pray every day, pray every day, pray every day.

Read your Bible, pray every day and you'll grow, grow, grow

And you'll grow, grow, grow; And you'll grow, grow, grow.

Read your Bible, pray every day and you'll grow, grow, grow.

Don't read your Bible, don't ever pray, don't ever pray, don't ever pray.

Don't read your Bible, don't ever pray and you'll shrink, shrink, shrink.

And you'll shrink, shrink, shrink; And you'll shrink, shrink, shrink.

Don't read your Bible, don't ever pray and you'll shrink, shrink, shrink.



Oh, Be Careful to Pray (To the tune: "Oh Be Careful Little Eyes")

Oh, be careful to pray and to trust.

Oh, be careful to pray and to trust.

Oh, be careful to pray; Oh, be careful to trust.

Oh, be careful to pray and to trust.

Oh, be careful, little eyes, what you see. (little ears, what you hear; little hearts, what you love)

Oh, be careful, little eyes, what you see.

For the Savior up above is looking down in love.

So, be careful, little eyes, what you see.



I Will Call Upon the Lord

I will call upon the Lord...He will always hear my prayer.


I will call upon the Lord...He will always hear my prayer.


The Lord God is Savior and He will hear my prayer. I will wait and call and hope in God, my Savior.


The Lord God is Savior and He will hear my prayer. I will wait and call and hope in God, my Savior.





Took:


 **Know and Do: (3HAB18PKGF12)** Request the GF12 picture that includes two scenes of children doing right actions and two scenes of children doing wrong actions. Let the children take turns picking a picture and answering two questions: “What is the child in the picture doing?” and “Is it right?” We know what is right from what God says in the Bible. We trust God to tell us the truth.





 **Children Praying Coloring Center: (3HAB18PKGF10)** As your class colors the picture of children praying, talk about what might be bothering them that they want to talk to God about. Let each child pray around the circle, saying, “I trust You to have the best plan for me.”

 **Go Back to God’s Word Activity:** Set several chairs in a row, a foot or so apart. The children will walk between and around the chairs like they are walking in a maze. At the end of the row of chairs, have two adult helpers pretending to fight over a toy or an idol. The adults are really play-acting the idea of wanting, worshiping, and fighting over the toy. Connect this to the Israelites wanting and worshiping the idols. The children walk around the chairs, through the maze towards the toy and adult actors. Half-way through the maze, another adult helper has the children STOP! LISTEN TO GOD’S WORDS! PRAY! After this, the children go back the other direction, away from the toy and the fighting, back to the beginning of the maze. The toy is not as important as doing what God says is right.

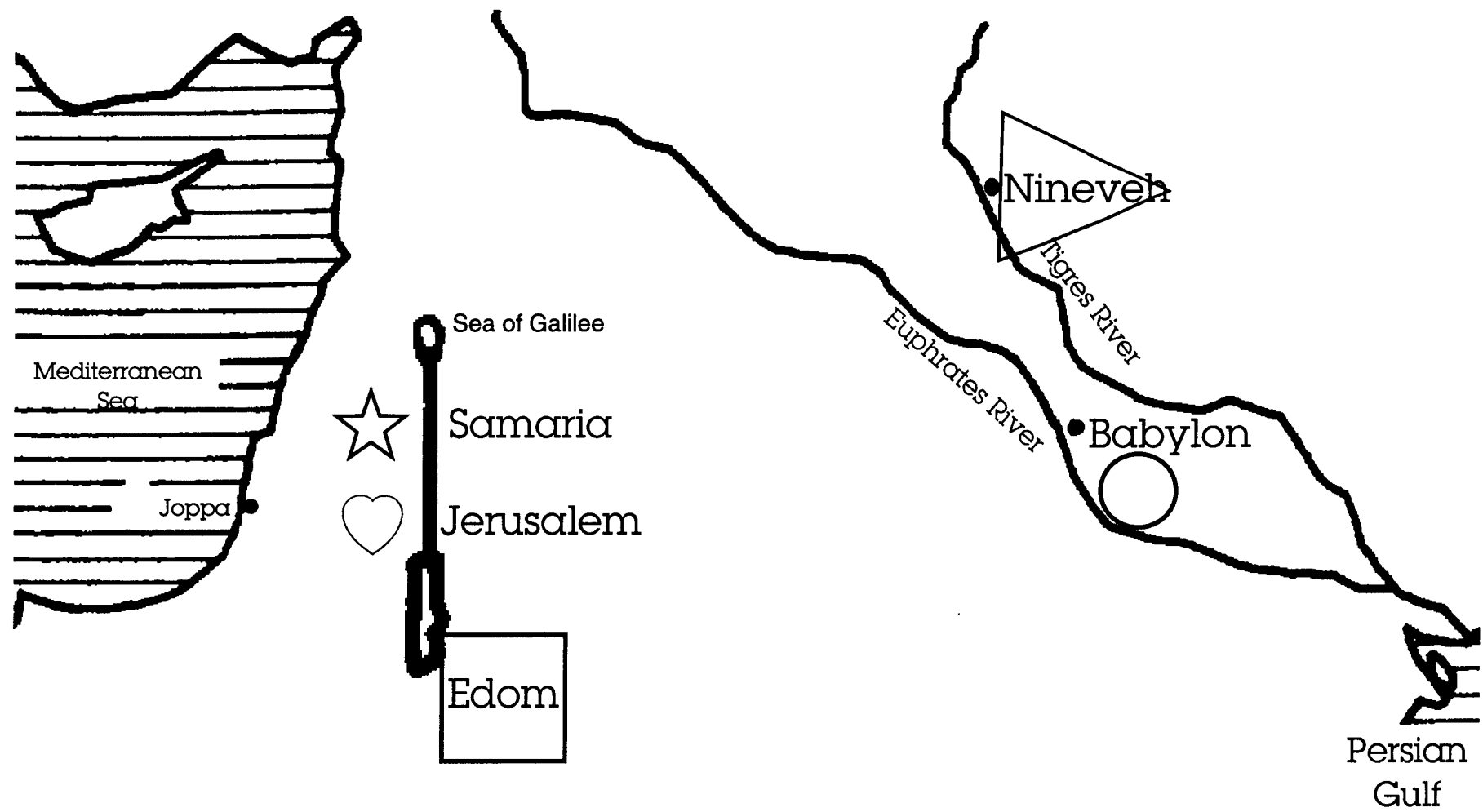
 **Memory Work Bean Bag Toss Review:** Place several papers on the floor with today’s Memory Work Review words written on them: “Habakkuk, God’s Plan Is Always Right, Israelites living around Jerusalem, God is sovereign (the boss),” along with other words from the story, such as “King Josiah and Babylonians.” As a child takes a turn tossing the bag on a square, he gets to repeat the words written on that paper.

 **Habakkuk Puppet Review: (3HAB18PKGF1)** Use the finger puppets you made for Hook time to retell the story and bow down to pray to God. Let the children role play using the finger puppets taking turns acting out the story for each other one at a time.


 **Puzzle Review Center: (3HAB18PKGF9)** Have ten children sit in a circle and talk about ways we obey what the Bible says. Use examples like, “Don’t steal, don’t covet, obey your father and mother, don’t go to bed angry, share what you have, think of what is best for others,” etc. Ask each child to say a simple prayer, asking God to help them in the area they need this week.



Map of the Middle East during the time of the Prophets




King Josiah wanted to change to God's righteous ways.




King Jehoiakim would not change to God's righteous ways.



King Jehoiachin would not change to God's righteous ways.

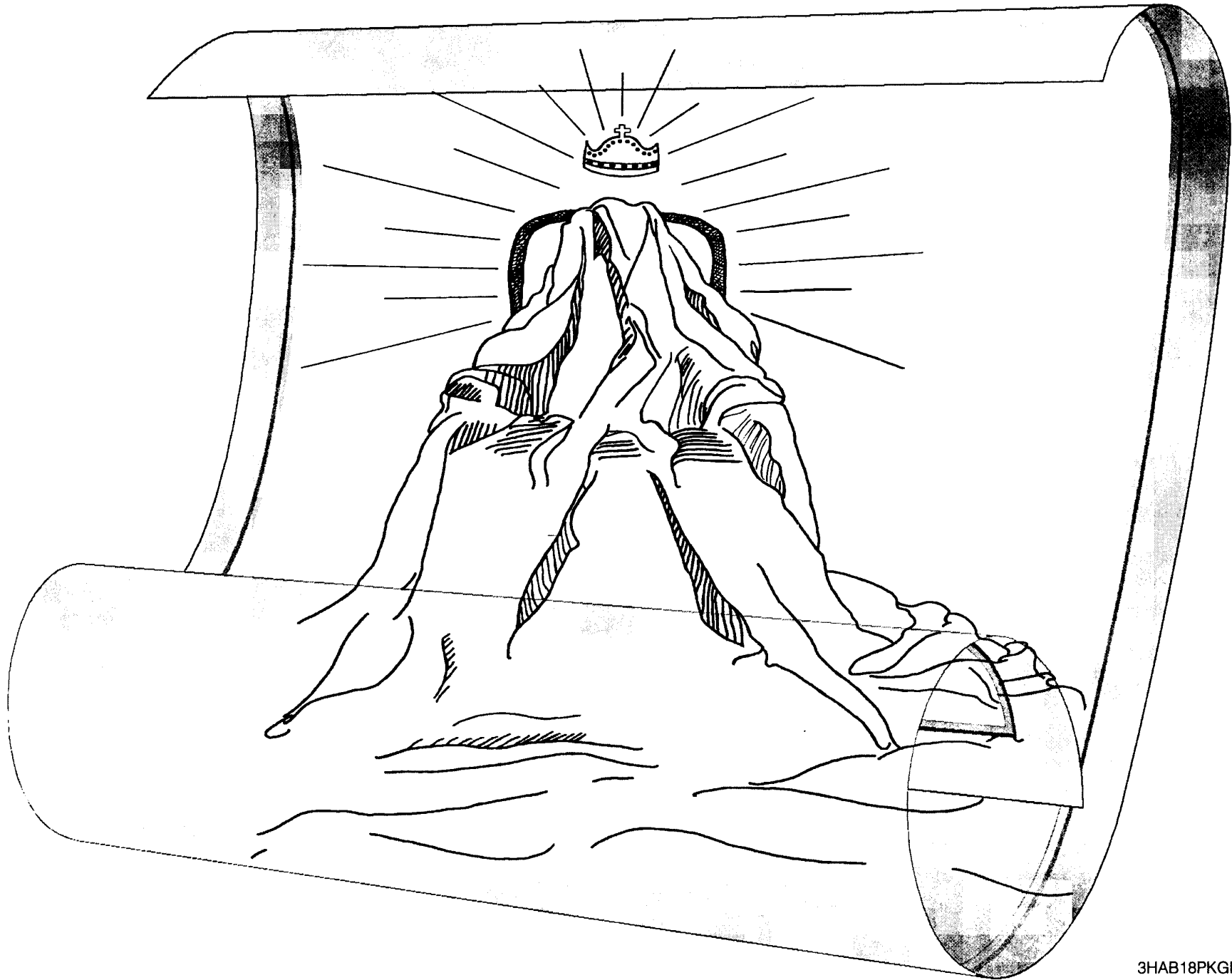




***Habakkuk trusted God
to know the best plan.***



***The righteous
will live by faith.***

Habakkuk 2:4b



3HAB18PKGF7

**Headband
Craft
Center**


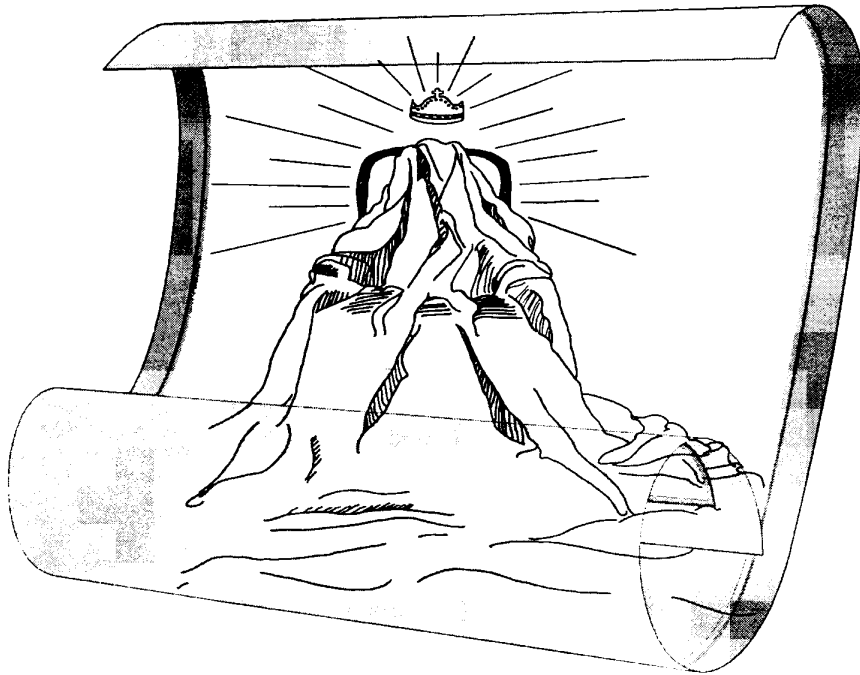


**SAMPLE
CRAFT**

Instructions:
Copy one headband per child. Let the children draw themselves in the center. Staple a strip of paper on either side to make a headband.

Craft Stick Puzzle Craft Center


Choose one of the pictures below and copy one per child on white paper.
Glue craft sticks side by side to the back of the picture, forming a solid "raft" of sticks.
When the sticks are slit apart, they become a puzzle.





3HAB18PKG10

We trust God to know the best plan for us.



BIBLE



What are the children in these pictures doing? Are they doing right or wrong actions?

