

Materials I Need:

Memory Verse:

In the beginning God created the heavens and the earth. Genesis 1:1

Attribute of God emphasized in this lesson:

God keeps His promises.

Aim Questions for 2's & 3's:

1. **Did God tell Noah how to build a big boat called an ark?** (Yes. God told Noah exactly how to build the ark so that it would float on the water.)
2. **Did Noah listen to God's words and obey Him?** (Yes. Noah did everything just as God told him.)
3. **Who got on the ark?** (Noah, his family, and two of every kind of animal and bird went on the ark. Note: God also included seven of every clean animal and bird to be used for sacrifice.)
4. **Did God promise to keep Noah and his family safe on the ark?** (Yes. The water covered all the mountains on the earth, but Noah's family was safe.)
5. **Did Noah build an altar and say thanks to God?** (Yes. Noah offered a sacrifice of thanks to God for keeping his family safe on the ark.)
6. **Did God put a rainbow in the sky?** (Yes. God promised never again to send water to cover the whole earth again.)

Aim Questions for 4's, 5's & K:

1. **What made God sad when he saw Adam and Eve's grandchildren and great grandchildren?** (All the people except Noah's family were selfish and hurting each other.)
2. **What did God command Noah to build?** (God told Noah to build a big ark in a very specific way.)
3. **Who obeyed God and got on the ark?** (Noah's family of eight people, two of every kind of unclean animal, and seven of every kind of clean animal and bird went on the ark.)
4. **What happened during the flood?** (It rained for forty days and forty nights and water covered the mountains of the whole earth. Only the people and animals on the ark were safe, as God promised.)
5. **When Noah and his family got off the ark, what did Noah do?** (Noah built an altar and burned an offering of thanks to God.)
6. **What was God's promise and what did God put in the sky so that people could remember the promise?** (God put a rainbow in the sky to remind people that He would never again send a flood to cover the whole earth.)

Key for symbols:

- This box symbol represents ideas that can be used for two-year-olds through kindergarten. Please remember to slow down the pace for two-year-olds and keep the pace moving for five-year-olds.
- ② This symbol represents ideas that are best used for two- and three-year-olds.
- ④ This symbol represents ideas that are best used for four-year-olds through kindergarten.

Hook:

Animal Sounds Activity: (AGEN03ECGF8) As the children come into class, give them animal ears and noses and have them make those animal noises. (Use the GF8 pictures as examples.) In today's Bible Adventure, the animals will obey God's Word and go on a big boat called an ark.

Building Center: Using wooden blocks, Legos or dominos, ask children to build as big a boat as they possibly can. "Guess what our Bible Adventure is about today?" If you can get an appliance box, let the children color it like an ark.

Listening Center: Using the sound CD provided by the office, listen to rain, thunder storms and animals sounds. Talk about what the children do when it rains. What would they do if it rained for forty days?

Boats and Water Play Center: (AGEN03ECGF10) Using tubs or pans of water placed on towels or plastic cloths, let children take turns placing different items in the water and see if they float. Talk about sizes and weights. Use things like a sponge, cork, plastic lid, bath toy, spoon, plastic spoon, pencil, aluminum foil, rock, and block of wood. Provide lots of towels for clean up. You could also make paper boats as shown on the GF10 page. In today's Bible Adventure, we will hear about water and a big boat called an ark. Have the children say the word "ark" often as they play with their boats.

④ **Woodworking Center:** Bring in scraps of wood, small nails, hammers, and safety goggles. Let the children "build." Ask the children to try to build a boat. In today's Bible Adventure, they will hear about water and a big boat called an ark.

④ **Who Has the Animal? Game Center:** Arrange the chairs around the table. Ask children to stand up behind their chair with their hands cupped behind them. You walk around and pretend to place the animal in each child's hand. When you have placed it in one hand, ask the children to sit down and place their hands under the table, being sure to keep the animal hidden. The child with the animal scratches the table while the others have their ears down to the table. Then they guess who has the animal. Repeat so others can have a turn.

④ **Find the Pairs:** Provide several buttons for the children, including a pair that matches. Ask them to separate out the matching pair. Do the same with beans, coins, pieces of colored paper, or sizes or colors of paper clips. Include red and white beans and a pair of black beans. Use several pennies but have a pair of nickels. In today's Bible Adventure, we will hear about pairs of animals--two of a kind--that match.

④ **Separating Out Numbers:** On each table place a jar of different small items. Ask the children to find two wrapped candies, seven buttons, or seven paper clips, or eight pennies. Tell the children to listen for these numbers in the Bible Adventure today.

④ **Counting Activity:** Provide buttons or blocks for the children to count to seven. In the Bible Adventure today, Noah and his family will wait on the ark seven days before it begins to rain. The older children can count four piles of ten beans or other small objects to add up to the number forty. Then teach the children to count by tens to forty. In our Bible Adventure, we will hear how it rained for forty days and forty nights.



Book:

Presentation Ideas -

Color the **AGEN03ECGF1** through **AGEN03ECGF6** pictures and mount them on construction paper. Show them as you tell the Bible Adventure. Keep them for review later in the morning and in the coming weeks.

Have the children make a "wind" sound with their mouths when God sent a big wind to dry up the water on the earth. They can also make animal noises as the animals in the Bible Adventure walk onto the ark and while they are waiting for water to dry up.

Bible Adventure for 2's & 3's -

(Show a picture of Adam and Eve.) When Adam and Eve disobeyed God and ate the fruit from the "no" tree, a little "no" came into their hearts. Adam and Eve's children and grandchildren had a little "no" in their hearts, too.

(Put your hands over your ears.) They didn't listen to God. *(Get a mean look on your face.)* They did not obey their parents and they were mean to each other. They pushed and fought with each other.

(Get a sad look on your face.) God was very sad about the mean people.

(Show the GF1 picture of Noah.) There was only one man who walked with God and talked to Him. Can you say, "Noah," with me? *(Repeat several times.)* Noah listened to God and obeyed Him.

(Show the GF2 picture.) God said to Noah, "Build an ark, a big boat, with rooms for your family. *(Hold up eight fingers.)* Eight people in Noah's family would go on the ark.

God said to Noah, "Build the ark with many rooms for many animals."

(Point to the people watching Noah build the ark.) Noah built the ark exactly as God told him to. Every day, Noah cut pieces of wood and put them together. *(Pretend to hammer a nail.)* People watched Noah building the ark.

Finally, God said to Noah, "It is time to get on the ark. The rain is coming."

(Show the GF3 picture.) Noah obeyed God and took his family on the ark. Just as God said, the animals began coming, two by two. *(Have the children make animal noises.)* There were two huge elephants, two tall giraffes, and two fat polar bears. *(Make your voice high and small.)* There were two little mice and the two little squirrels.

On the ark there were eight people *(Hold up eight fingers.)* and all the animals. *(Wiggle your fingers.)*

(Show the GF4 picture.) God closed the door of the ark! *(Clap your hands once.)* The rain began to fall from the sky. *(Flutter your fingers down from the sky.)* The rain came down, down, down, and then it came up, up, up, higher and higher. *(Bring your hands up, up, up.)*

Noah and his family looked out the window and all they could see was water wherever they looked. There were no trees and no land. Noah and his family were glad to be safe on the ark. God was keeping His promise to take care of Noah's family.

When the rain stopped, God sent a wind to take away the water. *(Have the children blow a "wind.")* The water went down, down, down.

(Show the GF5 picture.) Finally, Noah and his family got off the ark and stepped on dry ground. It felt so good to run and jump and shout. Everyone laughed and danced for joy. The animals went scampering away to find their own special homes.

(Show the GF6 picture.) God put a rainbow in the sky to remind Noah that God would always keep His promises. Noah bowed his head and thanked the Lord for keeping His promises.

Prayer: Dear God, thank You for keeping Your promise to take care of Noah and his family on the ark. Thank You for the rainbow that reminds us of Your promises. In Jesus' name, Amen.

Bible Adventure for 4's, 5's, & K -

(Show a picture of Adam and Eve.) When Adam and Eve disobeyed God and ate the fruit from the "no" tree, a little "no" came into their hearts. But God made a way for Adam and Eve to talk to Him and obey Him by taking animal skins and making robes for them to wear. They knew that God had forgiven them and would send a Savior to help them obey.

Adam's and Eve's children and grandchildren were each born with a little "no" in their hearts, too. Cain's children and grandchildren never talked to God nor listened to Him. *(Put your hands over your ears.)* They were disobedient to their parents and were mean to each other. People got more selfish and more mean.

(Have a sad face.) God was very sad about the people on the earth.

(Show the GF1 picture.) There was only one man on the whole earth who walked with God and talked to God. His name was Noah. Can you say, "Noah?" Noah didn't have a Bible with God's words like we do, but God talked to him. Noah listened to God and wanted to obey Him.

(Show the GF2 picture.) God said to Noah, "Build an ark, a big boat, that will hold your wife, your three sons, and their wives." *(Hold up eight fingers and count to eight.)* There were eight people in Noah's family.

"Build the ark big enough to hold two of every kind of animal and bird on the earth. I am going to send a flood that will come up, up, up until the water covers all the mountains. You and your family will be safe on the ark, Noah, if you do exactly as I say." God promised Noah that a flood would come, but He also promised to take care of Noah on the ark.

Noah loved and trusted God and did everything just as God said.

(Show the GF3 picture.) Noah built the ark so that it would be big enough for all the animals--two huge elephants, two tall giraffes, and two fat polar bears. Noah made space for two tigers, two lions, and two pigs. There was a little tiny space *(Make your voice high and small.)* for the two mice and the two squirrels. God knew exactly how big the ark should be. God knows everything.

People watched Noah building the ark, day after day. While he was cutting the wood to exactly the right size, Noah would tell the people, "God has promised to send a big flood that will come up, up, up over the mountains. God always keeps His promises. If you want to be safe, you must get on the ark."

The people laughed at Noah. They said, "You're crazy. There's not going to be a flood. We don't believe your God." They didn't listen to God's words or obey Him.

Finally, God said to Noah, "It's time to get on the ark. The flood is coming. Get on the boat and the animals will come to you."

(Move Noah's family and the animals on the ark if you are using flannelgraph figures.) Noah obeyed God and took his family on the ark. Just as God said, the animals began coming, two by two. *(Have the children make animal noises.)* Two lions, two foxes, and two gorillas. Two owls, two alligators, and two laughing hyenas. The animals obeyed God and walked on the ark.

(Show the GF4 picture.) God shut the door of the ark. Noah's family waited one day, two days, three days, no rain. They waited four days, five days, six days, no rain. Finally, on the seventh day, rain began to fall from the sky. It rained and rained and rained. Ten, twenty, thirty, forty days, it rained. Ten, twenty, thirty, forty nights, it rained. Buckets of water poured from the sky. The water came up, up, up, higher and higher. The rain covered the whole earth, even the highest mountains.

Noah and his family looked out the window and all they could see was water everywhere they looked. There were no trees and no land was anywhere in sight. Noah's family was glad that God was keeping His promise to keep them safe on the ark.

When the rain stopped, God sent a wind to take away the water. *(Have the children blow a "wind.")* The water went down, down, down. The ark went bump on the top of Mount Ararat. Noah let a raven fly out the window to see if it could find a place to land. Noah waited seven days *(Count to seven.)* and sent out a dove. It brought back an olive branch in its beak. Keep waiting! *(Blow wind and make animal sounds.)*

Noah waited seven more days *(Count to seven.)* and sent out the dove. It didn't come back. It had found land! It wouldn't be long now! *(Blow wind and make animal sounds.)*

Noah waited for God to tell him when it was time to get out of the ark and step on dry ground. Finally, God said, "Come out of the ark."

(Show the GF5 picture.) Noah's family and all the animals hurried off the ark. It felt so good to run and jump and shout for joy. The animals went scampering away to find their own special homes.

Noah wanted to thank God for keeping his family safe. He built an altar to help him thank God. The altar was a pile of rocks on which Noah cooked one of the extra sheep that God had brought onto the ark. Noah bowed his head and thanked God for taking care of his family.

(Show the GF6 picture.) God was pleased with Noah's offering of thanks. He said to Noah, "Do you see that rainbow in the sky? I am making you a promise that I will never again send a flood that covers all the mountains. I will send rain, and even big rains called floods, but I will never again cover the whole earth with water. When you see the rainbow in the sky, you will remember the promise I am making to you. I always keep My promises."

God always keeps His promises. You and I can believe God's Word. *(Hug your Bible.)* The Bible is God's Word and it is always true.


Prayer: Dear God, thank You for keeping Your promise to take care of Noah and his family on the ark. Thank You for the rainbow that reminds us of Your promises. In Jesus' name, Amen.



Look:

Bible Adventure Review Collage: (AGEN03ECGF4) Let each child color the GF4 picture of an ark. Talk about God's promise and Noah's obedience. Let the children draw shapes of animals on the ark or put animal stickers on it. Now, the children can tear blue construction paper waves to glue around the bottom of the ark. Provide each child with markers to draw a rainbow (red, orange, yellow, green, blue, indigo, violet) or a sticker of a rainbow to remind them of God's promises.

Find Your Partner Activity Center: Pass out pairs of pictures of animals to the children, giving only one to each. (You can use pictures from a coloring book. Buy two books and you have the pairs needed, or enlarge the AGEN01ECGF10 animals, birds, and fish.) After the children color their animal pictures, they find the other child in the room with the same picture. Together they get to walk to the other end of the room in the fashion of their animal and then repeat the memory verse. As partners, they could march around the room singing one of the songs for today. They could crawl or hop to the masking tape shape of an ark on the floor in one corner of the room while you pretend to sprinkle rain on them.

 **Memory Verse Review:** Use rhythm sticks for children to follow you in tapping the rhythm of the words of the memory verse. Also tap and march around the room while repeating, "Believe in God's promises." Talk about God's promises being found in the Bible.

② **Ark Animals Game Center:** Use animal cards to play the game "Concentration." (Cards can be made by cutting out two identical pictures of various animals and taping them to 3" x 5" cards. Place the cards face down on the floor. Let the children go around the circle and pick up a card. The child can keep the card until a match is found by someone and then both children can place the pair of animals into the "ark"--a shoe box decorated like a boat--or a toy boat.

② **Play-Doh Center:** Have the children use Play-doh (or homemade modeling dough) to mold the different animals that Noah took on the ark. Use animal-shaped cookie cutters to cut out shapes from the dough if those are available.

② **Rainbow Promise Game Center:** Give children brightly-colored scarves that are the various colors of the rainbow. Call out the order of the colors in the rainbow and have the children line up accordingly. Have the children fold their hands as you thank God for the rainbow. Say a simple prayer, like, "Thank You, God, for the rainbow. You always keep Your promises."

④ **Rap Review:** The teacher can repeat statements about Noah's adventure to the children and their response after each is to chant the following: "God keeps His promises! Believe in God's promises. God was sad about the sins of the people."

Noah loved God and listened to Him.

God told Noah to build a big ark.

God promised to keep Noah and his family safe.

God was going to punish people with a big flood.

Noah obeyed God and built the ark just as God asked him to.

People laughed at Noah building the big ark.

God told Noah when to get in the ark.

God caused two of every kind of animal and bird to get on the ark.

God made it rain for forty days and water covered the earth.

Noah, his family, and the animals were safe on the ark as God promised.

Noah waited until the water dried up to step out on dry ground.

Noah thanked God for taking care of him and his family.

God promised to never cover the earth again with a flood.

God put the rainbow in the sky to remind us of His promise.

God's words in the Bible are always true.

God keeps His promises.

④ **Draw on Backs Review:** Ask the children to sit in a circle facing each others backs with their legs crossed. As you repeat the main parts of the adventure, they are to draw pictures of what you describe on the back of the child in front of them with their fingers. For example, draw a happy face for God instructing Noah. Pound nails by tapping. Draw an ark. Take two fingers and tap the back several times for all the animals. Draw rain falling. Make a big arch shape for the rainbow. Draw a square for the Bible where God's promises are found.

④ **Ark Relay:** Provide several one-inch squares cut from paper sacks, a glue stick and the shape of an ark drawn on a piece of newsprint placed on the wall for each team of children. For the relay, instruct them to hop, skip, walk on tiptoes, walk backwards, waddle like a duck, or crawl to the ark shape on the wall one at a time. The child then picks up a square and glues it to the ark and returns to the end of her line or team. Continue until the arks are filled with squares.

④ **Snack Time Promise and Scavenger Hunt:** Promise the children that you will provide a different snack for them today but first they must obey your directions for a scavenger hunt to find the promised snack! Place clues two through five in the locations indicated by the previous clue. You may want to put them on colorful paper to make it easier for the children to find them.

1. Find a note under a table.

2. Out in the hallway near the door you will find the next message.

3. It is very cool and breezy where you will find the next note. (The window)

4. The next note is hidden where our Bible Adventure stories come from. (Teacher's Bible--book of Genesis)

5. Look inside a large basket on the floor that has a ribbon on it. (Inside they find a sandwich bag full of animal crackers for each child.)

Talk about how you kept your promise but the children had to obey to experience that promise.

Noah obeyed God's instructions and God kept His promise to keep Noah and his family safe on the ark. Talk about how hard it was for Noah to obey and how hard it is for us to obey sometimes.

- ④ **Which Animal Am I?** Either the teacher or selected students give clues describing an animal about which they are thinking. When the right one is guessed, they get to act like that animal and circle the room once. Give clues like the following: "I growl a lot and have a big mane. I stick out my tongue and I crawl along the ground." They could act like the animal and crawl or hop to the masking tape shape of an ark on the floor in one corner of the room while you pretend to sprinkle rain on them.

Songs:

- Two by Two** (tune: "Eency, Weency Spider" or "I'm a Little Teapot")

Two by two the animals walked into the ark. (Walk in place.)
Down came the rain, and the sky got very dark. (Wiggle fingers.)
Out came the sun and dried up all the rain. (Circle arms overhead.)
God made a promise--no flood like that again. (Make a wide arch in the sky.)

- Old Noah Built an Ark** (tune: "Farmer in the Dell") from *Piggyback Songs in Praise of God* © 1986 Jean Warren

Old Noah built an ark, Old Noah built an ark.
He listened to the voice of God. Old Noah built an ark.

God sent the animals, God sent the animals.
Two by two they all did come. God sent the animals.

It rained for forty days, It rained for forty days.
The animals stayed in the ark. It rained for forty days.

God sent the sun to shine, God sent the sun to shine.
He put the rainbow in the sky to show us His great love.

- Noah Works with One Hammer** (tune: "Johnny Works with One Hammer")

Sit on floor with legs straight in front.
Noah works with one hammer, one hammer, one hammer. (Pound with right hand on floor, to the beat.)
Noah works with one hammer, then he works with two. (Pound with left hand and right hand.)
Noah works with two hammers, two hammers, two hammers.
Noah works with two hammers, then he works with three. (Pound with both hands and right foot.)
Noah works with three hammers, three hammers, three hammers.
Noah works with three hammers, then he works with four. (Pound with both hands and both feet.)
Noah works with four hammers, four hammers, four hammers.
Noah works with four hammers, then he works with five.
Noah works with five hammers, five hammers, five hammers. (Bob head along with hands and feet.)
Noah works with five hammers, then he goes to sleep. (Lay back on the floor and snore.)

- God Said** (tune: "If You're Happy and You Know It")

Before you sing each verse, tell the children what they will softly shout out the words in the parenthesis at the end of each sentence. Make an overhead with the words of the song so that all the teachers can sing along with you.

Noah built a giant ark as God had said. (God said!) (Pretend to hammer nails, then point to the sky.)
Noah built a giant ark as God had said. (God said!) (Pretend to hammer nails, then point to the sky.)
Noah built a giant ark, Noah built a giant ark,
Noah built a giant ark as God had said. (God said!) (Pretend to hammer nails, then point to the sky.)

V2 Noah walked into the ark as God had said. (God said!) (Point to sky.)
V3 Noah took all of his family along. (All eight!) (Hold up eight fingers.)
V4 The animals they all went in the ark. (Two by two!) (Walk two fingers.)
V5 The rain came down for forty days and nights. (And nights!) (Flash all ten fingers.)
V6 Noah sent the dove to find dry land. (Dry land!) (Flap your wings.)

V7 Noah built an altar and gave thanks. (To God!)

(Fold hands and bow head.)

V8 If you're thankful for the rainbow, clap your hands. (God said!)

(Make a wide arch with your arm.)



The Bears Go Marching (tune: "The Ants Go Marching")

The bears went marching two by two, God said, God said.

The bears went marching two by two, God said, God said.

The bears went marching two by two,

They listened to God when He told them to.

And the bears went marching up, to the ark, to Noah's ark. Boom, boom, boom. . .



Took:



"God's First People" Booklets: (AGEN03ECGF7) The children have been making booklets called "Genesis: God's First People." Children who have been absent the last two weeks can make their booklets this week. Let the children color the GF7 pictures that show how God kept His promise to keep Noah and his family safe on the ark. Talk about the Aim Questions as the children color. Let the children color a rainbow over the ark to remind them of God's promise. Add a nail or any other objects along with the GF7 picture in the children's third baggies in their booklets. Review previous lesson as the children look at the pictures and objects in their "God's First People" booklets. Keep the children's booklets in a safe place throughout the Genesis series.




God Keeps His Promises Bookmark Center: (AGEN03ECGF9) Cut one bookmark per child. Let the children color and decorate their bookmarks. Talk about God's promises being in the Bible and how God always keeps His promises. Older children can understand that the rainbow reminds us that God will keep His promise never to send another flood that covers the earth. Younger children can understand that God put the rainbow in the sky.




God's Promises Craft Center: Let each child make an umbrella out of a cupcake liner and a pipe cleaner. The children can color the liner with markers and glue the words on the top. Place a rainbow sticker on each umbrella. Push the pipe cleaner through the middle and make a tiny loop in the end over the top so it can't slip through. Form a curve in the other end of the pipe cleaner for the handle. Talk about God's promises in the Bible.



Complete the Maze Sheet: (AGEN03ECGF11) Color the pictures and draw a line from the animals to the ark. Have the children draw a rainbow over the ark (red, orange, yellow, green, blue, indigo, violet). Talk about God's promise to Noah. Talk about finding God's promises for us in the Bible.




Noah listened to God and obeyed Him.
Noah believed that God would keep His promise.

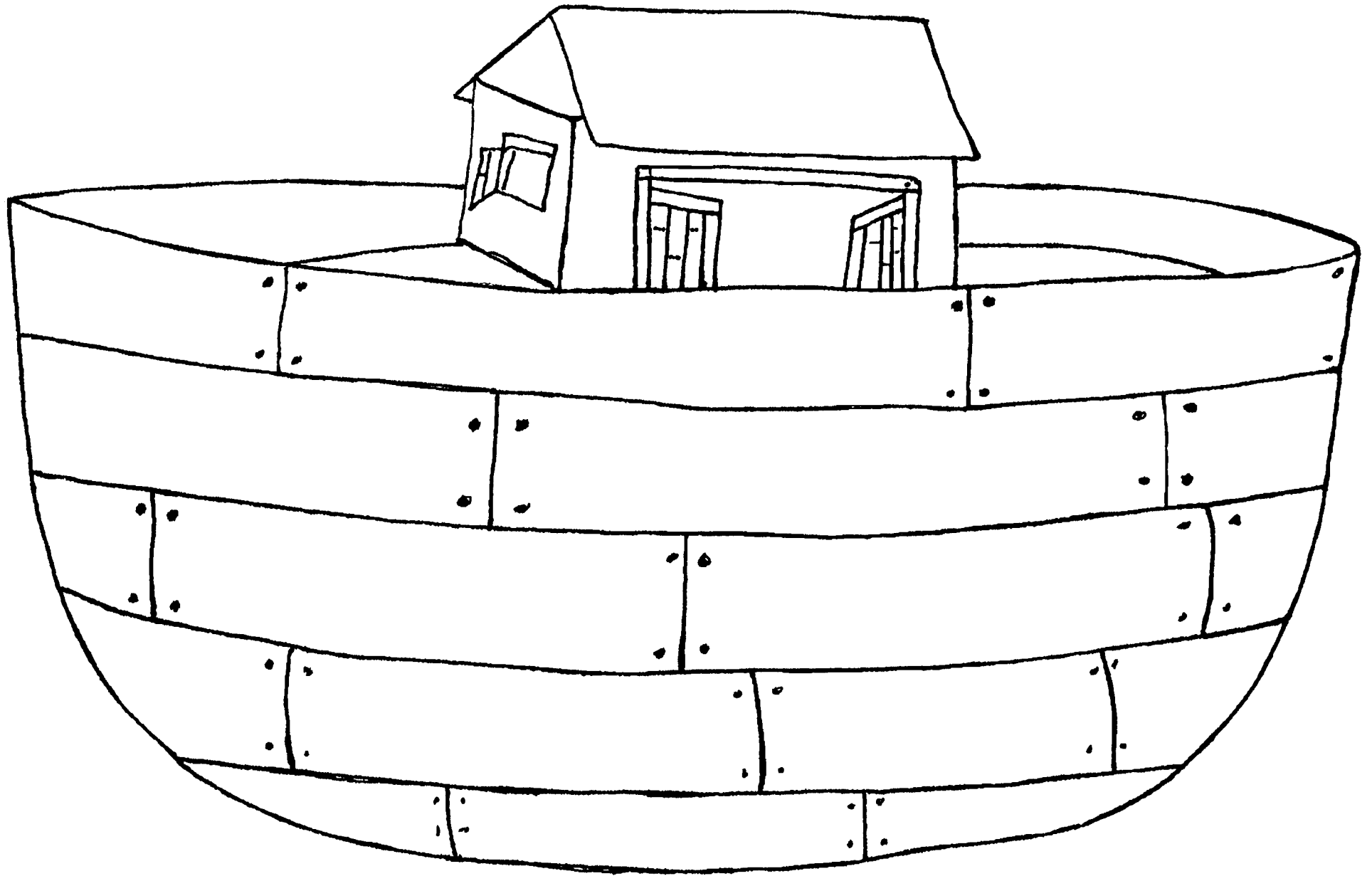


Noah did everything just
as God commanded him.


Genesis 6:22



Pairs of all
creatures entered the ark
as God had commanded.

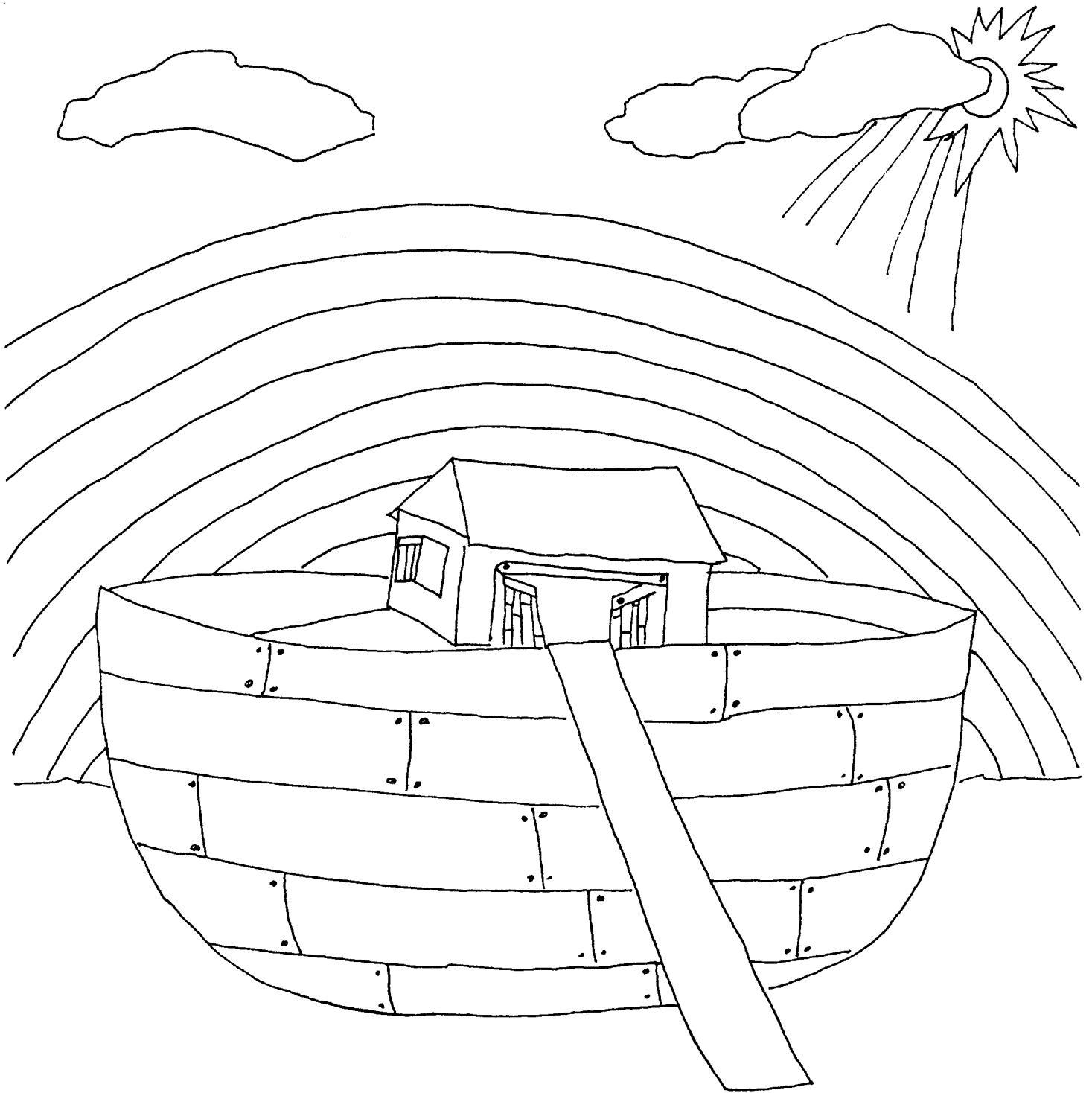


God kept His promise to save Noah's family on the ark.



AGEN03ECGF5

Noah and his family watched as the animals and birds went off to build their homes.




We remember God's promise when we see a rainbow.
In the beginning God created the heavens and the earth. Genesis 1:1



"God's First People" Booklet Page
Lesson 3


God always keeps His promises.



Genesis 6-8

In the beginning, God created the heavens and the earth. *Genesis 1:1*


God always keeps His promises.




Genesis 6-8

In the beginning, God created the heavens and the earth. *Genesis 1:1*


Animal Features and Patterns




Dog



Cat




Bear




Rabbit




Tiger




Monkey




Squirrel




Pig




Lamb




Mouse




Lion




Horse




Cow




Turkey




Elephant




Chicken




Bird




Owl




Duck




Fish




Snail



Turtle





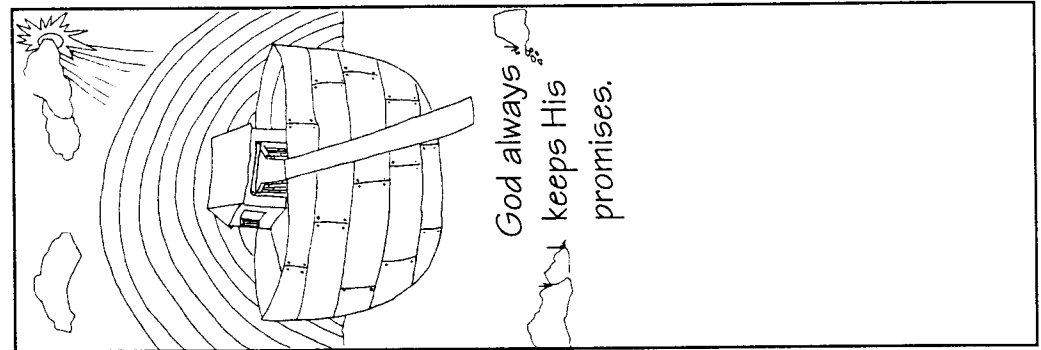
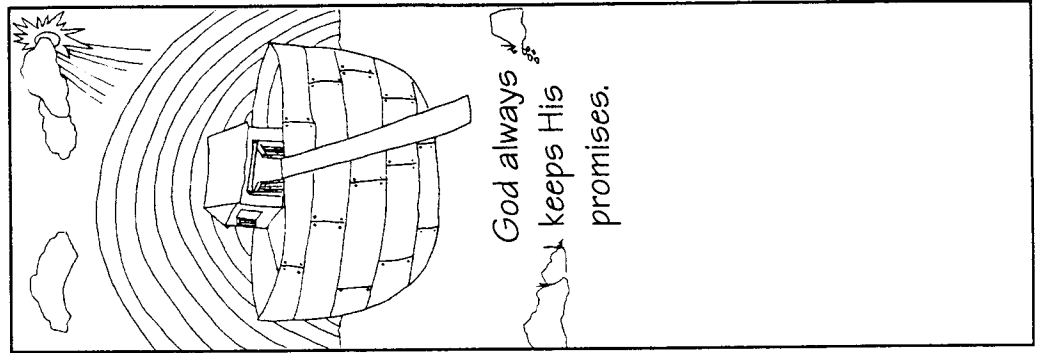


Caterpillar



Frog

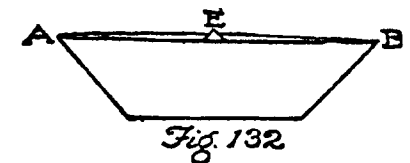
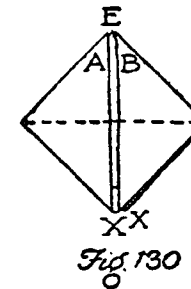
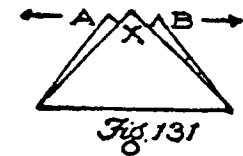
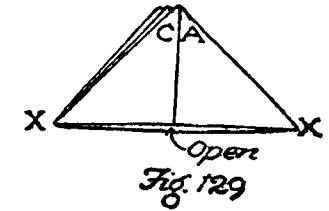
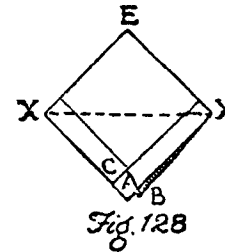
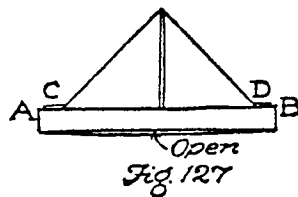
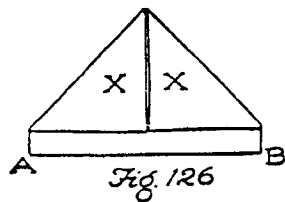
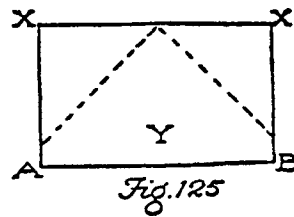
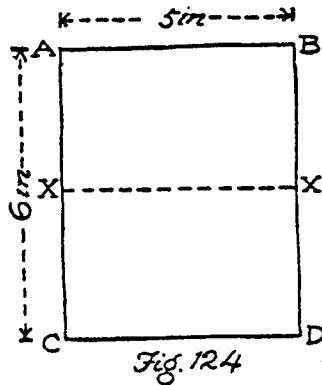
God keeps His promises
Bookmark



Paper Boat Instructions

THE BOAT

Take a piece of paper A. B. C. D., six inches by five inches (Fig. 124), and fold along dotted line X. X. so that A. B. falls on C. D. Fold points X. and X. along the dotted line so that they meet on centre line (Fig. 125) at point Y. You then have Fig. 126. Fold A. B. up on the two triangles X. and X. as far as the paper will go. Do the same with C. D. on the other side. You will then have Fig. 127. This is sometimes called a hat, but it is in an incomplete stage. Open out underneath between A. B. and C. D., as though to make a hat, but continue opening until the A. C. corner meets the D. B. corner. Press the paper flat. You then get Fig. 128. Now fold A. C. corner along the dotted lines



X. X. upon point E. Do the same on the other side with the corner B. D. You then have Fig. 129. This is the completed hat stage. Open out between X. and X. as before and bring these two points together once more flattening the paper (Fig. 130). Fold each point X. up on opposite sides so that they fall on E. covering points A. and B. on one side and C. D. on the other (Fig. 131). Now pull out A. C. and B. D. in opposite directions and you will have the boat (Fig. 132), point E. rising in the centre.

Note: If when folding up points C. A. and B. D. in Fig. 128, and the points X. X. in Fig. 130 you fold only to the dotted line instead of all the way to point E., the sides of the boat will come out much lower and point E. like a sail tip will come out much higher.