

December 13, 1998 Genesis 42-50
Early Childhood AGEN14EC
Joseph Was Reunited With His Family.

Materials I Need:

Memory Verses:

- 1. In the beginning God created the heavens and the earth. Genesis 1:1**
- 2. I will make you a great nation, and I will bless you. Genesis 12:2a**
- 3. I am with you and will watch over you wherever you go. Genesis 28:15**

Attribute of God emphasized in this lesson:

God has a good plan to save His people.

Aim Questions for 2's & 3's:

- 1. Were the children hungry during the famine?** *(Yes. There was not enough food for the families.)*
- 2. Did Joseph's brothers go to Egypt to buy grain for food?** *(Yes. There was grain in Egypt because God had given Joseph a good plan.)*
- 3. Did Joseph hug his brothers and cry when he told them who he was?** *(Yes. Joseph and his brothers were glad to see each other.)*
- 4. Did God have a good plan to take Jacob and his family to Egypt for food?** *(Yes. God gave Joseph a good plan to feed people during the famine.)*
- 5. Who always takes care of His people?** *(God)*

Aim Questions for 4's, 5's & K:

- 1. Why did Joseph's brothers go to Egypt and bow before Joseph?** *(There was a famine and the only food available was in Egypt. God had given Joseph a good plan to save His people.)*
- 2. What did Joseph ask his steward to put in Benjamin's sack?** *(The steward put Joseph's special silver cup in Benjamin's sack and accused him of stealing it.)*
- 3. How did Judah show Joseph that his heart had changed and that he wanted to do the right thing?** *(Rather than leave Benjamin as a slave, Judah cared about his father and offered to stay as a slave himself instead of Benjamin.)*
- 4. What happened when Joseph told his brothers who he was?** *(Joseph and his brothers hugged and cried. They were glad to see each other.)*
- 5. Why do you think Joseph forgave his brothers for being so mean to him?** *(Joseph knew that God had a good plan to save His people from starvation.)*

Key for symbols:

- This box symbol represents ideas that can be used for two-year-olds through kindergarten. Please remember to slow down the pace for two-year-olds and keep the pace moving for five-year-olds.
- ② This symbol represents ideas that are best used for two- and three-year-olds.
- ④ This symbol represents ideas that are best used for four-year-olds through kindergarten.

Hook:

- Wise Joseph Review:** "In our Bible Adventure last week, Joseph interpreted some dreams. Do you remember whose dreams he interpreted? That's right, the Pharaoh's dreams. Who told Joseph what

the dreams meant? That's right, God did. God made Joseph very wise. Let's sing 'Wise Joseph' from our lesson last week, to remind us what God did through Joseph."

- Play Dough Center:** Use play dishes and cooking utensils to cook up some "food" made with the play dough. Talk about Jacob's ten sons traveling to Egypt to get grain from Joseph so they could feed their families. Review the names of foods that were talked about last week that are made from different kinds of grains. Also, the names of the brothers could be assigned to the children as they sit around the table pretending to eat.
- Recognition Center:** Hold up pictures, one at a time, of items the children will be able to recognize. Have them call out what the object is. After several pictures, tell the children to stay quiet and just look at the picture without identifying it. In our Bible Adventure, we'll learn that Joseph recognized his brothers when they came asking for food but he didn't say anything to them. Talk about how hard it is to stay quiet when you know or recognize something.
- Dress Up Center:** Bring some dress up clothes to class and have several children dress up and be presented to the leader. The children could pretend to be Joseph in a colorful robe, then Joseph in drab clothes as a slave, and then Joseph in fancy clothes living in a palace in Egypt. Talk about how clothes can change the way we look just as we'll learn in our Bible Adventure today. Joseph was wearing really nice clothes and had power and responsibility so his brothers did not know him when they came to ask for grain.
- ② **Jacob's Family Move:** In the Bible Adventure, the children will learn that Jacob moved his family to Egypt where there was plenty of food for everyone. The people loaded all of their belongings onto carts for the long journey to Egypt. Let the children pile some toys and books onto their riding toys and push them to another area of the room and unload them. They could repeat the trip several times until they have all their things in "Egypt."
- ④ **Play Money for Groceries: (AGEN14ECGF10)** Children can color the coins and paper money on the GF10 page and tear them out. Place the money in their own paper bags or play purses to carry to the grocery store. In today's Bible Adventure, there is no grocery store for Jacob and his family and there is no food.
- ④ **Grocery Center:** Bring empty cans and boxes of food plus any plastic food or fruit that you might find. Set up a grocery store complete with cash register. Assign one child to be the cashier and the others to go and buy groceries with the play money they made. In today's Bible Adventure, there is no grocery store for Jacob and his family and there is no food.
- ④ **Paper Plate with Food:** Provide several magazines with pictures of food. Give each child a paper plate and let him find food he likes to eat and glue it on his plate. Tell the children that they will hear about some people who would have loved to have had that food to eat.
- ④ **Tape the Cereal in the Mouth:** Draw a face with an open mouth on a large piece of butcher paper on the wall. Let blindfolded children tape pictures of cereal from a magazine on the mouth. Talk about what a famine is like and how there can't be any cereal if the grain doesn't grow.



Book:

Presentation Ideas -

- Wear a beautiful robe, a gold chain around your neck, and a ring on your finger and tell the story as though you were Joseph.
- Color and mount the **AGEN14ECGF1**, **AGEN14ECGF2**, **AGEN14ECGF3**, and **AGEN14ECGF4** pictures on construction paper. Show them as you tell the Bible Adventure. Save them for review in the coming weeks.
- ④ Bring two gunny sacks, one empty and one full of grain or rice. Show the empty sack when you talk about the famine. Open the full sack and put a cup in it when you come to the part in the story where the cup is put in Benjamin's sack.

Bible Adventure for 2's & 3's -

(Show the AGEN13ECGF2 review picture of the skimpy grain.) During the seven years of famine, the heads of grain were skinny and the families were hungry. (Rub your tummy.) The children cried, "I'm hungry! Please give me food!" (Look in a gunny sack and show that it is empty.)

(Show the AGEN13ECGF4 review picture.) The Egyptian daddies went to Joseph and said, "Please sell us some food from the big piles of grain." Joseph was glad to sell the people food. (Pour grain or rice into the empty sack.)

(Show an empty plate.) There was not enough food in the land of Canaan, where Joseph's family lived. Jacob's sons and their families were hungry, too. Jacob said to his ten sons, "Go to Egypt and buy grain for our families.

Jacob's ten sons walked to Egypt. (Walk your fingers on your arm.)

(Show the GF1 picture.) Joseph's brothers found the man in charge of grain, but they didn't know it was their brother, Joseph. Joseph didn't tell them who he was. He wanted to surprise them later.

Joseph said to his brothers, "Here is grain for your families. (Hand over a full sack of grain.) Next time you come to Egypt for grain, bring your youngest brother Benjamin back with you."

Joseph's brothers took the grain back to Canaan. Their families were happy to eat the food from Egypt. (Show a plate with a piece of bread on it. Eat the bread on the plate.)

(Show an empty plate.) Before long, the grain was gone, and Jacob said to his sons, "Go back to Egypt and buy more grain. Benjamin may go with you."

Joseph's eleven brothers walked to Egypt and bowed down before his brother. When Joseph saw his youngest brother Benjamin, he had to tell Benjamin who he was. Joseph said, "I am your brother, Joseph."

(Show the GF2 picture.) Joseph and Benjamin hugged and cried. They were so glad to see each other. Joseph hugged his brothers and forgave them for being mean to him.

Joseph said, "God gave me a good plan so that we would have food. Go and bring our father down to Egypt where there is plenty of food."

(Show the GF3 picture.) Joseph's brothers hurried back to Canaan to tell their father. They said, "We saw Joseph! He's alive in Egypt!" Jacob could not believe his ears. Joseph was alive in Egypt? How could this be?

(Show the GF4 picture.) Jacob and all his family were loaded onto carts and went to Egypt to live. When Joseph saw his father, he ran to him and hugged him and cried for a long time. How happy Joseph was to see his father! How happy Jacob was to see his son!

God had a good plan to help His people have food during the hungry years.

Prayer: Dear God, thank You for taking care of Joseph in Egypt and for having a good plan to take care of Your people during the hungry years. Your plan is always best. Thank You, in Jesus' name, Amen.

Bible Adventure for 4's, 5's, & K -

(Show the AGEN13ECGF2 review picture of the famine.) During the seven years of famine, the ears of grain were skinny and the families in Egypt were hungry. The children cried, "I'm hungry! Please give me food!" (Look in a gunny sack and show that it is empty.)

(Show the AGEN13ECGF4 review picture.) The Egyptian daddies went to Joseph and said, "Please sell us some food from the big piles of grain." Joseph was glad to sell the people food. He was glad that God had a good plan to save people from starving to death. (Pour grain or rice into the empty sack.)

(Show an empty plate.) There was not enough food in the land of Canaan, either. Jacob's sons and their families were hungry, too. Jacob said to his ten sons, "Go to Egypt and buy grain for our families. Benjamin is too young to go. He will stay here with me. If anything happened to Benjamin, after losing Joseph, I would be too sad." (Ask the children, "Do we have anyone named Benjamin in our class?")

Jacob's ten sons walked to Egypt. (Walk your fingers on your arm.)

(Show the GF1 picture.) Joseph's brothers found the man in charge of grain, but they didn't know it was their brother, Joseph. Joseph recognized his ten brothers but he didn't tell them who he was. Joseph wanted to see if their hearts were still as mean as they had been before. Joseph had a plan to help his brothers learn how to be kind.

Joseph spoke harshly to his brothers and said, "You are spies from Canaan! You came to take over our land of Egypt!"

Joseph's brothers said, "No, my lord. We are not spies. We have come for food for our families."

Joseph said to his brothers, "I don't believe you. If you are not spies, then tell me about your family. Do you have a father and do you have any other brothers?"

The brothers said, "We have an old father and a younger brother back in Canaan. We are not spies. We have come to buy food."

Joseph said, "I will make sure you are not spies. I will keep one of you in jail here in Egypt while you take the food back to your families. Next time you come to Egypt for grain, you must bring your youngest brother with you."

Joseph's brothers were afraid and remembered how scared Joseph was when they sold him as a slave. They said to each other, "God is punishing us for hurting Joseph. Now we are in trouble." They left their brother Simeon and started back to Canaan. (*Hand over a full sack of grain.*)

(*Show the GF3 picture.*) When they arrived home in Canaan, the brothers said to their father, Jacob, "The man who sold us grain called us spies and kept Simeon in jail. He said that next time we come for grain, we must bring Benjamin."

Jacob was very sad. He said, "Joseph is gone and now Simeon is gone, and now you want to take Benjamin! I will not let Benjamin go because if anything happened to him, I would die. No! He cannot go."

(*Show a plate with a piece of bread on it. Eat the bread on the plate.*) Before long, the grain was gone, and Jacob's family was getting hungry. Judah said to his father, "We must go to Egypt for food and we must take Benjamin. I promise that I will make sure that nothing happens to Benjamin."

Jacob didn't really trust his sons but finally he said, "Benjamin will go with you to Egypt, but if anything happens to him, I will die."

Joseph's eleven brothers walked to Egypt. When Joseph saw his youngest brother Benjamin, he said to his steward, "Take them to my house and feed them." The brothers were afraid because they knew that something was happening.

The steward brought Simeon out of jail to his brothers and seated them at Joseph's table in the order of their ages, from the oldest to the youngest. The brothers looked at each other in amazement and wondered how the steward knew their ages. When the servants filled the plates with food, they filled Benjamin's plate with five times as much food as the other brothers. Joseph wondered if his brothers would be jealous of Benjamin and treat him the way that they had treated him when they were jealous of his special coat. Were their hearts different now or were they still mean? God was going to soften their hearts.

After everyone had eaten, Joseph said to the steward, "When you put the sacks of grain on the carts for my family, put my special silver cup in Benjamin's bag. We will see what my brothers do then."

After Joseph's brothers had started on their way back to Canaan, his steward rode out to them. He said, "Why did you steal my master's special cup? That is a very bad thing to do."

Joseph's brothers said, "We would never do such a thing. Why do you say we have stolen your master's cup?"

The steward said, "We will search your sacks. Whoever has the cup will become Joseph's slave."

The steward looked in every sack and when he came to Benjamin's sack, there was the cup! The brothers tore their clothes, they were so upset. They didn't understand what was happening. They were afraid.

When they all arrived back at Joseph's house, Joseph kept pretending not to know who his brothers were. He said to them, "How could you do such a thing?"

Judah answered him and said, "We did not take the cup, but God is punishing us. We are all your slaves."

Joseph said, "No, just the one who stole my cup is my slave. The rest of you can go back home."

Judah answered, "I promised my father that nothing would happen to Benjamin. I gave him my word. I cannot go back home without Benjamin. Please let me stay as your slave and send the boy back home. I cannot bear to see my father's sadness if Benjamin doesn't come home."

Then Joseph knew that his brother's heart had changed. Judah was willing to do the right thing and sacrifice himself for his father.

Joseph could not keep his secret any longer. He asked all of his Egyptian servants to leave the room. Then Joseph cried out loud as he told his brothers who he was.

"I am your brother Joseph, the one you sold into Egypt!" His brothers were really afraid then because they had been so mean to him.

Joseph said, "Don't be afraid. I forgive you for selling me as a slave. God had a good plan to bring me to Egypt to save His people from starving to death. There will be five more years of famine. Go back to my father and tell him that I am alive. Bring him and all your families to Egypt. I will take care of you and give you food."

(*Show the GF2 picture.*) Then Joseph hugged Benjamin and cried. He hugged each of his brothers and cried. Joseph was so happy to talk to his brothers. They talked for a long time.

Joseph's brothers hurried back to Canaan to tell their father that Joseph was alive. (*Show the GF3 picture.*) Jacob could not believe his ears. Joseph was alive and in charge of all Egypt? How could this be?

(Show the GF4 picture.) Jacob's family packed up all their belongings and animals and headed for Egypt. When Jacob saw Joseph, they hugged and cried for a long time. It was so good for Joseph to see his dad again. Jacob was so glad to see his son again. God had a good plan to help His people have food during the famine years.


Joseph settled his father and brothers in the best part of Egypt where they could live and take care of their animals. Jacob lived many years in Egypt before he died. God had kept His promise to be with Jacob wherever he went. God was also with Joseph until he died in Egypt.

Prayer: Dear God, thank You for taking care of Joseph in Egypt and for having a good plan to take care of Your people during the famine years. Your plan is always best. Thank You, in Jesus' name, Amen.



Look:

- Memory Verse Review:** "Did God protect Jacob's family during the famine? Yes, God used Joseph to provide food for Jacob's family during the famine. God was watching over Jacob's family just like He had promised to do. Let's sing our memory verse song, 'Genesis 28:15' which tells of God's promise to Jacob's family." Sing the memory verse song from AGEN09EC. For fun, tell the four- and five-year-old children you are going to take some pretend trips, so they are to think about someplace they want to go. With children marching in place and singing the memory verse song, stop occasionally and ask another child where they want to travel.
- "My Genesis Book of Joseph" Center: (AGEN14ECGF7, AGEN14ECGF8, and AGEN14ECGF9)** Make a booklet of the story of Joseph from the GF7, GF8 and GF9 pages. Cut one half of the GF7 page per child to fold for a cover for the booklet. Copy one GF8 and one GF9 page per child. Fold the pages in half and then fourths so that the number one picture is the first page of the booklet and the number three picture is the first picture of the middle section of the booklet. After inserting the folded GF9 page (beginning with picture number three) in between the folded GF8 page, add the cover and staple along the left side of the booklet. Let the children color the pictures and tell the story of Joseph. Encourage them to ask their parents to read the story book to them at home.
- "Joseph and Benjamin Are Reunited" Activity Center:** Have the children move around the room to music. When the music stops, the children quickly find a partner and stand facing each other, touching hands to hands. Joseph and Benjamin have found each other! The next time the music stops, try to find a different partner and stand back to back. Repeat as time allows, also trying elbows to elbows, shoulder to shoulder, head to head, and knees to knees. The leaders can fill in to allow everyone to have a partner each time.
- Memory Verse Review:** Open the Bible to Genesis 28:15 and, as the verse is being said, walk by each child to show him the verse and have him touch it in the Bible. The verse could be underlined or highlighted. Talk about the good plan God had for Joseph to help save His people. Let all the children say the verse together and then allow individuals to repeat the verse.
- Scavenger Hunt:** Find pictures of places the children might go or things they might be doing (traveling in an airplane, camping, visiting a park, sleeping, playing, etc.) Let them hide these pictures around the room, remembering which are their pictures. When you give the signal, they all find their pictures and return to their chairs. They each get to share about their picture repeating the phrase, "God knows where I am and what will happen to me." God helped Joseph be wise while he was in Egypt.
- Snack Center:** Serve pieces of bread for snack today. When the bread is gone, talk about the famine that came to Jacob's family in the land of Canaan. They had no more bread. Tell the children that we don't have a famine in our country. Reach into a sack and bring out more bread. Talk about how Joseph's brothers had to ride all the way to Egypt to get grain for bread. We can just go to the grocery store.
- Role Play Activity:** Divide the class into Joseph and his helpers, plus Jacob and the brothers. Narrate a simplified story as the children act it out. Joseph and his helpers could wear turbans from strips of material while the brothers wear a paper sack vest.
- Bean Bag Toss Review:** Place the Genesis review pictures on the floor and ask children to toss a bean bag on them in the order that they happened, telling you what the picture is about. For younger children, place the pictures in the order that they happened.

 **Finger Play:** Ask children to name their favorite fruits and repeat the following finger play. Then talk about how there were no apples on the trees, no bananas on the trees, etc., because there was a famine in Egypt and Canaan.

Way up high in an apple tree (*Point up.*)

Two red apples smiled down at me. (*Hold up two fingers.*)

I shook that tree as hard as I could. (*Hold hands together and "shake" a tree.*)

Down came the apples and, mmm, were they good! (*Rub your tummy.*)

④ **Large Muscle Activity:** If you are familiar with the song "Johnny Works With One Hammer," you might use the same body motions while substituting the following words:

Joseph fed with one sack, with one sack, with one sack.

Joseph fed with one sack, then he shared with two, etc.

④ **Writing on Backs:** Seat the children on the floor all facing in one direction with their legs crossed in front of them and looking at the back of the child in front of them. As you make review statements about the story, they draw a happy face on the back of the next person if it is a true statement and a sad face if it is wrong. Ask if anyone had a sad face. Was the statement true or false?

④ **Picture Sharing:** Show a picture of a family of all different ages. Talk about the children not knowing where they will be or what they will be doing when they are as old as the people in the picture, but that God knows. God knows everything. He has a plan for our lives and it is the best one for us.

④ **Surprise Rubbing:** On a firm sheet of paper, with a fine line of glue, draw some stalks of wheat and some stick people. Let the glue dry. Place a sheet of typing paper over this and let the children rub over it with the side of a crayon. Soon they will reveal the picture as you review the Bible Adventure with the children. Talk about the grain that didn't grow and the famine in the land. Joseph's brothers traveled to Egypt to get food. Make enough of these rubbings for all the children at one table. Rotate the other children to this table as one group finishes.

④ **Pull the String Review:** On a string, attach (with tape or a knot) the following: a sack of grain, a coin, a picture of a dead wheat field, a picture of brothers, a sad face, a silver cup, a picture of a table with food on it, and a picture with people hugging. Review the Bible Adventure together as each item is revealed, talking about how it relates. Let the children give each other a group hug.

④ **Grocery Center:** Place pieces of paper in a basket with numbers 1-10 on them plus several blanks. Those children picking out a number get to be the brothers and act out going to a teacher (or designated Joseph) and asking for food. Repeat, letting a different group of children have a turn.

④ **I Spy:** The leader will look around the room and find an object that is a certain color or shape and say, "I spy something round, blue, long, etc.," The children can make guesses until they guess what it is or are told by the leader. Repeat the process. In the Bible Adventure, Joseph accused his brothers of being "spies." He said they were secretly watching what was going on in Egypt when they really only wanted food to take back to their families. Show the children the AGEN14ECGF1 picture and ask the children why they think Joseph recognized his brothers but none of the ten brothers recognized or knew who Joseph was. (Joseph was dressed in Egyptian clothes, he was powerful, he had grown into a man, he was believed to be dead, etc. The brothers had come from Canaan, they looked the same only a little older, there were ten of them, etc.)

④ **Duck, Duck, Goose:** Use the following words instead of "Duck, Duck, Goose:"

Hungry, hungry, Egypt.

Brother, brother, hug.

Judah, Benjamin, Joseph.

Songs:

 **Ben, Ben** (*Tune: "Row, Row, Row Your Boat"*)

Ben, Ben, Benjamin,

Joseph missed you so!

He forgave his brothers all,

To Egypt you did go.

Ben, Ben, Benjamin,
Now there's food to eat.

Joseph did what God had planned,
What a mighty feat!


Explain that a feat is a mighty act of God. Joseph told his brothers that it was God's plan that he be in Egypt with the food required to keep God's people from starving to death.




Took:

- “God’s First People” Booklets: (AGEN14ECGF5)** The children have been making booklets called “Genesis: God’s First People.” Let the children color their GF5 pictures of Joseph with his eleven brothers. Talk about the Aim Questions as the children color. Review previous lessons as the children look at the pictures and any objects you may have given them to put in their “God’s First People” booklets. Keep the children’s booklets in a safe place throughout the Genesis series.
- Joseph Clothespin Puppet (AGEN14ECGF6)** Materials: A spring-type clothespin, a 4 x 7-inch piece of construction paper, crayons, scissors, glue. Procedure: Round the ends of construction paper to make an oval shape as shown in sketch A of the GF6 page. Fold the paper to make a mouth as shown in sketch B. Draw facial details (sketch C). Apply glue to the back of the face along the fold (sketch D). Insert the folded paper into the clothespin. Allow the glue to dry. Let the children pretend that their puppets are Joseph talking to his brothers. Have the puppets say the memory verse together or sing the memory verse song.
- ④ **“Wherever I Am” Mobile:** Cut a paper plate in half. Attach a piece of yarn in a hole at the top of the curved part for a hanger. Glue the memory verse on the plate and attach pictures of places children might be along the cut edge of the plate with pieces of yarn.
- ④ **“God Has a Plan” Wheel:** Around the outside of a paper plate, glue pictures of a child, a family, a couple of friends, Joseph, and Joseph’s brothers. Place another paper plate on top of this that has a wedge cut out of it that allows you to uncover one picture at a time. Use a brad paper fastener to attach the plates together in the center. Glue the following words on the top plate: “God has a plan for...” Talk with the children about how God has a plan for each one of their lives.
- ④ **Placemat Center: (AGEN14ECGF1)** Using one or more of today’s pictures that the children have colored, attach the papers to a firmer piece of paper and cover them with clear contact paper, or press them between two sheets of waxed paper with a warm iron. Put the memory verse on the back.


Joseph's brothers came to Egypt
to buy food from Joseph.






Joseph hugged his brothers and was glad to see them.

AGEN14ECGF2




Jacob's sons brought back food from Egypt.



Jacob and his sons
moved their families
to Egypt.


"God's First People" Booklet Page
Lesson 14

God had a good plan to save His people.
Genesis 42-50



Joseph's brothers came to Egypt for food.
I am with you and will watch over you wherever you go. *Genesis 28:15*

God had a good plan to save His people.
Genesis 42-50

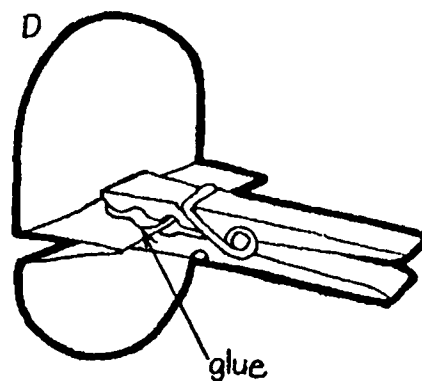
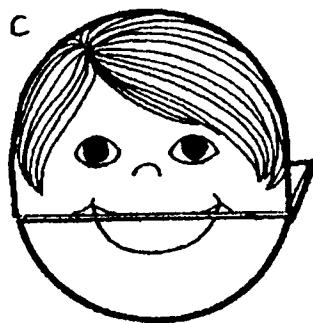
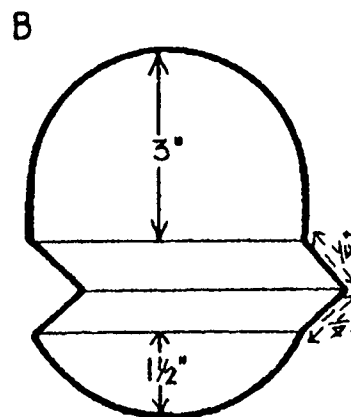
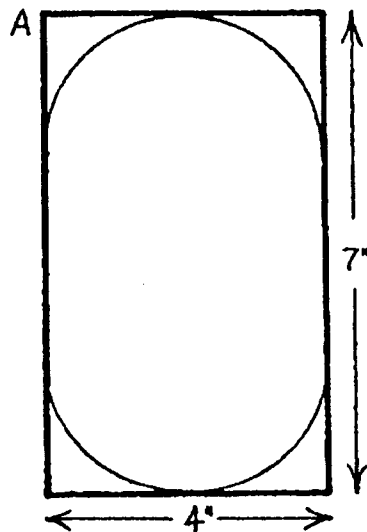


Joseph's brothers came to Egypt for food.
I am with you and will watch over you wherever you go. *Genesis 28:15*

Joseph Clothespin Puppet

Materials: A spring-type clothespin, a 4 x 7-inch piece of construction paper, crayons, scissors, glue.

Procedure: Round the ends of construction paper to make an oval shape as shown in sketch A. Fold the paper to make a mouth as shown in sketch B. Draw facial details (sketch C). Apply glue to the back of the face along the fold (sketch D). Insert the folded paper into the clothespin. Allow the glue to dry. Let the children pretend that their puppets are Joseph talking to his brothers. Have the puppets say the memory verse together or sing the memory verse song.



This book
belongs to

My
Genesis
Book of
Joseph

This book
belongs to

My
Genesis
Book of
Joseph




8. Joseph forgave his brothers.




Joseph's brothers were jealous of Joseph's coat.

1.



7. Joseph's brothers went to Egypt to buy food.



Joseph's brothers sold Joseph as a slave.

2.




Joseph was in charge of collecting grain.



Joseph prayed to God in Egypt.

The Pharaoh's dream told about the famine.



Joseph told the Pharaoh his dream.

