

December 6, 1998

Genesis 40-41

Early Childhood

AGEN13EC

Joseph Became Pharaoh's Right-Hand Man.

Materials I Need:

Memory Verses:

1. In the beginning God created the heavens and the earth. Genesis 1:1
2. I will make you a great nation, and I will bless you. Genesis 12:2a
3. I am with you and will watch over you wherever you go. Genesis 28:15

Attribute of God emphasized in this lesson:

God knows everything that will happen.

Aim Questions for 2's & 3's:

1. Was God with Joseph while he was in Egypt? *(Yes. Sing the third memory verse song.)*
2. Did God tell Joseph the meaning of the Pharaoh's dream? *(Yes. God knows everything and has all the right answers.)*
3. In the Pharaoh's dream, did the seven skinny cows eat the seven fat cows? *(Yes. Show the GF2 picture.) Did the seven skinny heads of grain eat the seven fat heads of grain? (Yes. There would be seven years of much food and then seven years of little food.)*
4. Did God make Joseph wise so that there would be enough food for all the hungry people? *(Yes. Joseph asked the cities to save big piles of grain for the years when the crops would be "skinny.")*
5. Who knows everything that will happen? *(God)*

Aim Questions for 4's, 5's & K:

1. What was the cupbearer's dream and how did Joseph know the meaning of the dream? *(The cupbearer saw three grapevines with grapes. God told Joseph the meaning of the dream.)*
2. Did the cupbearer remember Joseph after he got out of jail? *(No. The cupbearer forgot about Joseph but God did not forget him.)*
3. What was the Pharaoh's dream and what did it mean? *(Seven skinny cows ate seven fat cows and seven skinny heads of grain swallowed seven fat heads of grain. There would be seven years with plenty of food and then seven years with little food.)*
4. How did God bless Joseph in Egypt? *(God gave Joseph a wise famine relief plan and the Pharaoh put him in charge of the plan to save people's lives.)*
5. Who knows everything that will happen? *(God)*

Key for symbols:

- This box symbol represents ideas that can be used for two-year-olds through kindergarten. Please remember to slow down the pace for two-year-olds and keep the pace moving for five-year-olds.
- ② This symbol represents ideas that are best used for two- and three-year-olds.
- ④ This symbol represents ideas that are best used for four-year-olds through kindergarten.

Hook:

Jail Center: Put as many children as possible in a large box used as a jail (or the Jail Box available in the preschool) all at the same time. Pretend to arrest them on false charges (too tall, blond hair, smiles too much, etc.) and explain how Joseph was put in jail although he had done nothing wrong. After a short time let them out to be arrested again. Make this fun, not scary.

Stamps and Tempera Paint Center: The Pharaoh had a very special ring that could make a design on paper. His stamp would mean the same thing as if he had written his name. Let the children experiment with one or two stamps, overlapping them or using one or two colors to come up with a design that would represent their name. Let them try several different ideas and choose their favorite one. In today's Bible Adventure, the Pharaoh gave his special ring to Joseph which gave Joseph power over the whole land of Egypt.

Stalks of Grain Activity: Bring stalks of different kinds of grains, if possible, or at least the stalks and heads of one kind of grain. Let the children hear the names of the different kinds of grains. Show the children how we get grain from the heads. Grind some grain to make flour. Be sure and make the connection between the grain and the food that comes from grain. Talk about famine and how during a famine, there isn't enough grain to make food for hungry people. In the Bible Adventure today, they will hear about a famine in Egypt.

Dress-Up Center: Bring rings, beads, and colorful robes for the children to wear. Let them pretend to be the king, or Pharaoh, of Egypt. Let the other children bow before the Pharaoh. The king had a very special ring that was like his signature. When he used his ring as a stamp, people had to do what he said. Say the word "Pharaoh" often so that the children will become familiar with the meaning of the word.

Song Review: "Do you remember what happened to Joseph in our Bible Adventure last week? That's right, his brothers sold him as a slave and he was taken to Egypt. That wasn't a very nice thing to do, was it? But, God was still with Joseph and He was watching over Joseph in Egypt, just as He had promised. Let's sing our memory verse song, 'Genesis 28:15' and remember the promise that God made to Jacob and his family."

④ **Dream Center:** Bring several pillows to class and have the children lie down and stay quiet for awhile to "dream." On a signal from the leader, have the children awaken and stretch and take turns telling about their respective "dreams." Encourage ideas that are ridiculous or far-fetched. In the Bible Adventure today, they will learn that the king of Egypt, the Pharaoh, had a very real dream that he could not understand. God allowed Joseph to know the truth about the Pharaoh's dream.

④ **Feeling and Smelling Center:** Provide brown paper sacks with different fruits (grapes, banana, orange, apple) and grains (rice, corn kernels, beans). Include grape, apple, and orange juice in bottles. Be sure to cover the bottles so they can't see what they are smelling! Let children take turns trying to identify the items. Tell them to listen for some of them in the Bible Adventure today.

④ **Kitchen Center:** At the kitchen center, let the children pretend to be the cupbearer whose job was to serve the Pharaoh in Egypt. Using a pitcher and glasses or cups, have children take turns pretending to be the cupbearer, serving the others at the table. First, the cupbearer had to take a sip to see if the grape juice was safe for the Pharaoh. The server can decide whether it is safe. "In today's Bible Adventure, we will hear more about the cupbearer in Egypt. Listen carefully to find out what happened."

④ **Fat and Skinny:** Provide crayons for the children to color on a large piece of butcher paper taped to the wall. See if the children can draw seven fat cows, seven skinny cows, seven fat heads of grain, and seven skinny heads of grain. Show the GF2 picture as an example.

④ **Gold Chains:** Using gold gift wrap paper cut in 4" x 1" strips, guide the children in making chain necklaces. Put these aside until after the Bible Adventure. See the Look section for using the gold chains later.



Book:
Presentation Ideas -

- Put on a beautiful robe, a gold chain around your neck, and a ring on your finger when you come to the part where Joseph is elevated to second in command of all Egypt.
- Color and mount the **AGEN13ECGF1**, **AGEN13ECGF2**, **AGEN13ECGF3**, and **AGEN13ECGF4** pictures on construction paper. Show them as you tell the Bible Adventure. Save them for review in the coming weeks.
- ④ Bring a cluster of grapes. Eat one as you talk about the cupbearer. You may want to squeeze juice out of one or two.

Bible Adventure for 2's & 3's -

(Show the *AGEN12ECGF1* review picture.) Joseph's father, Jacob, gave him a beautiful robe to wear. Joseph's brothers hated him when they saw him wearing the robe.

(Show the *AGEN12ECGF4* review picture.) Joseph's brothers sold him to men who were going with their camels to Egypt. Joseph was sad and missed his father, but God was with him in Egypt.

Joseph worked very hard and did a good job because God was with him and blessed him.

(Lay your head on your hands as though sleeping. Show the *AGEN13ECGF2* picture.) One night, the Pharaoh, who was the king of Egypt, had a dream. When he woke up in the morning, (Rub your eyes.) he wondered what the dream meant. Pharaoh called in all of his wise friends to help explain to him the meaning of his dream.

Pharaoh said, "What does my dream mean?" (Shake your head.) None of the Pharaoh's helpers could tell him about his dream because they didn't know the true God. Only God knows all the answers.

One of the Pharaoh's friends said, "I know a man named Joseph who knows God. Maybe he can tell you the meaning of your dream."

The Pharaoh sent for Joseph and said, "Can you tell me the meaning of my dream?"

Joseph said, "God will give you the answer to your dream. God knows everything and has all the answers."

(Point to the cows in Pharaoh's dream.) The Pharaoh said to Joseph, "In my dream, I saw seven fat cows walk up out of the river. Before long, seven skinny, hungry cows came up out of the river and ate the fat cows." (Gulp! Pause and have all the children rub their tummies as though full.)

(Point to the grain inset picture.) "Then in my dream I saw seven healthy, big heads of grain growing on a stalk. After them, I saw seven other skinny, small heads of grain on another stalk. The seven thin heads of grain gobbled up the seven good heads of grain. (Gulp! Rub your tummy.) Then I woke up and I don't know what the dream means."

Joseph said to the Pharaoh, "God knows the answer. God is telling you that for seven years (Hold up seven fingers and count them--1-2-3-4-5-6-7 years.) there will be plenty of grain for food. (Point to the fat heads of grain.) People and animals will have more than enough food to eat. After that, (Point to the shriveled grain.) there will be seven years of no rain and shriveled grain. All of the people and animals will be hungry." (Point to the skinny cows.)

Joseph said to the Pharaoh, "Choose a wise man who will make big piles of grain during the seven good years so that there will be food to eat during the seven bad years."

The Pharaoh said, "You are wise, Joseph, because you listen to God's words. I choose you to help the people save food for the seven bad years."

(Put on a fancy robe and a gold chain. Put a ring on your finger--a very special ring--the Pharaoh's ring.) The Pharaoh took off his ring and put it on Joseph's finger. He dressed Joseph in robes of fine linen and put a gold chain around his neck.

(Show the *AGEN13ECGF3* picture.) Joseph rode in his chariot from town to town and said, "Make big piles of grain outside your city. Save the grain for seven years."

Everyone obeyed Joseph and made big piles of grain outside their cities. Every year, the piles got bigger and bigger and bigger. (Count to seven.)

There was food for everyone because God had told them what was going to happen. God knows everything and helped Joseph be wise.

Prayer: Dear God, thank You for taking care of Joseph in Egypt. You blessed him and helped him be wise. Thank You, in Jesus' name, Amen.

Bible Adventure for 4's, 5's, & K -

(Show the *AGEN12ECGF1* review picture.) Joseph's father, Jacob, gave him a beautiful robe to wear. Joseph's brothers hated him when they saw him wearing the robe.

(Show the AGEN12ECGF3 and AGEN12ECGF4 review pictures.) Joseph's brothers sold him to Midianite spice traders who were going with their camels to Egypt. Joseph was sad and missed his father, but God was with him in Egypt.

(Show the AGEN12ECGF4 review picture.) Life was not fair for Joseph when he worked for Potiphar. Potiphar's wife lied about Joseph and he was put in jail although he had done nothing wrong.

God was with Joseph in jail. The jailer liked Joseph and let him take care of the other prisoners in the jail.

(Show the AGEN13ECGF1 picture.) One of the prisoners in the jail was a cupbearer whose job, before he had been put in jail, was to bring drinks to the king of Egypt. One night while the cupbearer was in jail, he had a dream. He dreamed about a vine that had three branches with grapes on them.

In the cupbearer's dream, he squeezed some grapes into a cup and gave the cup to the Pharaoh, the king of Egypt. Then the cupbearer woke up. The cupbearer wondered about the dream and had a sad face when Joseph saw him the next morning.

Joseph asked the cupbearer, "Why do you have a sad face?"

The cupbearer said, "I had a dream last night about a vine with grapes on the branches and I don't understand what it means."

Joseph said to the cupbearer, "Tell me your dream. God has all the answers and will give you the meaning of your dream."

The cupbearer told Joseph the dream. God gave Joseph the meaning of the dream because God knows everything.

Joseph said to the cupbearer, "Your dream means that you will go back to your old job of bringing drinks to the Pharaoh. You will get out of jail. That is good news! But, cupbearer, when you go back to the Pharaoh, will you please ask him to help me get out of jail? I have done nothing wrong."

When the cupbearer got out of jail, he forgot all about Joseph. (Make a sad face.) For two years, Joseph stayed in jail, forgotten by the cupbearer. But God didn't forget about Joseph. He was watching over him and blessing him.

One night in his palace, while the Pharaoh was sleeping, he had a dream. The dream had two parts and when the Pharaoh woke in the morning, he was so bothered that he called in all of his wise men to explain the meaning of the dream. None of the king's helpers could tell him the meaning of his dream.

Then the cupbearer remembered Joseph in the prison. The cupbearer said to the Pharaoh, "There is a man named Joseph in prison who told me the meaning of my dream. Maybe he can tell you the meaning of your dream."

The Pharaoh sent to the jail for Joseph. When Joseph had shaved and showered, the Pharaoh said to him, "I have had a dream that no one understands. My cupbearer tells me that you can tell me the meaning of my dreams."

Joseph said, "I cannot do it, but God knows everything. He will give you the answer to your dream."

(Show the GF2 picture.) The Pharaoh said to Joseph, "In my dream, I saw seven fat cows walk up out of the river and begin eating grass on the shore. (Make eating noises with your mouth.) Before long, seven skinny, hungry cows came up out of the river and gobbled up the fat cows. (Gulp! Pause and have all the children rub their tummies as though full.)

Then in my dream I saw seven healthy, big heads of grain growing on a stalk. After them, I saw seven other skinny, small heads of grain on another stalk. The seven thin heads of grain gobbled up the seven good heads of grain. (Gulp!) Then I woke up and no one can tell me what the dream means."

Joseph said to the Pharaoh, "God is telling you what He is planning to do. For seven years, there will be plenty of grain for food. People and animals will have more than enough to eat. After that, there will be a famine for seven years throughout Egypt. The grain will wither up and the people and animals will go hungry."

Joseph continued, "You must choose a wise man who will gather grain during the next seven good years so that when the seven years of famine come, there will be food stored up for the hungry people."

The Pharaoh said, "There is no more wise person in all of Egypt than you, Joseph, because the Spirit of God is in you. I will put you in charge of the famine relief plan." God was blessing Joseph and using Joseph in His plan to save people's lives.

(Put on a fancy robe and a gold chain. Put a ring on your finger--a very special ring--the Pharaoh's ring.) The Pharaoh took off his ring and put it on Joseph's finger. He dressed Joseph in robes of fine linen and put a gold chain around his neck. He had him ride in a chariot throughout the whole land of Egypt.

The Pharaoh said to Joseph, "Whatever you tell the people, they will do. Go to the cities of Egypt and gather grain as you have said."

(Show the GF3 picture.) Joseph went from town to town throughout Egypt and said to the city officials, "For every five barrels of grain you harvest in the next seven years, dump one of the barrels

into a storage area outside the city. Save that extra grain for the next seven years so that we will have food during the seven bad years of famine.”

Everyone in every city obeyed Joseph and collected so much grain that it seemed like it was as much grain as the sand on the seashore. For seven years, the piles got bigger and bigger and bigger.

After seven years of good crops, the famine came. The rains stopped and the crops stopped growing. People everywhere were hungry. Their stomachs were growling. Their children cried, “I’m hungry, mommy.”

The Egyptian people went to the Pharaoh and said, “Please give us food! We are starving to death!”

The Pharaoh said to the people, “Go to Joseph and do what he tells you. He is in charge of all the grain.”

(*Show the GF4 picture.*) Joseph sold grain to the hungry people as they came from all over Egypt. There was food for everyone because God had told them what was going to happen. God knows everything that will happen and He gave Joseph a wise plan to save peoples’ lives.

Prayer: Dear God, thank You for taking care of Joseph in Egypt. You blessed him and helped him be wise. Thank You, in Jesus’ name, Amen.



Look:

- Wise Joseph Song and Review:** Review the Aim Questions with the children, being sure to emphasize that Joseph's abilities came from God. Teach the children "Wise Joseph" from the Song section. They may only get the first two lines of the song, which is fine. You can sing the last line of each verse on your own while they listen.
- Coloring and Gluing Center: (AGEN13ECGF2)** Glue wheat kernels on the stalks on the GF2 page, putting more kernels on the fat heads and few on the skinny heads of grain. Color the cows. Remind the children that God knew what was going to happen and told Joseph how to save up piles of grain.
- Building Blocks Center:** Start with one cardboard block on the floor and have the children, one at a time, step over it. Remind the children that the people stored their extra grain and every year the piles got higher. Add another block each time they step over the pile so they can see the pile get bigger and bigger. Stop after seven blocks (years) and reverse for seven blocks (years) explaining the people had to start using what they had stored up.
- Pasta Doodles Center:** For this project, you will need cooked spaghetti, different colored construction paper, waxed paper, and heavy books to flatten papers. Before class, cook the spaghetti in boiling water with a tablespoon of cooking oil until the pasta is soft but not mushy. Store at room temperature. Give each child his choice of colored paper and a handful of pasta. Encourage the children to make something on their papers with the pasta to remind them of today's Bible Adventure (insignia design, seven piles of grain, seven cows). To preserve their work, cover with waxed paper and top with a heavy book so it will dry flat. The pasta will adhere even after it hardens. (You may need to send the papers home with the waxed paper still on them.)
- Seven Piles of Grain:** For this activity, you will need grain, heavy strips of paper 11" x 3" (poster paper), glue or glue sticks, and cellophane tape. To make what looks like a pile of grain from the paper, fold the 11" strip of paper in half, making two 5 1/2" sides. Fold the bottoms of these sides toward each other two inches on each side. Tape these two-inch folded pieces together to form a base for the triangle-shaped "grain pile." With a glue stick or cotton swabs and glue, let the children cover the two outsides of the paper triangle with glue. Dip the sides covered with glue into the loose grain. Allow them to dry. Repeat this procedure to make more "piles of grain."
- Cupbearer Walk Activity:** “In our Bible Adventure today, we learned about the Pharaoh's cupbearer. He was the king's taster who made sure that everything the king drank was safe and had not been poisoned. He poured and carried the Pharaoh's drinks and had a very trusted position.”
Materials needed: two dishpans (one half full of water, one empty); two 5-oz. paper cups (plus a few extras); tarp covering the floor between the dishpans; several towels for mopping up. Have the children make two lines at the dishpan with the water in it. At the leader's signal, the first two children scoop water into their cups and carefully carry them to the empty dishpan and pour it in. They go back and hand the cup to the next person in line and go to the end of their respective lines.

Continue taking turns, being careful not to spill or run, until all the water is gone from the first dishpan and put into the second.

Rhythm and Actions Center: Play music and ask children to move their first fingers to the rhythm of the music. Add moving their arms, their legs, and finally their whole bodies. To the same music, ask the children to pretend to be the cupbearer serving Pharaoh while keeping the rhythm! Pretend to be Joseph working for Pharaoh, collecting grains.

Snack Center: Have the children at one table serve drinks to those at the other table, reminding them that the cupbearer served the Pharaoh in the same way. They could even bow to the person they are serving. A tray of food could be presented to the children to show them how many of our foods are made from grain. Some foods might be soft taco strips, crackers, sliced breads, granola bars, cookies, cereals, pizza, rice cakes, etc.

② **Rice Bin Center:** Request the plastic container full of rice from the Children's Department. Let the children make five piles of rice in five bowls. Talk about how God gave Joseph a plan to save one pile of grain out of every five so that there would be grain during the famine years. Review the Bible Adventure as the children count the scoops of rice. Another fun activity for younger children is to hide items in the bin of rice, such as rings, gold chains, and other jewelry. These were things that the Pharaoh gave to Joseph when he became his right-hand man in Egypt. Review the Aim Questions as the children "find" the treasures in the rice. Review the names "Joseph" and "Pharaoh" often. Tell the children that God was blessing Joseph in Egypt. God was watching over him.

② **Memory Verse Center:** While the children are sitting, say the memory verse several times and as you say it, move to each child and stamp the back of each person's hand with the "Pharaoh's Insignia Ring" (stamp).

④ **Snack Center:** Have a different colored ball of yarn for every four children. String the yarn around the room, through chairs and around tables. Let children follow their yarn to their snack bag at the end. Serve wheat crackers and grapes from a bag today. Let the children try to squeeze the juice out of one grape (not the kind of grapes that ruin clothes). It takes a lot of grapes to make enough juice for a cup. That was the cupbearer's job for the king of Egypt.

④ **Gold Chains and Bible Verse:** As the children recite the memory verse, put their gold chains around their necks. Remind them of what Joseph did to earn his gold chain.

④ **Memory Verse and Song:** To the tune of "London Bridge," with children circling under your arms joined with another teacher, catch a few children to say the memory verse together.

Joseph had to live in jail, live in jail, live in jail.

Joseph had to live in jail. He had done no wrong.

God had answers for the dreams, for the dreams, for the dreams.

God had answers for the dreams. Joseph shared His words.

God knows what is going to be, going to be, going to be.

God knows what is going to be. He knows everything.

④ **Picture Sharing:** Show a picture of a family with people of all ages. Talk about how old they are and where they live. Talk about how Jacob's family lived in different places (Jacob and his ten sons lived in Canaan; Joseph lived in Egypt.) but God was with them wherever they were. God knows everything.

④ **Counting and Saving:** Using rice, beans, or wheat, let children measure out five containers, putting the ingredients in a bucket, but saving one on a large sheet of plastic. Do this seven times to show what God had Joseph do to save grain. Do the same with pennies, counting out five and putting one aside.

④ **Aim Question and Memory Verse Review:** Use a soft nerf-type ball and ask the children to bounce it to a friend across the circle from them. Whoever catches the ball gets to answer the first Aim

Question. After all the Aim Questions have been answered, bounce the ball and have the children on either side of the catcher join him in saying the memory verse.

- ④ **Memory Verse Review Activity:** Decide together with the children where to take their imaginary trip. Pack your bags and begin travel as if going on a "Bear Hunt." While walking in place, when you come to a river, pull up your pant legs and walk through it. If you see a sand box, dig through it. Eat an ice cream cone and swim in the lake! Once you reach your destination, do everything in reverse very fast. When done, talk about God knowing what you did. He saw you swimming and eating, etc. If you go on a real trip with your family, God goes with you because he said, "I am with you and will watch over you wherever you go." Have the children say the memory verse with you.

Songs:

- Wise Joseph** (tune: "Mary Had a Little Lamb")
God made Joseph very wise, very wise, very wise.
God made Joseph very wise,
He knew Pharaoh's dreams.

V2: He said to save grain.

V3: He saved many lives.

- Hear the Word of God** (tune: "If You're Happy and You Know It") from *Sing Along Songs for Young Children*. © 1989, Gospel Light.
We will listen and obey God's Word. (clap, clap)
We will listen and obey God's Word. (clap, clap)
We will listen and obey,
We will listen and obey,
We will listen and obey God's Word.



Took:

- Obey God's Word Song:** "Did God know what would happen to Joseph? Yes! Does He know what will happen in our lives? Yes! Since God knows everything, we should obey His words in the Bible. Let's sing a song that will help us remember to obey God's Word." Sing "Hear the Word of God" from the Song section.

- Finger Play:** Joseph worked very hard and did a good job because God was with him and blessed him. We can work hard and do a good job like Joseph.
Joseph's feet ran quickly to help, (*Run in place.*)
His hands could lift and hold, (*Open hands and raise them.*)
His eyes saw ways that he could help, (*Shade eyes with hand.*)
Because he loved the Lord. (*Hug yourself.*)

Now my feet run to quickly help, (*Run in place.*)

My hands can lift and hold, (*Open hands and raise them.*)


My eyes see ways that I can help, (*Shade eyes with hand.*)

Because I love the Lord. (*Hug yourself.*)


- "God's First People" Booklets: (AGEN13ECGF6)** The children have been making booklets called "Genesis: God's First People." Let the children color their GF6 pictures of the Pharaoh's dreams. Talk about the Aim Questions as the children color. Review previous lessons as the children look at

the pictures and any objects you may have given them to put in their “God’s First People” booklets. Keep the children’s booklets in a safe place throughout the Genesis series.

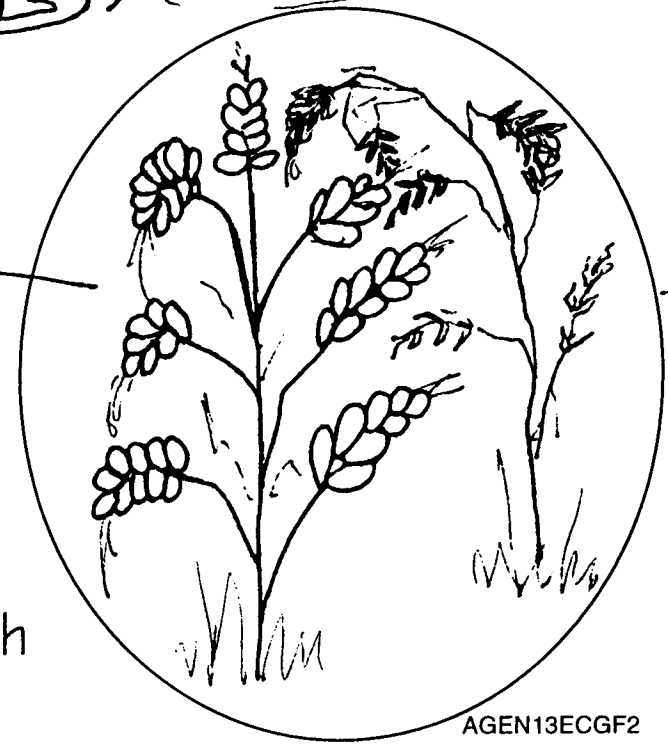
- **Joseph’s Dream Necklace Center: (AGEN13ECGF8)** Lace colored macaroni (or Fruit Loops) on a gold 28-inch length of yarn to which you have dipped the ends in melted paraffin. In the center, add a Bible sticker to a circle of poster board with a hole punched in it. Talk about wearing this as a reminder that God knows everything and He knows everything that happens in our life. He has all the answers so listen to His words in the Bible. Ask the children what they did the past week and talk about God knowing their answers before you did.
- ④ **Genesis Card to Share: (AGEN13ECGF7)** As the children color and appropriately decorate their cards, talk about the Aim Questions. Encourage the children to give their cards to friends or relatives, telling them about the Bible story today.
- ④ **Read the Bible To Me Coupons: (AGEN13ECGF5)** Color the coupons and place in a decorated envelope to give to parents, brothers and sisters, and grandparents. Ask the children to tell the people receiving the coupon that Joseph listened to God and God helped him and that they want to listen to God, too.



God helped Joseph tell the cupbearer the meaning of his dream.




God helped Joseph tell the Pharaoh the meaning of his dreams.





Pharaoh put Joseph in charge of grain storage in all of Egypt.



Joseph sold grain
to the hungry
Egyptian people.

BIBLE COUPONS

★ ★ ★ ★ ★ ★ ★ ★

**Please read
the Bible to
me.**

★ ★ ★ ★ ★ ★ ★ ★

**Please read
the Bible to
me.**

★ ★ ★ ★ ★ ★ ★ ★

★ ★ ★ ★ ★ ★ ★ ★

★ ★ ★ ★ ★ ★ ★ ★

**Please read
the Bible to
me.**

★ ★ ★ ★ ★ ★ ★ ★

**Please read
the Bible to
me.**

★ ★ ★ ★ ★ ★ ★ ★

★ ★ ★ ★ ★ ★ ★ ★

★ ★ ★ ★ ★ ★ ★ ★

**Please read
the Bible to
me.**

★ ★ ★ ★ ★ ★ ★ ★

**Please read
the Bible to
me.**

★ ★ ★ ★ ★ ★ ★ ★

★ ★ ★ ★ ★ ★ ★ ★

★ ★ ★ ★ ★ ★ ★ ★

**Please read
the Bible to
me.**

★ ★ ★ ★ ★ ★ ★ ★


**Please read
the Bible to
me.**

★ ★ ★ ★ ★ ★ ★ ★

★ ★ ★ ★ ★ ★ ★ ★


"God's First People" Booklet Page
Lesson 13

God knows everything that will happen.
Genesis 40-41




God told Joseph the meaning of the Pharaoh's dreams.
I am with you and will watch over you wherever you go. Genesis 28:15

God knows everything that will happen.
Genesis 40-41



God told Joseph the meaning of the Pharaoh's dreams.
I am with you and will watch over you wherever you go. Genesis 28:15


I am with you and ...



God loves you and I love you.



God said...



will watch
over you
wherever
you go.
Genesis 28:15



Dream Necklaces

