





Materials I Need:
Legend:  = Option 1, Appropriate for 1 st – 2 nd Grade  = Option 2, Appropriate for 3 rd – 6 th Grade
Memory Work: “But Joseph said to them, ‘Don’t be afraid. Am I in the place of God? You intended to harm me, but God intended it for good to accomplish what is now being done, the saving of many lives.’” Genesis 50:19,20
Aim Questions: <ol style="list-style-type: none">1. Who were the two men who had dreams while in prison?2. What were the dreams, and how did Joseph interpret them?3. What were Pharaoh’s dreams?4. What was Joseph’s interpretation of those dreams?5. How was Joseph able to interpret Pharaoh’s dreams?6. What happened to Joseph as a result of interpreting Pharaoh’s dreams?

Hook:

My Favorite Activities (*Drawing/Coloring Page*). Draw a picture of your favorite activity or something you do well. This can be a sport, hobby, or favorite place to visit. If your students are not comfortable drawing their own picture, they can circle their favorite activity on the sheet provided, **1GEN13.GF1**. As they are doing this activity, talk about how God gives us the abilities and energies to do these activities. When we score the winning point in the game, play the perfect piece at the recital or hike to our favorite lake, who gets the credit for our efforts? It might be easy to take credit for these accomplishments ourselves. In this morning’s Bible Adventure, we will see how Joseph went from prison to the palace and gave all the credit for his accomplishments to God.

Missed Messages (*Skit/Discussion*). Have several different people come into the room (probably during song time) looking for a certain person. (Make up a silly but believable name for this person. We’ll call him Buck Bluegrass.) Have each one say they have an important message for this person (Buck). Some should even try to leave this message with the teacher. The first couple of times, have the teacher ask the class if anyone knows this person. Each time someone comes to ask, the teacher will insist that no one has ever seen Mr. Bluegrass and that it will be of no use to leave a message for him with the class. After all this, have someone (dressed to fit his silly name) come in and say, “Hi, I’m Buck Bluegrass. Are there any messages for me?”

Ask your students if they have ever been asked to give someone a message. What were some of these messages? Has anyone ever forgotten to give a message? What was the most important message anyone in your class has forgotten or missed because someone else forgot? In today’s story, someone will forget about a message for two years. Listen to find out how important this message was.



The Amazing Maze (Game). Create a maze in the classroom for the children to follow. Make some of the passageways narrow or ask them to do something difficult along the way (perhaps balance a spoon on their noses). Make this a fun but challenging activity with a reward at the end. It was worth all the effort that the student had to endure in order to receive the reward at the end. Today we will see how Joseph endured much heartache, pain, and suffering, but he persevered and was blessed by God, probably beyond his wildest expectations. Sometimes God's plan requires us to travel on a difficult road.



Book:

Presentation Ideas -



Pharaoh's Dream (Illustration/Overhead). Genesis 41:1-8, **1GEN13.GF2.**



Joseph Made Ruler (Illustration/Overhead). Genesis 41:42, **1GEN13.GF3.**

Bible Adventure -

Have you noticed that we live in a world where we are constantly encouraged to do and say whatever will make us look good? When a football player on TV makes a touchdown, his hands go up into the air as the crowd roars. It's almost as if he's saying, "Worship me, your football god!" The advertisement for hair coloring says you need to use this product because "you're worth it." But didn't Jesus say, "Whoever wants to be first must be slave of all"? (Mark 10:44, NIV) As God's servants, it is our job to put the needs and wishes of God, our Master, first.

Last time we learned that after his own brothers sold Joseph into slavery, he was servant for a while to Potiphar, the captain of Pharaoh's guard. Joseph ended up in prison because he was falsely accused. In jail, Joseph met two of Pharaoh's servants, his cupbearer who brought him drinks and his baker. These two men did something that Pharaoh didn't like so he threw them into prison. Because Joseph had earned his trust, the captain of the guard gave Joseph the duty to watch over them.

One morning, Joseph asked them why they both looked so sad. They replied that they had each had a dream, and there was no one who could tell them what the dreams meant. Joseph said, "Do not interpretations belong to God?" (Genesis 40:8, NIV) He then asked them to tell him their dreams.

The cupbearer said that in his dream he saw a vine with three branches on it, which grew clusters of grapes. He squeezed the juice from them into a cup, which he then gave to Pharaoh. Joseph told him the dream meant that in three days, Pharaoh would let him out of prison, and he would go back to being Pharaoh's cupbearer. Then Joseph asked the man to remember him when he returned to Pharaoh's household.

Liking Joseph's explanation, the chief baker told Joseph about his own dream. In it, he had three baskets on top of his head. The birds kept coming and eating the baked goods out of the top basket. Imagine the baker's shock when Joseph told him what his dream meant; in three days Pharaoh would have him killed. Three days later, Pharaoh held a birthday party for himself. He gave the chief cupbearer his job back, but he had the baker hung. Sadly, in his excitement the cupbearer forgot all about Joseph and did not mention him to Pharaoh, as Joseph had asked.

Two years after this, Pharaoh dreamt that seven ugly, skinny cows came out of the Nile River and swallowed up seven fat, healthy cows. Then he dreamt about a stalk of grain that had seven full, healthy heads on it. Pharaoh saw these eaten up by seven more heads of grain that were thin and scorched by the wind.

Pharaoh was so troubled by his dreams that he called all of his magicians and wise men to tell him what the dreams meant. But only God can tell what dreams mean. The cupbearer finally remembered Joseph and told Pharaoh how Joseph had given the true meaning of his dream two years before. Pharaoh sent for Joseph who said he could not tell the meaning of the dream "but God will give Pharaoh the answer he desires." Joseph wanted to make sure that all the credit went to God.

As Pharaoh told Joseph his dreams, God told Joseph what they meant. Both dreams were about the same thing. The seven fat, healthy cows and the seven full, healthy heads of grain showed seven years of plentiful growth and food in Egypt. The seven skinny cows and the seven shriveled heads of grain showed seven years of awful famine, with no growth and great hunger. The famine would be so bad that people would forget about the seven good years that went before. Joseph told Pharaoh to look for a very wise man to be in charge of Egypt and to gather in one fifth of the harvest during the seven good years to feed the people during the seven bad years. Then Pharaoh said to Joseph, "Since God has made all this known to you, there is no one so discerning and wise as you. You will be in charge of my palace, and all my people are to submit to your orders."

When the seven years of famine came, there was enough food for the people of Egypt and people from other countries as well.

While such responsibility and power would make some men proud and self-centered, Joseph knew that everything he had and was came from his heavenly Father. It is good to remember Jesus' words in Matthew 23:12 NIV--"For whoever exalts himself will be humbled, and whoever humbles himself will be exalted." Exalting ourselves is like standing up on a stage and saying, "Look at me!" God wants our pleasure to be in Him, not in ourselves. Joseph was not willing to steal any honor that was due God. Thirteen years had passed since his brothers had sold him into slavery, but because the Lord was with him, Joseph went from the prisons of Egypt to the palace. He was now in a position to help nations who had not served or worshiped God. Through Joseph, God was offering help to those who did not deserve it. He continues to do that today, because of His goodness.

Do you fight against what life brings your way or do you look for God's hand in it and seek ways to bring honor to Him? Joseph provides a great example for us to follow. Humble yourself, and let God be the one to exalt you.

Application for 5th and 6th graders:

If you're like Joseph, you forgive those who wrong you. The reconciliation of Joseph and his brothers is one of the most accurate pictures of the proper attitude of forgiveness that we see in the Bible. His brothers' betrayal would have been enough for life-long bitterness and a desire for revenge. Instead, Joseph forgives them, even though it is not deserved. Joseph's correct attitude and relationship with God allowed him to forgive them. In that same way, based on our relationship with Christ and the undeserved forgiveness granted us, we are to forgive one another from the heart (Matthew 18:21-35). "Bear with each other and forgive whatever grievances you may have against one another. Forgive as the Lord forgave you" (Colossians 3:13 NIV).

If you're like Joseph, you also realize that God produces good out of man's evil. Can you imagine what his brothers must have thought when they discovered that instead of humiliating Joseph, their wicked plans actually exalted him? Their petty hatred of him had preserved them and their families, provided food for a starving world, and would cause them to grow into a great nation. How about Satan? What frustration he must have throughout the ages. He uses men to accomplish his depraved plans, only to find that those plans not only fail, but also are used to further the plan of God. The supreme example of this was at the cross. We read in Acts 2:23 (NIV), "This man (Jesus) was handed over to you by God's set purpose and foreknowledge; and you, with the help of wicked men, put Him to death by nailing Him to the cross." The intense hatred they felt for Christ was used to glorify Him. Furthermore, this was not by their deeds, but by the predetermined plan of God. Now that's power. That's control. It brings new meaning to Romans 8:31(NIV), "What, then, shall we say in response to this? If God is for us, who can be against us?" For the believer, this should give us a sense of peace and comfort, knowing that when bad things happen and when we are mistreated, everything is ultimately in the control of the mighty hand of God.



Look:

- Joseph's Journey from Prison to the Palace (Game).** This game would be best played at small group table groups. Each player is given a Joseph marker (**1GEN13.GF4 Pg. 1**) to color, mount on a toothpick and then push down into a mini-marshmallow. The students' names may be written on the back. The table teacher asks the review questions (**1GEN13.GF4 Pg. 2**) individually to each player, moving in a clockwise direction around the table. If that question is answered correctly, that player is allowed to draw a card from the deck (**1GEN13.GF4 Pg. 3**) and move ahead on the game board (**1GEN13.GF4 Pg. 4**) as many spaces as the card says. If the player is unable to answer the question or answers incorrectly, play then moves to the next player. That next player must answer the same question if the previous player could not provide the correct answer. Play continues until all the "Josephs" are in the palace. The teacher has the option of allowing the students to use their Bibles to look up the answers or have students say them from memory. Additional aim questions from previous lessons may be used. Note: Game board may be enlarged so larger groups can play.
 - Mixed Up Dreams (Worksheet).** All these things appeared in one of the dreams that Joseph interpreted in today's Bible story.
Draw a circle around the objects from the cupbearer's dream (Gen. 40:9-11).
Draw a square around the things from the baker's dream (Gen. 40:16, 17).
Draw a triangle around the things that appeared in Pharaoh's dreams (Gen. 41:1-7), **1GEN13.GF5.**
 - Joseph Changes Clothes (Paper Dolls).** As Joseph goes from the prison to the palace, his appearance changes. (See Gen. 41:14 and 41:42,43.) Color and cut out Joseph and his clothes. Practice telling the story of Joseph as you change his clothes. Did his "new look" change Joseph on the inside? **1GEN13.GF6 Pgs. 1-3.**
 - Glory Goes to God (Worksheet).** Joseph was always careful not to take any credit for the things God did. Fill in the blanks to complete these verses. Now complete these statements where even Pharaoh gave God glory for what He had done through Joseph. (This is really amazing coming from a man who considered himself to be a god and readily accepted worship from his people!) **1GEN13.GF7.**
 - Figure It Out (Worksheet).** In Pharaoh's dream, some fat cows were joined by some skinny cows, **1GEN13.GF8.**
-






Took:

- ABC Button Banner (Craft).** Have students make a button banner on which to pin their ABC Buttons for the book of Genesis. A take-home kit will be provided for each child when he or she earns the first button. Kits include banner felt, dowel, cording and instructions with suggestions for individual decoration. These are available upon request.
- ABC Buttons (Memory Work).** Give students the Genesis ABC stats on **1GEN01.GF11**, **1GEN07.GF8**, and **1GEN13.GF9** in order to earn their buttons. Buttons are awarded to those successfully memorizing the significant action, Bible verse and character statistics for each lesson throughout the book of Genesis. The ABC's for Genesis 40-41 are:
 - A. From Prisoner to Prominence**
 - B. Genesis 50:19,20**
 - C. Joseph and Pharaoh**

- Bee Humble (Craft).** Construct Mr. BEE Humble using one large marshmallow for the body and one mini marshmallow for the head. Glue these two body parts together, and using a yellow marker or poster paint, color the entire shape yellow. Draw black stripes around the bee's body, and draw a face on his head. Attach short pieces of black pipe cleaners for the legs, and a different color pipe cleaner for the antennae. Glue the completed bee on a 1/2 sheet of construction paper. Paste the BEE HUMBLE label at the top, leaving room for the verse stickers to be pasted below the bee. Encourage the students to look up one verse each day, and after they have read the verse, cut out the Scripture reference from the sheet provided (**1GEN13.GF10**) and paste it on the construction paper. After the twelve stickers have been pasted down, their BEE HUMBLE craft is completed. What a great centerpiece for the kitchen table!
- Serving God and Others Daily (Journal).** Have students assemble and color the small booklet, **1GEN13.GF11 Pgs. 1&2**. Instruct the children to keep a written journal this week, writing down times each day where God used them to serve others. God can use us to bless those around us, even non-believers. This can also be used to record thanksgivings to God for their abilities to accomplish the different feats of that week.
- Honors (Object Lesson).** Bring a few awards (trophy, plaque, ribbon, certificate) to show the class. For younger students, bring these items in a bag, and have them ask yes or no questions until they guess what you have. Allow students to tell you about some awards they have received. What awards do they think they might receive in the future? What should our attitude be toward honors like these? Should this kind of recognition be our goal? Should we work harder when we know there is a possibility for recognition? How can we follow Joseph's example when we are honored? (He accepted the honors but gave all the glory to God and used his influence to help others.)
- Remind You of Someone? (Discussion).** Do you remember another young Hebrew who was taken from his homeland as a servant and soon rose to power because he caught the attention of a king? List some similarities between Joseph and Daniel. How were their situations and abilities similar? (They interpreted dreams when the king's magicians could not and were given gifts and great responsibility.) In what ways were they alike in character? (They were wise and obedient and gave the glory to God. See Dan. 2:27,28. Even the kings they served learned to glorify God.)

My Favorite Activities

Circle your favorite activity or something you do well.

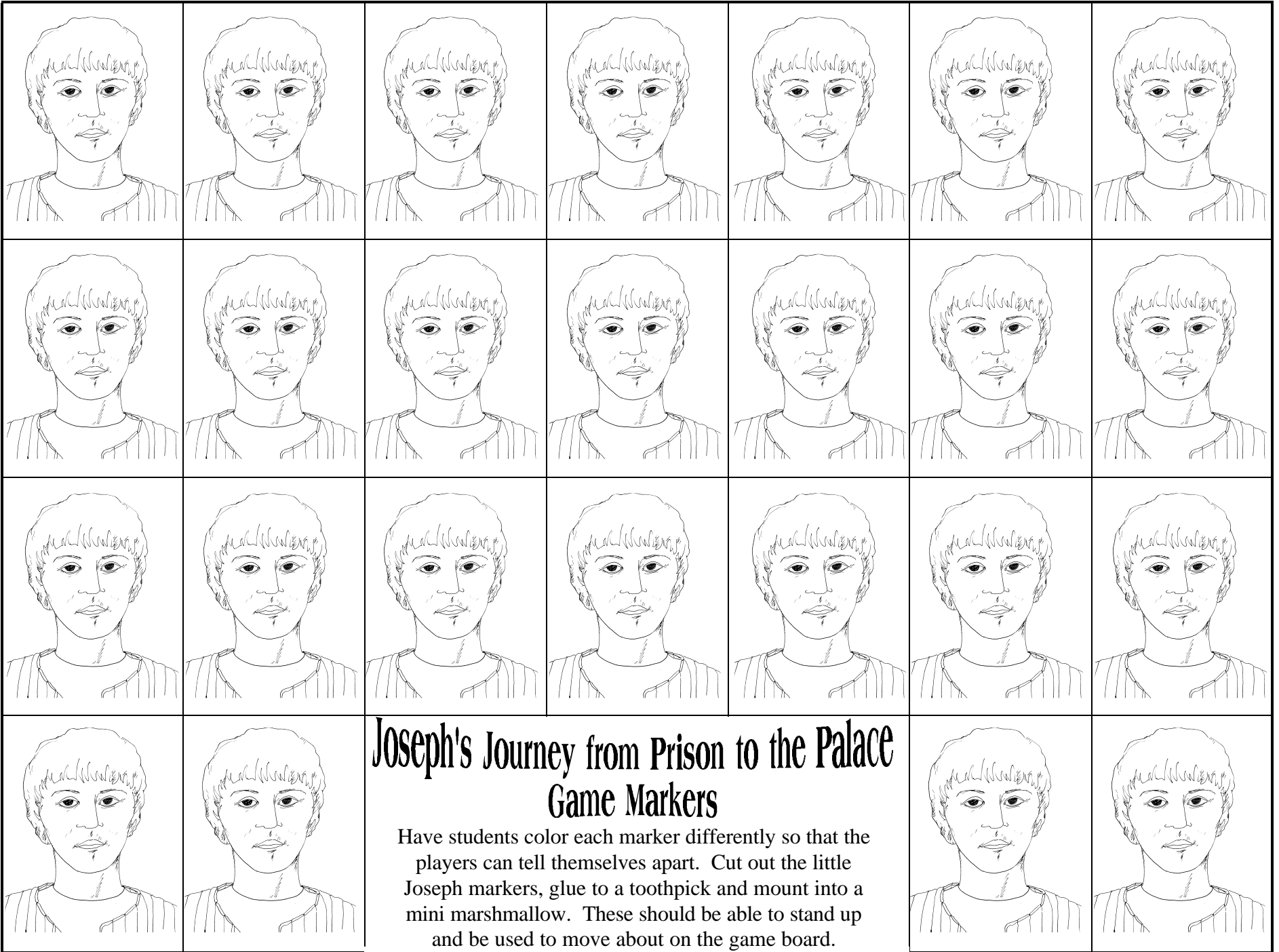


Pharaoh's Dream



Joseph Made Ruler





Joseph's Journey from Prison to the Palace Game Markers

Have students color each marker differently so that the players can tell themselves apart. Cut out the little Joseph markers, glue to a toothpick and mount into a mini marshmallow. These should be able to stand up and be used to move about on the game board.

Teacher's questions for Joseph's Journey from **PRISON TO THE PALACE** game.

These questions are to be used by the teacher and given orally to each player. If the correct answer is given, that player may advance one space on the playing board. If the answer is not known or is given incorrectly, the next player (continuing in a clockwise direction) is given the same question. The game is complete when all players move their Joseph markers from prison to the palace.

1. Who was in jail with Joseph? (*the cupbearer and the baker*)
2. Who was put in charge of the other prisoners? (*Joseph*)
3. What caused the cupbearer to be so sad? (*his dream and no one available for interpretation*)
4. How did the baker feel after he had his dream? (*sad*)
5. Joseph claimed that he could interpret the dreams for the prisoners. True or False (*false - claimed that interpretation belonged to God.*)
6. Describe the cupbearer's dream.
7. What did Joseph say was the meaning of the cupbearer's dream?
8. What did Joseph request from the cupbearer after he told him God's interpretation of his dream? (*to remember and tell the Pharaoh about him to perhaps get him out of jail*)
9. What did the baker dream?
10. What was the meaning of the baker's dream? (*that he would die*)
11. Did the interpretations which Joseph gave for each of the jail-mates come true? (*yes*)
12. Did the cupbearer follow through with Joseph's request? (*no, he forgot to tell Pharaoh*)
13. How much longer did Joseph have to wait in prison? (*two more years until Pharaoh had strange dreams*)
14. How did Joseph get out of prison? (*called by Pharaoh to interpret his dreams*)
15. What kind of animals were in Pharaoh's first dream? (*cows*)
16. How many ears of grain were in Pharaoh's second dream? (*seven*)
17. To whom did Joseph give credit for the interpretation for Pharaoh's dreams? (*God*)
18. What did Joseph tell Pharaoh that his dreams meant? (*seven good years, then seven years of famine*)
19. What did Joseph recommend that Pharaoh do to prepare for this time of famine? (*appoint overseers in charge of the land, and let him select 1/5 of the produce during the seven good years to save for the famine*)
20. Who did Pharaoh choose to be in charge over all the land in Egypt? (*Joseph*)
21. Why did Pharaoh choose Joseph for this position of great responsibility? (*he was wise, discerning, and had integrity of character*)
22. What special gifts did Joseph receive because of this new position of great importance? (*Pharaoh's ring, fine linen garments, and a gold necklace*)
23. How old was Joseph when he was given this job? (*Thirty*)
24. What were the names of Joseph's first two sons, and why are these names significant? (*Manasseh and Ephraim: they became part of the twelve tribes of Israel*)
25. How did God use Joseph to bless Pharaoh and his pagan nation? (*protected Egypt during the famine, the people of all the earth came to Egypt to buy grain from Joseph*)
26. Tell one godly character quality that Joseph had. What did he do which showed this trait? (*this question can be used multiple times giving each player an opportunity to tell a different quality*)

1	2	3	1	2	3	1
2	3	1	2	3	1	2
3	1	2	3	1	2	3
1	2	3	Joseph's Journey from Prison to the Palace Deck Cards	1	2	3


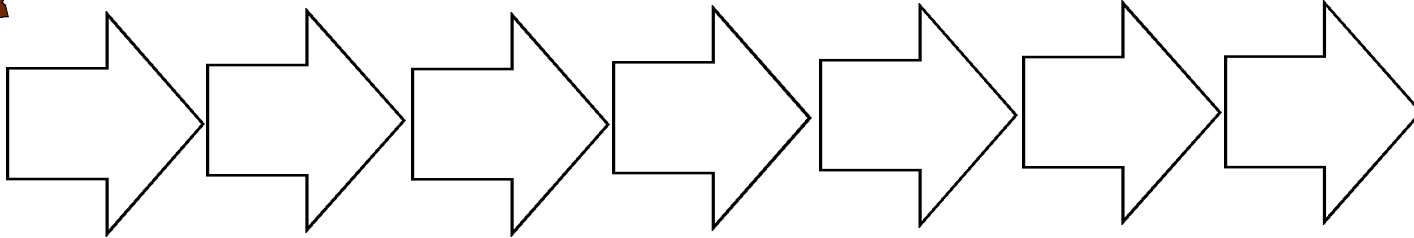


Joseph's Journey from PRISON TO THE PALACE

Lesson Review Game


Genesis Chapters 40 & 41

start here

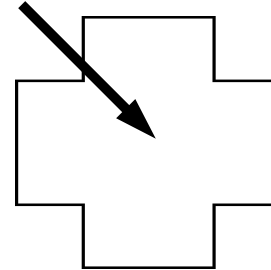


Focused on God. Give up your turn to another player.

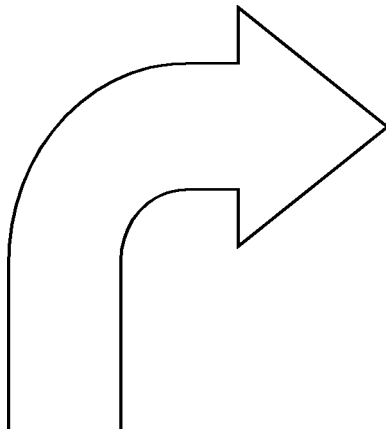

Wait here one turn as you figure out whether this is the right direction to go.



Come to the aid of a fellow prisoner. Choose a player to take the next turn. Continue play from that player on, in a clockwise direction.



God blesses you because of your devotion to Him. Move ahead one space.




Mixed Up Dreams

All these things appeared in one of the dreams that Joseph interpreted in today's




Draw a circle around
the objects from the
cupbearer's dream.
(Gen. 40:9-11)



Draw a square around
the things from the
baker's dream.
(Gen. 40:16, 17)




Draw a triangle around
the things that appeared
in Pharaoh's dreams.
(Gen. 41:1-7)



Joseph Changes Clothes

Color and cut out Joseph and his clothes.
Practice telling the story of Joseph as you change
his clothes. Did his “new look” change Joseph on
the inside?

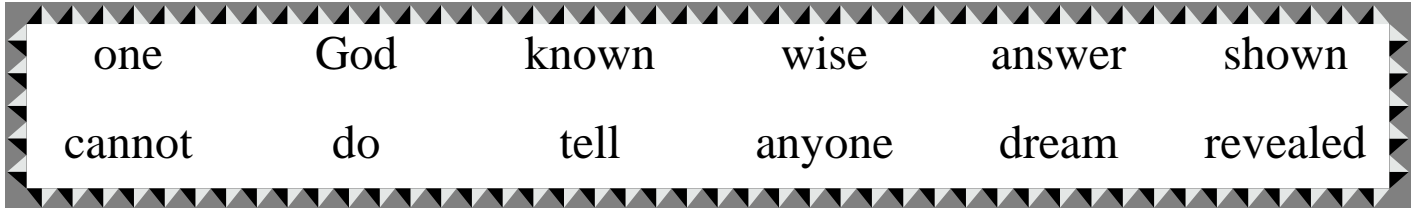






Glory Goes to God

Joseph was always careful not to take any credit for the things God did. Fill in the blanks to complete these verses. Use the words provided. They may be used more than once.




Then Joseph said to them, “Do not interpretations belong to _____? _____ me your dreams.” (Genesis 40:8)

“I _____ do it,” Joseph replied to Pharaoh, “but _____ will give Pharaoh the _____ he desires.” (Genesis 41:16)

Then Joseph said to Pharaoh, “The dreams of Pharaoh are _____ and the same. _____ has _____ to Pharaoh what he is about to do.” (Genesis 41:25)

“It is just as I said to Pharaoh: _____ has _____ Pharaoh what he is about to ____.” (Genesis 41:28)

The reason the _____ was given to Pharaoh in two forms is that the matter has been firmly decided by _____ and _____ will do it soon. (Genesis 41:32)



Now complete these statements where even Pharaoh gave God glory for what He had done through Joseph. (This is really amazing coming from a man who considered himself to be a god and readily accepted worship from his people!)



So Pharaoh asked them, “Can we find _____ like this man, one in whom is the spirit of _____?” (41:38)

Then Pharaoh said to Joseph, “Since _____ has made all this _____ to you, there is no one so discerning and _____ as you.” (41:39)

Figure It Out


In Pharaoh's dream, some fat cows were joined by some skinny cows.

How many of each kind were there? _____

How many cows were there in all? _____

Complete an equation for this problem, and draw the rest of the cows.

$$7 + \underline{\quad\quad} = \underline{\quad\quad}$$



Then the skinny cows ate the fat cows. How many were left? _____

Complete this equation. $14 - \underline{\quad\quad} = \underline{\quad\quad}$

Joseph collected 20% (or one fifth) of all the food that was produced in Egypt during the seven good years before the famine. If you were the farmer who raised this produce, color the amount you would need to save for Joseph.



ABC Buttons

Action - Bible Verse - Character


Congratulations! You've made it to the last three ABC Buttons!
To earn the final Review Button, you have to be able to say all the ABC's of Genesis, so study hard!

#13



- A.. From Prisoner to Prominence
- B. Genesis 50:19,20 "But Joseph said to them, 'Don't be afraid. Am I in the place of God? You intended to harm me, but God intended it for good to accomplish what is now being done, the saving of many lives.'"
- C. Joseph & Pharaoh

#14



- A.. Famine & Forgiveness
- B. Genesis 50:19,20 "But Joseph said to them, 'Don't be afraid. Am I in the place of God? You intended to harm me, but God intended it for good to accomplish what is now being done, the saving of many lives.'"
- C. Israel, Joseph & 11 Brothers

#15



Review
Button

BEE Humble

BEE Humble

Psalm 25:9

1Pet. 5:6

Prov. 3:34

1Pet. 5:5-6

Prov. 11:22

Titus 3:2

Prov. 15:33

Phil. 4:13

Eph. 4:2

James 4:10

Eph. 2:3-11

Isaiah 66:2

Look up one verse each day. Color that verse, and cut it out.
Paste it down on your Bee Humble craft card with your
bumble bee that you made during Bible School.

Psalm 25:9

1Pet. 5:6

Prov. 3:34

1Pet. 5:5-6

Prov. 11:22

Titus 3:2

Prov. 15:33

Phil. 4:13


Eph. 4:2

James 4:10


Eph. 2:3-11

Isaiah 66:2

Look up one verse each day. Color that verse, and cut it out.
Paste it down on your Bee Humble craft card with your
bumble bee that you made during Bible School.


 _____

Saturday


 _____


Monday

Sunday




Serving God
and
Others Daily
Journal

This Journal
Belongs To: _____
Date: _____ 


 _____

Thursday

 _____

Wednesday

Friday



Tuesday

