November 29, 1998 Genesis 37-39
Early Childhood AGEN12EC
Joseph Was Sold By His Brothers.

Materials I Need:

Memory Verses:
1. **In the beginning God created the heavens and the earth. Genesis 1:1**
2. **I will make you a great nation, and I will bless you. Genesis 12:2a**
3. **I am with you and will watch over you wherever you go. Genesis 28:15**

Attribute of God emphasized in this lesson:
God blesses His children even though things are not always fair.

Aim Questions for 2's & 3's:
1. **Did Joseph's brothers hate Joseph?** *(Yes. Joseph's brothers were jealous because Joseph had a brightly-colored, special robe from his father.)*
2. **Did Joseph's brothers put him in a dark well and then sell him as a slave to men going to Egypt?** *(Yes. Joseph was afraid but God was with him wherever he went.)*
3. **Did Joseph work hard for Potiphar in Egypt?** *(Yes. God helped Joseph do his best work even though things were not fair for him.)*
4. **Who is with you wherever you are?** *(God is with you wherever you go.)*

Aim Questions for 4's, 5's & K:
1. **Why did Joseph's brothers hate him?** *(Jacob favored his son Joseph and gave him a special robe to wear. Joseph's brothers were jealous and wanted to kill him.)*
2. **What happened to Joseph when he went out to the fields to see his brothers?** *(Joseph's brothers put him in a deep well and then sold him as a slave to Midianite traders traveling to Egypt.)*
3. **Did Joseph feel sorry for himself when he was alone in Egypt?** *(Joseph remembered that God was always with him and he did his best job.)*
4. **What did Potiphar do to Joseph when Potiphar's wife lied about Joseph?** *(Potiphar put Joseph in prison even though Joseph had done nothing wrong.)*
5. **How did God bless Joseph while he was in prison?** *(God blessed Joseph's work in prison so that the prison warden put Joseph in charge of all the prisoners.)*
6. **Who is with you wherever you are?** *(God is with you wherever you go.)*

Key for symbols:

❑ This box symbol represents ideas that can be used for two-year-olds through kindergarten. Please remember to slow down the pace for two-year-olds and keep the pace moving for five-year-olds.

② This symbol represents ideas that are best used for two- and three-year-olds.

④ This symbol represents ideas that are best used for four-year-olds through kindergarten.

Hook:

❑ "Last week we learned about Jacob going back to meet his brother Esau. Was God with Jacob? Yes, He was, so Jacob didn't have to be afraid. This week we're going to learn about Jacob's son, Joseph. Some scary things are going to happen to Joseph, but he doesn't have to be afraid, either

because God is with him, too. Let's sing our memory verse song from last week, 'Genesis 28:15,' which reminds us that God was with Jacob and Joseph."

❑ **Leaf Family Activity Page Center:** Bring a large selection of small leaves to class. Let each child choose twelve leaves to glue onto his or paper. Using markers and crayons, the child draws a head, arms, and legs onto the leaf "bodies." These represent Joseph and his eleven brothers. Have the children count the leaves. Name two of three of them--Joseph, Reuben (Joseph's oldest brother), and Judah. It is from the name Judah that we get the name "Jew." The Jews were God's blessed people.

❑ **Smelling Center:** Bring some jars of spices and oil to class for the children to smell (cinnamon, thyme, nutmeg, cloves, bath oil, etc.). Ask if any of these smells are familiar and how they think these spices and oils are used. In the Bible Adventure today, they'll learn of some Midianite traders who bought spices like these and traveled to Egypt to sell them.

❑ **Fancy robes:** Bring brightly colored robes, coats, shawls, capes, or sweaters for the children to try on. Have a larger-sized mirror available for them to see how they look. The Bible Adventure will tell them about a beautiful robe that Jacob gave his son, Joseph.

❑ **Large Box Center:** Bring a box that will comfortably fit one child in it. Have him crawl in and, if he agrees, close the top so it will be dark inside. The Bible Adventure tells of Joseph being thrown in a deep well where it was dark and he was alone. Ask the child how he feels about being inside the dark box.

❑ **Play Dough Money:** Supplies needed: play dough, rolling pin, circle cutouts, and spatula. Have the children roll the dough thin and flat and cut out twenty circles to represent the twenty pieces of silver for which Joseph was sold to the Midianite traders.

❑ **Tracing Coins Center:** Give each child a piece of paper and let her trace around a quarter twenty times. Color their coins to represent the money that was paid for Joseph.

❑ **Magnet & Colors Center:** Cut small square pieces of many different colors of construction paper and attach a paper clip to each. Place them on the floor behind a line. Give children turns "fishing" for colors with a magnet on the end of a string. When they get a color, they can glue it on the shape of a coat that has been drawn on a piece of butcher paper. Watch the coat get beautiful with colors. Tell them that Joseph will receive a coat of many bright colors in the Bible Adventure today.

❑ **Name Game:** Sing this song to the tune of "Ring Around the Rosie." Ask the children to join hands and walk around in a circle.

Joining hands with friends,
Our circle never ends.
(Child's name), (child's name),
We're glad you came!

The children all fall down in a big hug after all the names have been sung. Tell them that Joseph wasn't loved by all his brothers and that something happens to him because of it.

② **Follow the Leader:** Using several pull toys, take turns following a leader around the room, being careful to stay in a line. Talk about what a leader does and how he is responsible for the ones he is leading. In the Bible Adventure, Joseph becomes a good leader for many people in Egypt.

④ **Counting Activity Center:** Let the children count pennies, beans, buttons, noodles, or fruit loops. Count out by twelves and by twenties. Ask the children to listen for these numbers in the Bible Adventure today.

④ **Coat Relay Game Center:** Divide the children into two teams. The objective is to hop, skip, or jump to the chair across the room from them. On the chair is a coat that they are to put on and take off. Then they hop, skip, or jump back to touch the next person in line who repeats the task.

④ **"No Room for You Here" Role Play:** During the Hook time, have one of the teachers go from table to table and at each table he is rejected from joining in because there isn't room for him. As you gather for Book time, ask the children, "Was it was fair not to let teacher ___ join the table? Did teacher ___ let it discourage him? No, he just worked harder and didn't let it bother him. Joseph is treated unfairly in our story today. Listen and find out how he acts."

④ **Puppets Talking:** Introduce two puppets who are brothers to the children. Let one of the puppets talk about being Dad's favorite and what Dad does for him while the other reacts with jealousy!

---

④ **Play Dough:** Make brown play dough for today and ask the children to make a deep well. They could make a long rope and wind it up to look like a glass. Use the rope to make a happy face on the table. Joseph had a happy face even when things didn't go well for him.

Book:

Presentation Ideas -

❑ Wear a beautiful robe with bright colors and ornamental trim.

❑ Color and mount the **AGEN12ECGF1**, **AGEN12ECGF2**, **AGEN12ECGF3,** and **AGEN12ECGF4** pictures on construction paper. Show them as you tell the Bible Adventure. Save them for review in the coming weeks.

④ Ask a child or teacher to go over and move a box to the other corner of the room. Then ask the same person to move the garbage can over by you. Next, ask that same person to bring your Bible to you. Do this several times. Then ask the children if you were being fair to that person. Discuss with them that things don't always happen fairly. It is how we react to unfairness that is important. Joseph will have a chance to show them in the Bible Adventure how to act when treated unfairly.

④ At the end of the Bible Adventure, pull the Aim Questions out of a "well" or have the questions written on numbered stripes on a robe that the children can pull off. Read the Aim Questions and see if the children can remember the story.

Bible Adventure for 2's & 3's -

(Show the AGEN10ECGF3 review picture of Jacob and his twelve children.) Jacob had twelve sons and one of his sons was named Joseph. *(Point to a child on the AGEN10ECGF3 picture who looks like the second youngest.)* Can you say "Joseph" with me? *(Repeat several times.)* Do we have anyone named Joseph in our group?

Joseph was a good boy. He was happy and always obeyed his father. Jacob loved Joseph and gave him a very special gift that the other boys didn't get.

(Show the GF1 picture.) Jacob gave Joseph a special robe to wear that had bright colors. Joseph loved to wear his robe as much as he could. *(Put on the fancy robe and admire yourself.)* Joseph's brothers hated him when they saw him wearing his fancy robe.

One day, father Jacob asked Joseph to go see his brothers out in the fields. Joseph obeyed, put on his beautiful robe, and walked out to the field.

When the brothers saw him coming, they said to each other, "Oh, no, it's Joseph! Let's put Joseph down in this deep well."

(Show the GF2 picture of Joseph in a well.) Poor Joseph! It was cold and dark down in that hole. Joseph cried out to his brothers, "Reuben! Judah! Please help me! Don't leave me!"

Joseph felt all alone, but he was not alone. God was with Joseph wherever he went.

(Show the GF3 picture.) The brothers saw men with camels on their way to Egypt. "Let's sell Joseph as a slave," said Judah. "Then we won't have to see him anymore."

(Count out twenty silver coins in your hand.) Joseph's brothers sold Joseph as a slave for twenty pieces of silver. Joseph walked all the way to Egypt. *(Walk your feet slowly with a sad look on your face.)* Joseph felt alone because he was away from his father, but God was with him wherever he went.

(Show the GF4 picture.) When the men came to Egypt, they sold Joseph to Potiphar, a rich Egyptian official. *(Count out twenty silver coins in your hand.)* Now Joseph was a slave in Egypt. He did whatever Potiphar wanted. Joseph worked hard for Potiphar. He did the best job he could even though things were not fair for him.

God took care of Joseph in Egypt. Potiphar put him in charge of all the other slaves. God always blesses His children.

Prayer: Dear God, You kept Your promise and took care of Joseph in Egypt. You blessed him as he worked hard for Potiphar. Thank You, in Jesus' name, Amen.

Bible Adventure for 4's, 5's, & K -

(Show the AGEN10ECGF3 review picture of Jacob and his twelve children.) Jacob had a big family when he returned to the promised land of Canaan. One of Jacob's twelve sons was named Joseph. *(Point to a child on the AGEN10ECGF3 picture who looks like the second youngest.)* Can you say "Joseph" with me? *(Repeat several times.)* Joseph was Jacob's next to youngest son.

Joseph had twelve brothers and one sister. That would be like (child's name) in our class having (child's name) and (child's name), etc., for brothers, and (child's name) for a sister. Joseph and his brothers all lived in tents that were close together. Do you think you would always get along with all those brothers and sisters? No, probably not. Sometimes children in a family get jealous and feel like their parents like one brother or sister better. This is what happened to Joseph and his brothers.

Father Jacob loved Joseph very much. Joseph was a good boy, cheerful and obedient to his father. He was easy to love. It is wrong to favor one child over another but because Joseph was one of the youngest, Jacob gave him a gift that the other boys didn't get.

(Show the GF1 picture.) Father Jacob gave Joseph a special robe to wear that was much better than the plain ones that his brothers wore. When Joseph walked around, you could see him from a long way away because that special robe was brightly colored. Joseph loved his robe and wore it as much as he could. *(Put on the fancy robe and admire yourself.)* Joseph's brothers hated him when they saw him wearing his fancy robe.

One day, when Joseph was about seventeen years old, his brothers were far away from Hebron, out in the field taking care of sheep. Because they were a long way from home, Jacob asked Joseph to go check on his brothers and see if they were all right. Joseph obeyed and went to find his brothers. He put on his beautiful robe and walked out to the field.

When the brothers saw him coming toward them wearing that robe, they couldn't stand it anymore. They said to each other, "Let's kill him and say that a ferocious animal has eaten him." It was not right for the brothers to be jealous and angry and hateful, but that is the way they felt.

The oldest brother, Reuben, said, "Let's not kill him. Let's put him down in this deep well." The well didn't have water in it but it was deep and dark. Reuben planned to go back to the well later and get Joseph out.

(Show the GF2 picture.) Poor Joseph! It was cold and dark down in that hole. He felt all alone, but God was with Joseph wherever he went. Joseph could hear his brothers talking about him as they ate their lunch sitting under a tree nearby. Joseph listened to what his brothers were saying and once in a while he would cry out to his brothers, "Reuben! Judah! Please help me! Please!"

While the brothers were eating, they looked up and saw Midianite traders with camels loaded with spices on their way to Egypt. "Let's sell Joseph to the traders," said one of the brothers named Judah. Then Joseph would be gone and they wouldn't have to see him anymore.

(Count out twenty silver coins in your hand and then show the GF3 picture.) Joseph's brothers sold him as a slave for twenty pieces of silver. *(Walk your feet slowly with a sad look on your face.)* Joseph was taken to Egypt, all by himself. He didn't speak the language. Joseph felt alone because he was away from his family, but he wasn't all alone, was he? Who was with him? God was with him and this was part of His plan for Joseph.

(Show the GF4 picture.) The Midianite traders sold Joseph to Potiphar, the Egyptian pharaoh's captain of the police. *(Count out twenty silver coins in your hand.)* Joseph was a slave but he didn't feel sorry for himself in Egypt. He worked hard and fast. He did the best job he could even though things were not fair for him.

God was with Joseph, so everything he did turned out right. Potiphar saw what a good worker Joseph was, so he gave him more and more jobs to do. Joseph liked lots of jobs and always did his best. He was still lonely and missed his dad, but he knew that God was with him, helping him do his best.

One day Potiphar's wife told a lie about Joseph and got him in trouble. Joseph wasn't doing anything wrong. He always did what was right, but Potiphar believed his wife's lie and threw Joseph into prison. Poor Joseph! That wasn't fair, was it?

Joseph was all alone in prison--a dark, cold, miserable place to live. There wasn't a soft chair to sit on or a soft bed to sleep on. The prisoners would groan and were angry and many were sad. No one was happy in prison, except one person. Can you guess who that person might be? Joseph was cheerful because God was with him in prison. God was with Joseph wherever he went.

God helped Joseph do a good job in prison and soon Joseph was in charge of all the prisoners. Joseph would give the prisoners jobs to do. He would make sure that they didn't cause trouble. At night he would go around and make sure that all the prisoners were asleep. He cared for each one and helped them if he could. Joseph shouldn't have been in prison. It was unfair, but he still did his best job and kept a cheerful heart because God was blessing him.

Next week, we will find out what happens to Joseph while he was in prison.

Prayer: Dear God, You kept Your promise and took care of Joseph in Egypt. You blessed him as he worked hard for Potiphar and while he was in prison. You always keep Your promises in the Bible. In Jesus' name, Amen.

Look:

- ❑ **Song Review:** Review the Aim Questions with the children, focusing on the fact that even though scary things happened to him, God was with Joseph. Sing "God Is with Me" from AGEN11EC.
- ❑ **Joseph's Coat Activity Page Center: (AGEN12ECGF1)** Color the picture of Joseph and his special coat. Glue colorful fabric swatches on. Talk about the Aim Questions as the children work.
- ❑ **Decorating Joseph's Coat Center: (AGEN12ECGF5)** Let each child make a coat from large paper grocery bags. Open the bag and turn it upside down. The bottom is now the top. Starting at the open bottom, cut up the middle of one (large) side of the bag along the glued overlap. Continue cutting through the upper fold into the top of the bag and then cut out a large circle (about 6" in diameter) in the center of the top to form a neck hole. Then cut large circles in the small sides of the bag (at the top) to form armholes. Turn the bag inside out. Do this carefully so the "coat" won't tear. It works best to "poke" the corners in first and then just continue reversing the folds. Let the children glue pieces of fabric to Joseph's coat and decorate as they imagine a highly ornamental coat might have looked. Suggested supplies for decoration: sequins, markers, glitter glue, cording, pom poms, and fabric paint. Glue the memory verse label on the coat. Practice the memory verse as the children walk out to the "fields."
- ❑ **Joseph in the Well:** Color the bottom half of a piece of white construction paper brown for the ground around the well. Cut a four-inch slit on the top of the dirt in the middle of the page. Let the children make a Joseph figure by covering a wide tongue depressor with a piece of cloth. Yarn can be taped on the tongue depressor for hair. Tape Joseph to a piece of yarn that is strung between a reinforced hole in the middle of the top and bottom of the page and tied together at the bottom. Pull the knot up and Joseph goes into the well.
- ❑ **Following the Leader Center:** The teacher can draw on the board and the children can follow on their pieces of paper. If you draw a circle, a square, a tree, popcorn, a stem of wheat, a curved line, etc., the children do the same. Talk about what a leader does and how important it is that he do a good job. Who was the leader in our story? Did the people follow him?
- ❑ **Memory Verse Game Center:** Tape a "robe" made of butcher paper on the wall and have the children toss a bean bag at Joseph. Have them try to hit a certain color on the robe. Another option is to have the children toss a bean bag down the "well" to Joseph or at a camel that was taking Joseph to Egypt. As the child throws, everyone can say the memory verse.
- ❑ **Snack Center:** Bring a toaster, bread, butter, knives, and cinnamon-sugar to class. The teacher can toast the bread and the children can add the butter and cinnamon-sugar. Cinnamon is probably one of the spices that the Midianite traders were carrying on their camels to Egypt. For older children, pass out toast to each child, leaving out one teacher. Talk about whether that was fair. What does it feel like to be left out? What did Joseph feel like when his brothers were unfair with him or when it was unfair that he had to go to prison?
- ② **Dance of Colors:** Play the recording of "Joseph's Technicolor Dream Coat" or any other appropriate dance music and have the children dance or move around the room waving a three-foot streamer in each hand. Use as many different crepe paper colored streamers as possible. All the flying colors remind us of the colorful coat that Joseph wore.
- ② **Everybody Do This:** Have the children find an open space and face the leader. The leader will do an action and the children are to copy him while he says the following lines:
  Everybody do this, do this, do this,
  Everybody do this just like me!
  Some motions might include: hand shading eyes (Joseph looking for his brothers), pulling back and forth (brothers taking Joseph's coat from him), curling up on the floor (Joseph in the bottom of the

well), walking in place (Joseph going to Egypt), (bowing down before Potiphar), pointing finger with authority (Joseph directing those under him), etc.

④ **Color the Number Center: (AGEN12ECGF6)** Color the numbered spaces following the color key and then color Joseph's coat. Talk about the mean looks on Joseph's brothers' faces and why they hated Joseph. Talk about the Aim Questions as the children color.

---

④ **Pantomime:** Give children different situations and follow up with them acting out the activity with gusto! Tell them not to get discouraged when treated unfairly but to work even harder. Think of other appropriate situations.
1. You are asked to help with the dishes again and it isn't your turn. What should you do? (Pretend to wash and dry dishes real fast and hard!)
2. You are asked to put the toys away. Seems like you just did it. Your brother or sister doesn't have to do it. What should you do? (Pretend to grab toys and put them in the box. Work very hard and don't complain!)
3. You are asked to clean up your room and you don't want to because you want to play. (Wipe, hang up clothes and put toys away, working as hard as you can.)

④ **Review:** Show an object or picture and have the children tell you what it had to do with the Bible Adventure. Show a picture of a tent, a large family, Jacob and Joseph, a bright coat, a sheep, and angry boys.

④ **Scripture Review:** Tape the individual Scripture words under the children's chairs before class. At the appropriate time, have the children find the words and take them to the teacher who helps them put the words in order so the class can say the verse together.

Songs:

❑ **Promises** *(tune: "Ring Around the Rosie")*
We are thankful fo-or
Promises from Go-od,
Give thanks, give thanks,
We all bow down.

❑ **Joseph** *(tune: "Mulberry Bush")*
Joseph's father loved him so, loved him so, loved him so.
Joseph's father loved him so,
He made him a beautiful coat.

Joseph's coat had many colors, many colors, many colors.
Joseph's coat had many colors,
It made his brothers jealous.
(Add other verses as you think of them.)

❑ **God Will Help You** *(tune: "Frere Jacques")*
God will help you. God will help you.
Every day. Every day.
Let's do our best job. Let's do our best job.
For God, for God. (or, With God's help, With God's help)

Took:

❑ **"God's First People" Booklets: (AGEN12ECGF7)** The children have been making booklets called "Genesis: God's First People." Let the children color their GF6 pictures of Joseph wearing his special coat. Talk about the Aim Questions as the children color. Review previous lessons as the children look at the pictures and any objects you may have given them to put in their "God's First People" booklets. Keep the children's booklets in a safe place throughout the Genesis series.

❑ **Promises Review Song and Necklace: (AGEN12ECGF8)** "What did God promise Jacob? He promised to be with Jacob wherever Jacob went. God promised that to Joseph, also, and He

promises that to all of His children." Let the children string Fruit Loops or another cereal onto a piece of yarn and add the AGEN12ECGF7 circle in the middle. After they've completed their necklaces, sing the song "Ring Around the Rosie"-style.

④ **Joseph Paper Plate Mask:** Cut the center circle out of a paper plate and discard. Tape a craft stick to one edge of the paper plate ring. Decorate the edge with torn multi-colored pieces of paper. Practice showing how Joseph looked with his big smile as he remembered God's promise, was thrown in the well, was sold as a slave, was put in prison but worked hard all the time.

Jacob loved Joseph and gave him a special coat.

AGEN12ECGF1



Joseph's brothers hated him
and threw him into a well.



Joseph was sold as a slave to men going to Egypt.

AGEN12ECGF3

Joseph was sold
as a slave
to Potiphar in Egypt.

Decorating Joseph's Coat



I am with you and will watch over you wherever you go.
Genesis 28:15

I am with you and will watch over you wherever you go.
Genesis 28:15

I am with you and will watch over you wherever you go.
Genesis 28:15

I am with you and will watch over you wherever you go.
Genesis 28:15

I am with you and will watch over you wherever you go.
Genesis 28:15

I am with you and will watch over you wherever you go.
Genesis 28:15

I am with you and will watch over you wherever you go.
Genesis 28:15

I am with you and will watch over you wherever you go.
Genesis 28:15

AGEN12ECGF5

Color the numbered spaces following the color key to the right. Then color Joseph's coat.



color key

1 = red
2 = blue
3 = yellow
4 = green
5 = brown
6 = orange

Jacob gave Joseph a beautiful coat of many colors. This made the other boys very jealous. It made them feel that Jacob loved Joseph more than he loved them.

AGEN12ECGF6

"God's First People" Booklet Page
Lesson 12

God knows everything that will happen.
Genesis 37-39

Joseph's brothers were jealous of his special coat.

I am with you and will watch over you wherever you go. Genesis 28:15

God knows everything that will happen.
Genesis 37-39

Joseph's brothers were jealous of his special coat.

I am with you and will watch over you wherever you go. Genesis 28:15

Promises Review Song and Necklace

Let the children string Fruit Loops or another cereal onto a piece of yarn and add one of these circles in the middle. After they've completed their necklaces, sing the song "Ring Around the Rosie"-style.

Promises
(tune: Ring Around the Rosie")
We are thankful fo-or
Promises from Go-od,
Give thanks, give thanks,
We all bow down.

Promises
(tune: Ring Around the Rosie")
We are thankful fo-or
Promises from Go-od,
Give thanks, give thanks,
We all bow down.

Promises
(tune: Ring Around the Rosie")
We are thankful fo-or
Promises from Go-od,
Give thanks, give thanks,
We all bow down.

Promises
(tune: Ring Around the Rosie")
We are thankful fo-or
Promises from Go-od,
Give thanks, give thanks,
We all bow down.

Promises
(tune: Ring Around the Rosie")
We are thankful fo-or
Promises from Go-od,
Give thanks, give thanks,
We all bow down.

Promises
(tune: Ring Around the Rosie")
We are thankful fo-or
Promises from Go-od,
Give thanks, give thanks,
We all bow down.

Promises
(tune: Ring Around the Rosie")
We are thankful fo-or
Promises from Go-od,
Give thanks, give thanks,
We all bow down.

Promises
(tune: Ring Around the Rosie")
We are thankful fo-or
Promises from Go-od,
Give thanks, give thanks,
We all bow down.

AGEN12ECGF8