

November 22, 1998 Genesis 32-36
Early Childhood AGEN11EC
Jacob and Esau Were Reconciled.

Materials I Need:

Memory Verses:

1. In the beginning God created the heavens and the earth. **Genesis 1:1**
2. I will make you a great nation, and I will bless you. **Genesis 12:2a**
3. I am with you and will watch over you wherever you go. **Genesis 28:15**

Attribute of God emphasized in this lesson:

God blesses His people when they remember His promises.

Aim Questions for 2's & 3's:

1. **Was Jacob afraid to see his brother Esau when he and his family were going back to Canaan?** *(Yes. Jacob was afraid that his brother might still be mad at him.)*
2. **Did Jacob pray to God and ask for help when he was afraid?** *(Yes. Jacob remembered God's promise to be with him wherever he went.)*
3. **Were Jacob and Esau glad to see each other?** *(Yes. They hugged each other and cried together because they were glad to see each other.)*
4. **Did Jacob give Esau a gift of many animals?** *(Yes. Jacob wanted to serve his brother Esau.)*
5. **Was God keeping His promise to be with Jacob wherever he went?** *(Yes)*

Aim Questions for 4's, 5's & K:

1. **Why was Jacob afraid to see his brother Esau?** *(Jacob was afraid that Esau was still mad at him and would try to hurt his family.)*
2. **What did Jacob do when he was afraid?** *(Jacob prayed to God, he remembered God's promises, and he asked God for help.)*
3. **What happened that made Jacob walk with a limp?** *(The "man" who was the Lord God wrestled with Jacob all night and touched Jacob's hip, putting it out of joint.)*
4. **What happened when Jacob and Esau saw each other?** *(They hugged and cried because they were so glad to see each other.)*
5. **What did Jacob do when he arrived at Bethel again?** *(He built an altar and thanked God for keeping His promise to bless him.)*
6. **Did sad things happen to Jacob even though God was always with him?** *(Yes. Even though God was blessing Jacob, sad things happened in his family. His wife, Rachel, died giving birth to Jacob's twelfth son, Benjamin. Even though sad things happen, God always keeps His promises.)*

Key for symbols:

- This box symbol represents ideas that can be used for two-year-olds through kindergarten. Please remember to slow down the pace for two-year-olds and keep the pace moving for five-year-olds.
- ② This symbol represents ideas that are best used for two- and three-year-olds.
- ④ This symbol represents ideas that are best used for four-year-olds through kindergarten.

Hook:

- Livestock Center:** Provide some smaller plastic barnyard animals (goats, sheep, camels, cows, donkeys) to sort, count and move around in groups. Talk about Jacob giving Esau a "gift" of many live animals to please his brother.
-
- Playdough:** Provide animal cutters and talk about all the animals that Jacob had as he went back to his home in the land of Canaan. Roll play dough balls to make stones and make an altar. Have a picture of an altar on the table for the children to see. Jacob, as his father, Isaac, and his grandfather, Abraham, had done, built altars made of stone. He bowed down before God and thanked Him for being with him wherever he went. Say the memory verse together several times.
- Memory Verse Review:** "Did Jacob return to Canaan with Rachel, Leah, and all of his children? Yes, he returned to Canaan just like God told him to do. Did God watch over Jacob like He had promised? Yes! Does God watch over us if we love Him and are a part of His family? Yes! Let's sing our Genesis 28:15 memory verse song to remind ourselves of God's great promise to Jacob and to us." Sing the memory verse song from AGEN09EC, using the motions suggested in that lesson to help the children remember the words. The more animated you are while singing this, the more the children will enjoy it, too!
- Gift Center:** Set up a table to include small boxes, wrapping paper, tissue paper, ribbon, tape, and safety scissors. Bring some objects the children could wrap up to take home. Some choices might include pretty rocks, silk or plastic flowers, pictures from magazines, sea shells, etc. In today's Bible Adventure, Jacob gave his brother, Esau, a "gift." The "gift" was live animals which was a surprise to Esau because he was not expecting all these animals. The children can wrap their surprise gifts today to take home to someone who is not expecting to receive a gift from them.
- Blocks or Bricks:** Use blocks to build a tower or construct a shape that would be strong enough to hold something on top of it (plastic bowl, papers or anything light that wouldn't hurt if it fell). Jacob built an altar to God in the Bible Adventure story to thank Him for keeping His promise to bless Jacob and his family.
- Master and Servant Activity:** Divide the children into pairs and have one be the master and one be the servant. Demonstrate how a servant bows to a master. Let the servant child bow to the master seven times. Then the children can give each other a hug. Reverse the roles and repeat the activity. In today's Bible Adventure, we will hear about how Jacob bowed to his brother Esau.
- ④ **"Master Says" Game:** Play this game like "Simon Says." Tell the children that they are servants and must obey you as the master when you say, "Master says." If you give a command without saying, "Master says," the children should not obey. Explain that a master is a boss, like a parent or a teacher. Children obey and do what their parents and teachers say. Show the AGEN09ECGF4 picture of Isaac giving Jacob the family blessing. Part of the family blessing said that Jacob would be the master and Esau would be his brother's servant. That made Esau very angry at Jacob because Esau wanted to be the master.
- ④ **Jacob Wrestles with Lord Jesus:** Provide a large king-sized or floor-sized pillow for a child to grab onto and hug. With the child on his back on the floor, the teacher will try to pull the pillow away, being careful not to jerk or pull the child along the floor. In today's Bible Adventure, Jacob wrestled with the Lord Jesus and was very strong and would not let go until Jesus blessed him.
- ④ **Whisper a Message Game:** Divide the class into two teams, the "Jacobs" and the "Esaus." They could be identified with a different colored strip of fabric tied on for an arm band. To the first child on the Jacob team, whisper "Your servant is coming back." Whisper to the first Esau, "I am coming to meet you." Those first two children whisper their messages to the next people in line on their teams, who then pass the message along. It will be fun to hear the messages from the last children in both lines. You could begin the game with other messages, ending with those just given. Other messages might be, "It is a great day to learn God's Word" or "Hi. I am glad you came to Bible School today."
- ④ **Sandwich Hug Game:** Assign each child to be an ingredient in a sandwich (baloney, lettuce, pickles, cheese, mayonnaise, mustard, bread). As you call out the ingredients (beginning with the inside ingredients), the children stand in the middle of the room and wrap their arms around those already in the center to form a "sandwich." Let children choose their own ingredients (peanut butter,

pickles, bananas). Talk about this fun “hugging” game and tell the children to listen for the hug in the Bible Adventure when they can hug each other again!

- ④ **Follow The Leader:** Assign a child to be the leader. Give him a situation to make up actions for the other children to follow. For example, “Daddy washed the car just like this...with a pat on his head, a scratch on his back, and a hop in his feet!” The children first pat their heads for a while and then add scratching their backs, also. Finally, they do all three! Other situations to use are, “The puppy chased his tail just like this...” and “Jacob went to sleep just like this...”
-

- ④ **“Jacobs” and “Esau” Chant:** With the teams standing on opposite sides of the room, have them chant back and forth the following: “Your servant is coming back.” And, “I am coming to meet you.”

- ④ **Hanging Out Together in Pairs:** Show children pairs of socks, mittens, shoes, gloves, slippers etc. Talk about two people as partners or a pair. In today’s Bible Adventure, they will hear about the two twin brothers, Jacob and Esau. “I wonder if they are a pair and if they hang out together?” Divide the children into partners and time each partner–team as it tries to find all the pairs (shoes, mittens, etc.) that belong together.
-



Book:

Presentation Ideas -

- Demonstrate walking with a limp. Have everyone limp around in a circle as a large muscle activity before the Bible Adventure begins. Talk about Jacob’s limp.
- ④ Tape pieces of reddish yarn to your arms, neck, and face. As you are doing this, ask the children who remembers the name of the hairy man in the Bible book of Genesis. When the children say “Esau,” ask who remembers why Esau was mad at Jacob. Jacob put hairy fur on his arms and pretended to be Esau. He got the family blessing which made Esau very angry. Esau did not want to be Jacob’s servant. He wanted to be the master.

Bible Adventure for 2’s & 3’s -

(Show the AGEN10ECGF4 review picture.) Jacob was glad to be going back to Canaan where his father lived, but he was afraid to see his brother Esau. He wondered if Esau was still mad at him for taking the family blessing away from Esau. Let’s make a mad face like Esau might have had.

Jacob sent a messenger to Esau and told him to say, “Your servant Jacob is coming back to Canaan. He wants to be your servant. Are you still mad at him?”

(Show the GF1 picture and point to the men on horses.) Esau sent a message back to Jacob, “I am coming to meet you and I am bringing four hundred men with me.”

(Get a scared look on your face.) Jacob was afraid of Esau and his men. He thought that Esau might try to hurt his family.

(Show the GF2 picture.) Jacob knew what to do when he was afraid. Jacob prayed to God and said, “Dear God, You have promised to be with me wherever I am. You have blessed me with many children and animals. Now I’m afraid that my brother Esau will come and hurt my family. Will You please help me now?”

(Show the GF3 picture.) Jacob took his family and animals across the river and spent the night alone. The Lord Jesus came to Jacob in the night. Finally, the Lord touched Jacob’s hip so that he had a limp when he walked. Jacob would always remember that the Lord had come to him and was keeping His promise to bless him.

(Show the GF3 picture again.) The next day, Jacob saw Esau and the men riding toward him. Jacob bowed down to his brother Esau seven times as a servant would bow to his master.

(Show the GF4 picture.) Esau got down from his horse and ran to give Jacob a hug. Jacob and his brother both cried because they were so glad to see each other.

God was answering Jacob’s prayer to be with him wherever he went. Esau was not mad at Jacob and invited him to come live by him.

(Show the AGEN04ECGF4 review picture.) Jacob built an altar, bowed down, and thanked God for keeping His promise to be with Jacob. He thanked God for bringing him back home to Canaan.

Prayer: Dear God, You kept Your promise and took care of Jacob wherever he went. You blessed him with many sons and then took him back home to Canaan. You always keep Your promises in the Bible. In Jesus’ name, Amen.

Bible Adventure for 4's, 5's, & K -

(Show the AGEN10ECGF4 review picture.) Jacob was glad to be going back to Canaan where his father lived, but he was afraid to see his brother Esau. He wondered if Esau was still mad at him for lying about Esau and taking the family blessing away from him.

Jacob sent a messenger back to his brother with this message, "Your servant Jacob is coming back to Canaan. Will you forgive him for pretending to be you when he took the family blessing?"

(Show the GF1 picture and point to the men on horses.) Esau sent a message back to Jacob, "I am coming to meet you and I am bringing four hundred men with me." Uh-oh! What would happen now?

Jacob was afraid of Esau and his men. He thought that Esau would try to hurt his family. Jacob divided up his family and animals into two groups and put one group over here (*Point to one side.*) and one group over here (*Point in the opposite direction.*) He hoped that if Esau attacked one group, the other group could get away safely.

(Show the GF2 picture.) Then Jacob remembered God's promise to be with him. Jacob knew what to do when he was afraid, so he talked to God and said, "Dear God, You have promised to be with me wherever I am. I don't deserve anything from You, but You have blessed me with many children, sheep and goats. Now You have told me to go back home to Canaan, but I'm afraid that my brother Esau will come and hurt my family. Will you please help me now and save my family?"

(Show the GF1 picture again and point to the animals.) Jacob chose a gift for his brother Esau--two hundred and twenty goats, two hundred and twenty sheep, thirty camels, fifty cows, and thirty donkeys. That was a very big gift, wasn't it? Jacob's plan was to soften his brother's heart toward him by sending the animals ahead of him as a gift.

After Jacob had sent the gift animals, he took his family and the rest of his animals across the river. He then crossed back over the river and spent the night alone on the other side.

(Show the GF3 picture.) During the night, a "man" came to Jacob and wrestled with him. This man was actually the Lord Jesus but Jacob didn't know it then. Jacob was a strong man and held on to the man with all his strength throughout the night.

When the sun began to come up, Jacob would not let go. Jacob said, "I will not let you go until you bless me."

The Lord said to Jacob, "I am changing your name from Jacob to Israel," and then He touched Jacob's hip so that it came out of its joint. From then on, Jacob-Israel had a limp when he walked. He would always remember that the Lord God had come to him and blessed him.

(Show the GF1 picture again.) The next day, Jacob saw Esau and the men riding toward him. Jacob was wondering what would happen now. Jacob walked toward Esau, bowing seven times as a servant would bow to a master.

(Show the GF4 picture.) Esau got down from his horse and ran to give his brother a hug. Jacob and Esau hugged and cried because they were so glad to see each other. God was answering Jacob's prayer because his brother was forgiving him.

Esau said to Jacob, "Who are all these children I see?" Jacob said, "God has blessed me with many children." Jacob introduced Leah and her children and then Rachel and her children.

Esau said, "What is the meaning of all these animals that came to me on the road?" Jacob said, "God has blessed me with many animals. These animals on the road are a gift to you."

Esau said, "I already have enough animals, my brother. You should keep them for your own flock."

Jacob said, "Please accept this gift from your servant because God has given me more than I need. I would be pleased if you would accept my gift to you." Esau accepted the gift and invited his brother to come live by him.

How thankful Jacob was! God was with him, keeping His promise to him.

(Show the AGEN04ECGF4 review picture.) When Jacob and his family reached Bethel where God had met with Jacob twenty years earlier, he built an altar, bowed down, and thanked God for keeping His promise to be with him. He thanked God for bringing him back home to Canaan.

Were things always happy for Jacob because God was with him? Not always. Sad things happened to Jacob even though God was keeping His promise. Jacob's wife Rachel died as she was giving birth to her baby named Benjamin. Jacob was very sad because he loved Rachel the most of all.

Next week we will hear more about Jacob in the land of Canaan.

Prayer: Dear God, You kept Your promise and took care of Jacob wherever he went. You blessed him with many sons and then took him back home to Canaan. You always keep Your promises in the Bible. In Jesus' name, Amen.



Look:

- Limping Jacob Activity:** Pair up the children and tie a string, scarf, or rope around one leg of each pair so that the children will be limping like Jacob. Younger children can simply limp to "Schechem" and then to "Bethel" as Jacob did in our Bible Adventure. They can bow seven times as a servant would bow to a master. Then they can bow and pray to God at Schechem and Bethel. Pray to God at each location. Older children can run-limp and compete as teams. Spill out into the hallways if you can.
- Jacob's Flocks Activity Center: (AGEN11ECGF1)** Color the GF1 picture of Jacob and the animals. Glue different seeds, noodles or fabrics on each animal.
- Jacob's Courage March:** Teach the children "God Is with Me" from the Song section, reminding them that Jacob knew that God was with him as he returned to see his brother Esau. Pretend to be Jacob and his servants and family returning to see Esau. Take the children on a "courage march," singing "God Is with Me" as the children follow you on a "journey" to see Esau. Stop and review the Aim Questions, then proceed with your march. Have another teacher meet you somewhere, pretending to be Esau. Let all of the children hug "Esau" to remember how Jacob and Esau greeted each other.
- Crossing the River Activity:** Place two ropes parallel on the floor and ask the children to leap over the "river." Repeat while making the "river" a little wider each time. When the river is too wide to leap, place "stepping stones" (rugs or papers) between the two ropes and have the children carefully step their way to the other side. In our story, Jacob took his family to safety across the river.
- Animal Basket Upset: (AGEN11ECGF5)** Everyone sits on chairs in a circle facing the center except for the one who stands in the center. Everyone is given the picture of an animal (goat, sheep, camel, donkey, cow). When the center person calls out the name of an animal, the children with that animal stand up and exchange seats. The center child quickly sits down in an empty chair and the person without a place to sit is the new center person. Two animals can be called at the same time or "barnyard upset" where everyone jumps up and finds an empty chair in which to sit.
- Memory Match Game:** Using pictures of goats, sheep, camels, cows and donkeys that children have colored, cut them apart and turn them over on the floor. Take turns trying to turn over a matching pair.
- Magazine Pictures: (AGEN11ECGF8)** Hold up the GF8 picture of people doing things. Have the children tell you something good about what could be going on in the picture. Then with the same picture, have them think of something sad that could also be going on. Repeat with several other pictures. Sad things happened to Jacob, yet God kept His promises to Jacob.
- Snack Center: (AGEN11ECGF7)** Provide animal crackers today and try to find the animals that Jacob gave away to Esau. If possible, show the children a large container of crackers so they can try to guess how many crackers would be in such a big container. Jacob had given Esau over five hundred animals as a gift! The children could share their crackers with each other just like Jacob. Talk about Jacob being afraid of his brother, Esau, because he knew he had not treated Esau fairly. Yet God blessed Jacob because Jacob knew that God was the source of all his blessings. Show the GF7 pictures and ask questions such as, "What does it feel like to be afraid of someone or something? What things have you been afraid of? What do you do when you are afraid? What did Jacob do when he was afraid?" (Prayed to God, remembered God's promises, asked God for help).
- ④ **Jacob's Hip:** The leader starts the activity by facing the class and touching different body joints (hips, shoulders, knees, ankles, elbows) while the class copies her. Choose a child to draw a paper from a pile that has all these joints listed and give it to the leader. He then joins the class and they move around the room skipping and running. The leader calls out "stop" and everyone stops what he is doing and holds onto one of the mentioned joints (their choice). The leader reads the paper and all the children who are holding that joint sit down. Repeat with the moving children being careful not to touch those sitting down. It only needs to be repeated a few times before another game could be started. Which joint did the Lord Jesus touch on Jacob after wrestling with him that would make Jacob limp for the rest of his life?

- ④ **Memory Verse Puzzle Center:** Cut out large words to the memory verse and arrange them in order on a large poster board. Outline the words in felt tip pen onto the board to make a puzzle. For class, pass out the large Scripture words and have the class come up, one person at a time, to tape their word onto the puzzle. Read the whole verse each time new words are filled in.
- ④ **Hugging Game:** When Esau and Jacob saw each other, they were so happy that they hugged each other. In our game today, one person will be "it" and try to tag the last person who was hugged. Have the children stand in a circle and the center person sits in a chair and hides his eyes while a "hugger" is chosen. The "hugger" tries to pass his hug to a person on either side of him without the center person seeing him. When the center person sees or thinks he knows where the "hug" is, he jumps up and tags that person who can quickly try to pass the hug along before being tagged. If he is caught, he is the new center person.
- ④ **"Duck, Duck, Goose" Game Center:** Play this game using the words "Jacob, Jacob, Israel." Talk about Jacob's name change.
-
- ④ **Sharing Animals Center: (AGEN11ECGF5)** Color the animals, cut them apart and share them with a friend in the class. Talk about how Jacob gave his animals as a gift to Esau and Esau accepted them.
- ④ **Memory Verse and Sound CD:** Request the CD filled with sounds from the Children's Department or tape your own sounds from around your house on a cassette recorder. During class, listen to the different sounds and identify the sounds and where you might be. Recite the memory verse together. Talk about different places you might be this week and remember that God is always with you.
- ④ **Thumb Print Animal Sheet:** Using stamp pads and thumbs, make prints on construction paper and add a head, legs, and tails for the animals that Jacob gave to Esau. Make a Jacob and Esau hugging. Talk about their happy reunion.
- ④ **Feel and Guess Bag:** In a bag, place the following items and as children feel in the bag, they get to guess what they think they are feeling: plastic people toys held together with rubberbands (men with Jacob); plastic man--Jacob or Esau; play animals--gift from Jacob; Bible--God's promise to always be with Jacob; picture of someone praying; two toy people banded together as if hugging!
- ④ **Marshmallows in the Mouth:** Make three or four paper plate faces. Cut a hole out for a mouth, color the eyes, and fringe-cut the edge for hair. Attach the plate to a styrofoam bowl with tape so that the bowl will catch whatever goes in the mouth. Give each child ten marshmallows to try to drop into the mouth. For each one that goes in the mouth, they get to recite "God keeps His promises" or the memory verse.

Songs:

- God Is with Me** (*tune: "Jesus Loves Me"*) by Amy Kim
 God is with me, this I know, for the Bible tells me so,
 I don't have to be afraid, He is with me every day.
 Yes, God is with me. Yes, God is with me.
 Yes, God is with me, the Bible tells me so.
- Promises** (*tune: "Ring Around the Rosie"*) by Amy Kim
 We are thankful fo-or
 Promises from Go-od,
 Give thanks, give thanks,
 We all bow down.
- Action Song:** (*tune of "London Bridge"*)
 Jacob went to meet his brother, meet his brother, meet his brother. (*Walk in place.*)
 Jacob went to meet his brother and he was afraid.

Jacob bowed and talked to God, talked to God, talked to God. (*Praying head and hands*)
 Jacob bowed and talked to God when He was afraid.

God promised to be with Jacob, be with Jacob, be with Jacob. (*Clasp hands.*)
God promised to be with Jacob wherever he went.

Jacob sent his brother gifts, many gifts, many gifts. (*Circle hands around each other and then extend with palms up.*)

Jacob sent his brother gifts to soften Esau's heart.

I'm All Made of Hinges (*tune: "Blow the Man Down"*)

I'm all made of hinges and everything bends

From the tip of my toes to the top of my head. (*Bend forward.*)

I bend in the front and I bend in my back. (*Bend backwards.*)

If I didn't have hinges, I surely would crack. (*Clap hands.*)



Took:

"God's First People" Booklets: (AGEN11ECGF6) The children have been making booklets called "Genesis: God's First People." Let the children color their GF6 pictures of Jacob and Esau reconciling. Talk about the Aim Questions as the children color. Review previous lessons as the children look at the pictures and any objects you may have given them to put in their "God's First People" booklets. Keep the children's booklets in a safe place throughout the Genesis series.

God's Promises Song and Discussion: Review the memory verse with the children. Talk about times when they might be afraid (thunder storms, flying in an airplane, big dogs barking, being alone in the dark) and talk about God's promise to always be with His children who love Him and obey Him. We can be thankful because we know this promise from God. Teach the children "Promises" from the Song section, and sing it "Ring Around the Rosie"-style, falling down and bowing at the end of the song. The younger children will love these motions, so keep repeating the song, even if they are not able to sing with you.

Rocks and Altars Center: Place eight (one to two-inch) rocks in a lunch bag for each child. Let the children color their rocks with crayons or markers, coloring two red, two blue, two green and two yellow. Put four rocks of different colors in the bag. Pour out the rocks and line them up in the order they came out of the bag. Place the other four rocks in the same color pattern. Talk about the altar that Jacob built with stones when he wanted to thank God for being with him wherever he went. Let the children pile their rocks like an altar to remember that God was keeping His promise to Jacob and He always keeps his promises to us, too.

Donkey Cup: Make a donkey out of a styrofoam cup by adding two paper ears, coloring eyes on the sides and a mouth and nose on the end. Let the children put their hands into their donkeys and tell the story again from the donkey's perspective. (Jacob gathered the donkeys together, said he was afraid of his brother, divided the animals, chose some to be a gift for Esau, and sent them on their way.)

Stone Altar Center: Using brown construction paper, let children tear out stone pieces and glue them on a piece of paper in the shape of an altar (show picture from Bible). Use this to remember that God always keeps His promises.


"God Is With Me" Mobile: (AGEN11ECGF7) Place a picture of Jesus (request from the Children's Department) in the center of a paper plate for each child. Around the bottom edge at different lengths, tie on pictures of different places a child might go. Tie a piece of yarn in a hole punched on the top of the plate for a hanger. Talk about remembering that God is with us wherever we go.



Jacob was afraid when he heard that his brother Esau was coming to meet him.

AGEN11ECGF1

101
(1170)



Jacob prayed to God and asked Him to take care of his family.


AGEN11ECGF2

A handwritten signature in the bottom right corner of the page.








Jacob held on to
the "man" with all
his strength.

Jacob and Esau hugged and
cried because they were
glad to see each other.



Jacob's Animals



"God's First People" Booklet Page
Lesson 11

God blesses His people when they remember His promises.
Genesis 32-36



Jacob met with Esau on his way home to Canaan.

I am with you and will watch over you wherever you go. Genesis 28:15


God blesses His people when they remember His promises.
Genesis 32-36



Jacob met with Esau on his way home to Canaan.

I am with you and will watch over you wherever you go. Genesis 28:15

I am with you and will watch over you wherever you go. Genesis 28:15



I am with you and will watch over
you wherever you go. Genesis 28:15

