

**Materials I Need:**

**Memory Verse:**

In the beginning God created the heavens and the earth. Genesis 1:1

**Attribute of God emphasized in this lesson:**

God's ways are always best.

**Aim Questions for 2's & 3's:**

1. **Did God give Adam and Eve many trees with good fruit to eat?** *(Yes. There were plenty of "yes" trees.)*
2. **Did Eve eat fruit from the "no" tree and give it to Adam to eat?** *(Yes. Adam and Eve disobeyed God and ate the fruit.)*
3. **Did God know that Adam and Eve had disobeyed by eating the fruit?** *(Yes. God knows everything. Adam and Eve were hiding from God.)*
4. **Did God make a robe made of animal skins for Adam and Eve?** *(Yes. God helped Adam and Eve obey.)*
5. **Does God want you to obey your parents or say, "No!" to them?** *(God wants you to obey your parents the first time they ask.)*

**Aim Questions for 4's, 5's & K:**

1. **What choice did Adam and Eve make in the Garden of Eden?** *(Adam and Eve chose to disobey God and eat fruit from the "no" tree.)*
2. **How did God find out about Adam and Eve's disobedience and what did He do about it?** *(God knows everything. Adam and Eve hid from God because they had disobeyed. God had to punish Adam and Eve's disobedience.)*
3. **How did God cover the "no" in Adam and Eve's hearts so that they could obey Him?** *(God covered Adam and Eve with animal skins and showed them how to worship Him.)*
4. **How did Cain's bad attitude cause him to make another bad choice?** *(God told Cain that if he did not give up his bad attitude, his sin would control him. Cain said "no" to God and killed his brother.)*
5. **Does God want you to say "No," or "Yes," to your parents when they ask you to obey?** *(God wants you to say, "yes," and obey the first time they ask.)*

**Key for symbols:**

- This box symbol represents ideas that can be used for two-year-olds through kindergarten. Please remember to slow down the pace for two-year-olds and keep the pace moving for five-year-olds.
- ② This symbol represents ideas that are best used for two- and three-year-olds.
- ④ This symbol represents ideas that are best used for four-year-olds through kindergarten.

**Hook:**

**Act Out Review:** Talk about some of the things that God made and how they were all just right. Act out these things (walk like an elephant, roar like a lion, hop like a bunny, buzz like a bee, grow like a

flower, wave like a tree in a breeze, etc.). End the discussion by saying, "God made the animals on the sixth day, and He made Adam and Eve on the sixth day. God also made you. He made you just right and I'm glad you are you."

---

**Six Days Review: (AGEN01ECGF1 through AGEN01ECGF7)** Use overhead transparencies to review the six days of creation. Sing "Six Days" from last week's Song section. Talk about our powerful God who created all good things.

**Finger Play: Way Up High in an Apple Tree!**

*(Let children take turns naming different fruits.)*

Way up high in the apple tree, *(Reach your arms high in the air.)*

Two big apples smiled down at me.

I shook that tree as hard as I could. *(Pretend to shake the tree trunk.)*

Down came the apples, and mmm. . . *(Float arms down.)*

Were they good. *(Rub tummy.)*

② **Memory Verse Center: (AGEN01ECGF8)** Use the GF8 picture from last week that showed what God created. Give a picture to each child. Sing the memory verse song from AGEN01EC and potato stamp the numbers one through seven all over the pictures. Review the fact that God created everything in six days and rested on the seventh. At the end, sing the memory verse song one more time.

② **Tree Center:** Draw a simple tree and photocopy enough copies for each child to have one. Give each child a tree to color and decorate with sequins and fruit stickers. Then, have each child tape his or her tree to a large piece of butcher paper hanging on the wall. This will be your "garden." Write each child's name on the appropriate tree so parents can take the tree down when they come to get their children. This will encourage parents to talk with their children about what the children are learning in class.

② **Garden Center:** Bring the large pan of plants that you planted last week. Set it out on one table for the children to see. As they look at the plants' progress, talk about gardens. Ask the children if they have a garden at home. Ask them what grows in gardens. Ask them silly "yes" or "no" fruit questions like, "Is this a fruit?" (Hold up a tennis ball.) "Is this an orange?" (Hold up a rock.) "Is this an apple?" (Hold up an apple.) Etc.

④ **Imaginative Pantomime to Music:** In time to music, let children act out different activities such as washing their hands, combing their hair, getting dressed, eating food, petting pets, jumping rope, picking fruit, etc. Tell them to listen in the Bible Adventure to find out what happened to someone who picked fruit from the wrong tree.

④ **Hide Under a Sheet:** Divide the children into three or four groups. One group at a time hides under the blanket tent. Talk about trying to hide when you have done something wrong. "Can God see you? Yes, God always knows where you are. In the Bible Adventure today, some people try to hide from God. Do you think they can do that? Listen and find out!"

④ **Hiding Ticking Clock:** Hide a clock or timer that has a loud tick. Ask children to be very quiet and listen for the clock. They are to search for it and when someone finds it, that child makes a silent cheer. He is the next one to hide the clock as the others hide their eyes in their hands. Talk about how we have to listen to find the clock but God doesn't even have to hear us. He always knows just where we are. He knew where Adam and Eve were in the garden.

④ **My Own Garden of Eden:** Children can cut pictures out of magazines and make a picture of what they think the Garden of Eden might have looked like. Be sure to include the tree of evil! They will hear more about this garden in the Bible Adventure today.

④ **Creation Review:** Sit in a circle on the grass and say, "I see something that God has made and it is green and straight. What do I see?" Let the children take turns guessing. The first one to get it right is the next person to see something to describe. You may need to help the younger children with their clues.

④ **Puppets Disobey:** Let children play with puppets and talk to each other, telling about times they have disobeyed and what the consequences were. In today's Bible Adventure, they will hear about how Adam and Eve make a wrong choice and disobey God.



## Book:

### Presentation Ideas -

- Color the **AGEN02ECGF1**, **AGEN02ECGF2**, and **AGEN02ECGF3** (for fours and fives only) pictures and glue them to colored pieces of construction paper. Save these pictures to review with the children from week to week. Keep them on hand for review at the end of each class time.
- Each time you say, “No,” use a pouty, foot-stamping inflection in your voice. The children can relate to that attitude as being a disobedient attitude.
- Bring fruit and take a bite when you come to that part of the Bible Adventure.
- Older children can hiss whenever you say the word, “serpent.”

### Bible Adventure for 2's & 3's -

*(Show the GF1 picture of Adam and Eve in the Garden of Eden.)* Everything was very good for Adam and Eve in the Garden of Eden. They talked and laughed together and they talked to God every day. They had all the trees with good fruit. God said, “Yes! Eat from this tree; *(Point to a tree.)* Yes! Eat from this tree; *(Point to another tree.)* and, Yes! Eat from this tree. *(Point to a third tree. You could put a happy face on each “yes” tree as you talk about the goodness of God's provision.)*

*(Draw an “X” through the “no” tree.)* God said “no” to one tree because it would hurt Adam and Eve to eat the fruit. The fruit was bad for Adam and Eve. It was like poison and they would die. God didn't want Adam and Eve to be hurt.

*(Show the GF2 picture.)* There was a bad animal in the Garden of Eden called a serpent. *(Have the children hiss as you put a snake on the tree.)* The bad serpent did not want to obey God. The bad serpent wanted to do bad things.

The bad serpent saw Eve in the Garden of Eden, looking at the “no” tree. *(Put fruit stickers on the tree as you tell the Bible Adventure.)* He said to Eve, “You should eat some fruit from that tree. Then, you will be as smart as God. You will know everything that God knows. It won't hurt you to eat just one little fruit.”

Eve listened with her ears and Eve looked at the fruit with her eyes. The fruit looked very good. Eve wanted to be wise like God, so she took a fruit and ate it. *(Pretend to take a bite and chew it.)*

Eve went to Adam and said, “Here, Adam, eat this good fruit. It will make you wise like God.”

Adam should have said, “No,” to the bad fruit. God had said, “No,” and so Adam should always obey what God says. *(Hold up your Bible.)* These are God's words in the Bible and we should obey what God says.

*(Speak with a slow, sad voice.)* Adam did not obey. Adam ate the fruit. *(Pause and speak with a soft voice.)* When Adam and Eve ate from the “no” tree, a little “no” came into their hearts. They started wanting to say, “No,” to God. They wanted to hide from God when He came to talk to them.

God came looking for Adam and Eve, to talk to them as He did each day. “Adam! Eve! Where are you? *(Silence.)* Are you hiding? Did you eat from the ‘no’ tree?”

Adam knew that he had done a bad thing. He said to God, “Eve gave me the fruit. She made me do a bad thing.”

God looked at Eve. She knew that she had done a bad thing. Eve said, “The serpent gave me the fruit. He made me do a bad thing.”

God said, “You chose to do the bad thing. Now that you have disobeyed Me, you have a ‘no’ in your hearts. When you disobey Me, you have a punishment. Now, Adam, you will work harder to grow your food, and you and Eve will have to leave the Garden of Eden. But, I love you and I will send a Savior to help you obey Me.”

God loved Adam and Eve and made a way to cover up the “no” that was hiding in Adam and Eve's heart. God took animal skins and made robes for Adam and Eve. The robes would remind them that God would help them obey Him.

**Prayer:** Dear God, You know everything because You are God. I want to obey You because Your ways are always best for me. Help me obey Your best way, in Jesus' name, Amen.

### **Bible Adventure for 4's, 5's, & K -**

(Show the GF1 picture.) Everything was very good for Adam and Eve in the Garden of Eden. They talked and laughed together each day, and they talked to God. God had given them many good things. They had all the trees with good fruit. God said, "Yes! Eat from this tree; (Point to a tree.) Yes! Eat from this tree; (Point to another tree.) and, Yes! Eat from this tree." (Point to a third tree. You could put a happy face on each "yes" tree as you talk about the goodness of God's provision. Draw an "X" through the "no" tree.)

God said, "No," to one tree called the "tree of evil." Evil is like poison that makes people die. Evil is anything that makes us disobey God. God knew that it would hurt Adam and Eve to know about evil. God didn't want Adam and Eve to be hurt by evil.

There was a very charming, crafty animal in the Garden of Eden called a serpent. (Have the children hiss as you put a snake on the picture.) The serpent wanted to be like God. The serpent never obeyed God because he wanted to do things his own way. He liked to do bad things and wanted Adam and Eve to do bad things.

(Show the GF2 picture and put a snake on the tree.) The bad serpent saw Eve in the Garden of Eden, looking at the "no" tree. (Put fruit stickers on the tree or draw fruit on it.) The serpent said to Eve, "Eat some fruit. If you eat from that tree, you will be as smart as God. You will know everything that God knows. It won't hurt you to eat just one little bite."

Eve listened and Eve looked at the fruit. The fruit looked very good. Eve wanted to be wise like God, so she listened to the bad serpent's lies rather than obeying God's words. She took a fruit and ate it. (Pretend to take a bite and chew it.) Uh-oh! She disobeyed God!

Eve went to Adam and said, "Here, Adam, eat this good fruit. It will make you wise like God."

Uh-oh! What should Adam have done? Should he have listened to Eve and eaten the fruit of the "no" tree or should he have obeyed God? We should always obey what God says. (Hold up your Bible.) These are God's words in the Bible.

(Speak with a slow, sad voice.) Adam did not obey God. Adam ate the fruit. (Pause and speak with a soft voice.) When Adam and Eve ate from the "no" tree, a little "no" came into their hearts. They started wanting to say "no" to God. They wanted to hide from God when He wanted to talk to them.

God came looking for Adam and Eve, to talk to them, as He did each day. "Adam! Eve! Where are you? (Silence.) Are you hiding? Did you eat from the 'no' tree?"

Adam knew that he had done a bad thing. He said to God, "Eve gave me the fruit. It's her fault! She made me do a bad thing."

God looked at Eve. She knew that she had done a bad thing. Eve said, "The serpent gave me the fruit. It's his fault! He made me do a bad thing."

(Look around the circle at each child and ask. . .) Was it someone else's fault that Adam and Eve disobeyed God? No. They both chose to do a bad thing.

God said, "Now that you have disobeyed Me, you have a 'no' in your hearts. You have disobedience in your hearts. When you disobey Me, you have to have a punishment. Now, Adam, you will work harder to grow your food, and you and Eve will have to leave the Garden of Eden. But, I love you and will send a Savior to help you obey Me."

God did love Adam and Eve and made a way to cover up the "no" in their hearts. He took animal skins and made robes for Adam and Eve. The robes would remind them that God would help them obey Him.

(Show the GF3 picture.) Adam and Eve's disobedience passed on to their two sons, one named Cain and one named Abel. Abel's job was to take care of the animals in the fields. Abel wanted to please God and worship Him. When it was time to bring a gift to the Lord, Abel chose the best animal from his flock to give to God.

Cain's job was to grow the fruits and vegetables on his father's farm. Cain didn't want to please God. When it was time to bring a gift to the Lord, Cain did not choose the best to give to God. Cain brought whatever was easy. He brought any old fruits and vegetables as a gift.

God accepted Abel's gift, but He said to Cain, "Your gift is not right."

Cain was very upset and angry with God. He had an angry look on his face. (Make an angry face.)

God said, "Cain, you have another chance. If you do what is right, I will take away your bad attitude, but if you do not do what is right, your bad attitude will grow and get worse."

Cain did not do what was right. He let the "no" grow in his heart. Cain hated his brother more and more each day. One day, when Cain and Abel were out in the fields alone, Cain attacked his brother and killed him. Cain wasn't even sorry because his heart was filled with anger and hate.

God came to Cain and said, "Where is your brother Abel?"

Cain had a bad attitude and said, "How should I know?" (*Raise your chin and shrug your shoulders.*) God knows everything, so He knew exactly what had happened to Abel. God told Cain, "I know that you killed your brother and now you must be punished. You will have to leave your home."

Cain felt sorry for himself and was sad about the punishment, but he still had a big "no" in his heart. He still didn't want to do the right thing. He never talked to God and he passed his bad attitude on to his children. None of his children or grandchildren wanted to talk to God or obey Him.

Adam and Eve had a third son named Seth who grew up and wanted to talk to God and obey Him. Seth's children and grandchildren wanted to talk with God and obey Him. We will talk more about Seth's grandchildren next week.

I want to be like Abel and Seth, don't you? I want to obey God in the way that He says is right.

I don't want to be like Adam or Eve who disobeyed God and ate from the "no" tree. I don't want to be like Cain who hated his brother and killed him. I want to obey God and do what He says is right.

**Prayer:** Dear God, You know everything because You are God. I want to obey You because You know what is best for me. Your way is the best way. Help me do what You say is right, in Jesus' name, Amen.



### Look:

- "God Says" Game:** Play this game like "Simon Says" for older children. For younger children, every command will be "God says." For example, say, "God says, 'Eat this fruit,'" and the children can pretend to eat. Continue with other commands, like, "Don't eat from this tree," (the children will shake their heads, "no,") "Dig the thorns. Crawl on your belly. Put on a robe. Leave the garden."
- Roller Ball Review:** With children seated in a large circle on the floor, legs crossed and knees touching, roll a ball from one child to another. The one who catches the ball answers the next Aim Question or says the memory verse with the friends on both sides of him. The teacher may need to prompt the younger children with their answers.
- Tree Activity Picture: (AGEN02ECGF2)** Give each child a picture of Adam and Eve by the tree in the garden. Help the children glue pieces of fruit onto the "no" tree. You can glue raisins, berries, or pieces of any dried fruit. Be sure to give each child a few pieces that they can eat, so they don't eat their glued ones. As you are doing this project, talk about the Aim Questions and review the Bible Adventure. At the end, sing "Yes to God" from the Song section three or four times.
- Bible Adventure Review:** Provide each child with a sheet of coarse sand paper and several lengths of different colored yarn. Let the children make shapes with the yarn as they "draw" different things they remember from the Bible Adventure (apple, tree with an "X" over it, animal, plant, serpent, garden, happy face, sad face). The yarn will stick to the sand paper in whatever shape the children place it. Let them take their sand paper drawings home to show family members what they learned today.
- ② **"No" Tree:** Next to your "garden" of little trees (See the Hook Tree Center.), hang a drawing of a tree that is about three feet tall. This is the "no" tree. At one table have each child make an "X" out of two three-inch strips of black construction paper. A glue stick would work well for this. As the children get done, have them go over to the larger tree, and with a teacher's help, tape their "X" onto the "no" tree. When everyone is done, have one teacher stand by the garden and review the Aim Questions with the children. Point to the "yes" trees and the "no" tree as you talk about the Bible Adventure. Sing the "Yes to God" song at the end.
- ② **Snack Center:** Have three bowls of fruit from which the children can choose. Cover one bowl with a big black "X" made out of construction paper, and tell the children that that is the "no" fruit. They can choose from any fruit they want except the "no" fruit. It would be helpful to have the fruit that is in the "yes" bowls cut up and ready to eat. You could even use canned fruit and dish it onto a paper plate or paper bowl.
- ④ **Hot Potato or Hot Fruit:** Toss a bean bag and pretend that it is fruit that you got off the "no" tree of evil. Pass it as fast as possible so as to not get caught with it when the music stops.
- ④ **I'm Going on a Fruit Hunt:** Instead of a bear hunt, take a trip to the Garden of Eden. Do the appropriate actions as you pack a lunch, put on your jacket, close the door, walk down the path, climb over a hill, wade through a swamp, walk over a rocky road, wade through a creek, walk into a

garden, smell the flowers, hear the happy birds, and see the good fruit to pick. When you see the tree of evil, say "No! God said, 'No!'" and go through all the motions in reverse until you reach your home.

- ④ **Look Who is Obeying:** Make spy telescopes out of paper towel tubes. Let the children decorate their tubes. Punch holes in one end and tie yarn through them so they hang around their neck. Use it to spy on people in the class who are obeying! "Did Adam and Eve Obey? Do you think they wished that they had obeyed? Do you always obey? What happens when you don't obey?"
- ④ **Clapping Rhythm Review:** As you review the Bible Adventure with short statements, ask the children to join you each time in repeating the statements and clapping the rhythm at the same time.
- 

- ④ **Good Fruit/Bad Fruit Musical Chairs:** Tape good fruit and bad fruit (an apple shape with an "X" over it) on each chair seat. (Children could color these during Hook time.) Play music and have children walk around in front of the circle of chairs. When the music stops, the child in the "bad fruit" chair has to stand out of the game. Continue until just two children are left.
- ④ **Game Time:** Play "Mother, May I" or "Red Light, Green Light" today. Reinforce the idea of being obedient/following directions.

### Songs:

**Obey the Lord** (tune: "Farmer in the Dell")  
Obey the Lord, obey the Lord,  
His plan is always best, so obey the Lord.

**O, Come Let Us Obey Him** (tune: "O, Come Let Us Adore Him")  
O, come let us obey Him, (Repeat three times.)  
God's plan is best.

We want to worship Go-od, (Repeat three times.)  
God's plan is best.

**I Obey** (tune: "London Bridge") from *Sing-Along Songs for Young Children* ©1992 Gospel Light Productions

1. When Mother (Daddy, teacher) says, "Pick up your toys,  
Pick up your toys, Pick up your toys."  
When Mother says, "Pick up your toys,"  
I obey.
2. "Oh, please come here,"
3. "Put on your shoes,"
4. "Hang up your (coat),"
5. "Please share your toys,"
6. "Please get dressed,"
7. "Oh, please help me,"


**We Will Not Forget God's Word**  
We will not forget God's Word  
That is where His voice is heard.  
If we listen and obey  
We'll be happy every day.

**Yes, I Will** (tune: "Row, Row, Row Your Boat")  
Yes, yes, yes I will, (Walk and slide feet to the right.)  
Yes, I will obey. (Slide feet to left.)  
I will try to do what's right,  
(or "Everything that's in God's Word") (Hands open, forming an open book.)  
Yes, I will obey. (Pound fist on top of the other and smile.)

---



**Took:**

 **“God’s First People” Booklets: (AGEN02ECGF4)** Last week, the children made booklets called “Genesis: God’s First People.” Children who were absent last week can make their booklets this week. Let the children color the GF4 pictures that show how God’s first people, Adam and Eve, disobeyed God by eating from the “no” tree. Talk about the Aim Questions as the children color. Add any pictures or objects, such as a dried piece of fruit, in the children’s second baggie in their booklets. Review last week’s lesson as the children look at the pictures and objects in their first baggies. Keep the children’s booklets in a safe place throughout the Genesis series.

---

- ④ **Fruit Loop Bingo Game: (AGEN02ECGF5)** Give each child a sandwich bag of fruit loops and the GF5 sheet with pictures of obedience and disobedience on it. Cut up one copy of the bingo pictures into individual squares and put them into a bag. As you draw a picture out of the bag, talk about what is happening in that picture. The children get to place a fruit loop on the picture that matches on their sheets. They yell, “Bingo!” when they have a straight line of fruit. In today’s Bible Adventure, we will hear about a fruit tree and how Adam and Eve disobeyed God with the fruit tree.
- ④ **Lace-a-Heart Pocket: (AGEN02ECGF6 & AGEN02ECGF7)** Give each child two GF6 poster board hearts that have holes punched around the edges of the lower half. Using long pieces of yarn (ends dipped in melted wax or bound with tape), let the children lace their hearts together, making pockets. Color the GF7 happy and sad children to put in their heart pockets, along with the GF6 Cain and Abel pictures. As the children pull one of the pictures out of their hearts, ask if that child obeyed or disobeyed. Adam and Eve had sad and scared faces when they disobeyed God. Cain had a sad and angry face when he disobeyed God. We want to obey our parents so that we can have happy faces.
- ④ **“God’s Ways Are Best” Center: (AGEN02ECGF7)** Let the children color the GF7 picture as they talk about ways of treating each other. These pictures can be cut apart and placed in the “Lace-a-Heart Pocket,” described above.

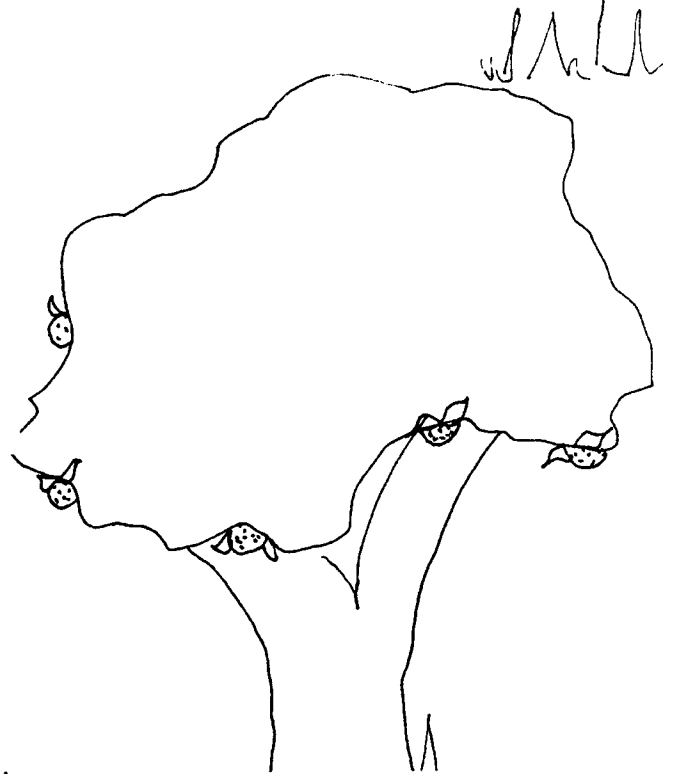


AGEN02ECGF1


God gave Adam and Eve a beautiful garden filled with good things to eat.  
God said, "Yes," to all foods except to one "no" tree.



Adam and Eve disobeyed God and  
ate fruit from the "no" tree.





God's ways are always best.








God was pleased with Abel's gift.  
Cain was angry that God did not accept his gift.

"God's First People" Booklet Page  
Lesson 2



# Fruit Loop Bingo Game



**Lace-a-Heart  
Pocket**




**God's ways are  
always best!**



Abel



**God's ways are  
always best!**



Cain

# God's ways are always best!

Color the pictures that show God's best ways.

