


November 8, 1998

Genesis 25-28

Early Childhood

AGEN09EC

Jacob Received Isaac's Blessing.



Materials I Need:

Memory Verses:

1. In the beginning God created the heavens and the earth. **Genesis 1:1**
2. I will make you a great nation, and I will bless you. **Genesis 12:2a**
3. I am with you and will watch over you wherever you go. **Genesis 28:15**

Attribute of God emphasized in this lesson:
God is always with us and watches over us.

Aim Questions for 2's & 3's:

1. Did Isaac and Rebekah have twin boys named Jacob and Esau? (Yes)
2. Did Jacob pretend to be Esau so that he could get the family blessing? (Yes. Jacob put hair on his arms and wore Esau's clothes.)
3. Was Esau mad when he found out that Jacob got the family blessing? (Yes. He wanted to hurt Jacob.)
4. Did Jacob leave his home to find a good wife? (Yes)
5. Did God talk to Jacob in a dream? (Yes. God said to Jacob, "I am with you and will watch over you wherever you go.")
6. Is God with you wherever you go?

Aim Questions for 4's, 5's & K:

1. What were the names of Isaac and Rebekah's twin boys and what were they like? (Esau had lots of red hair and loved to hunt animals. Jacob was quiet and liked to cook.)
2. Why did Esau sell his birthright to Jacob? (Esau didn't care about his birthright and sold it to Jacob for some fast food.)
3. How did Jacob get the family blessing? (Jacob wore Esau's clothes and put hair on his arms.)
4. Why did Jacob leave home? (Jacob was afraid because Esau was going to kill him. His parents wanted him to go find a good wife at Haran.)
5. What did God tell Jacob in the dream? (Say the memory verse.)
6. Do you believe that God is with you wherever you go?

Key for symbols:

- This box symbol represents ideas that can be used for two-year-olds through kindergarten. Please remember to slow down the pace for two-year-olds and keep the pace moving for five-year-olds.
- ② This symbol represents ideas that are best used for two- and three-year-olds.
- ④ This symbol represents ideas that are best used for four-year-olds through kindergarten.

Hook:

- Twins Center:** Bring twins of various ages, some identical and some fraternal. It would be good to have a set of fraternal boys, if possible. If one of the boys has red hair, that would be great. Show the differences between the fraternal twins. In today's Bible Adventure, we will hear about twin boys. The oldest twin had red hair all over his arms, legs, and body. His name was Esau. His brother Jacob had smooth skin. They were very different from each other.

God Keeps His Promises Review: "Did God keep His promise to Noah to keep Noah and Noah's family safe in the ark? Yes! Did God keep His promise to Abraham to give him a son? Yes! Does God always keep His promises? Yes! This week we are going to learn about a promise that God makes to Jacob, Abraham's grandson. God promised that He would be with Jacob and watch over him. It's our new memory verse. Let's learn a new song to help us remember the memory verse." Teach the children "Genesis 28:15," the new memory verse song, using the motions suggested in the Song section. Since the reference isn't part of the song, be sure to say the reference before and after you sing the song. Another idea would be to sing the song while holding hands and walking in a circle (i.e. "Ring Around the Rosie"). End the song with a rousing, "Amen!" and have all the children drop to the floor. This will be a particularly popular idea with the younger children.

Animal Center: Have pictures of different kinds of animals pasted on 3" x 5" cards. Choose one person to describe one of the animals to the group without telling the animal's name. The group can also ask questions such as "Is it hairy, does it have hooves, or does it live in the water?" Tell the children that in today's Bible Adventure we'll be hearing about Esau going out to hunt animals for meat to bring to his father, Isaac.

"Patty Cake" Finger Play

Patty cake, patty cake, *(Clap hands.)*
Jacob's plan,
To stir him a stew, *(Stir with finger.)*
As fast as he can.
Boil it and boil it, *(Move fingers.)*
And add lots of meat,
And set it on the table, *(Open hands.)*
For Isaac to eat.

Smelling Center: Bring small containers of different items to smell. Have the children close their eyes and guess what the item inside is by the smell of it. Some suggested scents are liquid soap, grass, banana, peanut butter, chocolate, a flower, catsup, syrup, and baby wipes. In our Bible Adventure, Isaac thought he knew who someone was when he couldn't see the person but could smell his clothes.

Pretend Cooking Center: Have dishes and cooking utensils available to cook up some food. Talk about what each person's favorite food is and how they would prepare it. In today's Bible Adventure, both Esau and Rebekah cooked up Isaac's favorite food.

Name Review Activity: Children should be standing in a big circle, hands joined and walking around the circle. Say the following rhyme, "Round in a circle, round in a game. Round and round and tell us your name." Point to a child and let him say his name. Don't stop until everyone has said his or her name. To make it go faster, say, "Tell me your name and your name and your name," as you point to three children.

"Way Up High in the Apple Tree" Finger Play: Let children choose different fruit trees as you do this action song together.

Way up high in an apple tree, *(Point up.)*
Two red apples smiled down at me. *(Point two fingers up and then trace a smile on your face.)*
I shook that tree as hard as I could. *(Hold hands together, pretending to shake a tree trunk.)*
Down came the apples, and, boy, were they good. *(Rub tummy.)*

Way down low in the big soup pot, *(Form a circle with fingers and point in to it.)*
there was stew for me to eat. *(Smack lips.)*
I stirred that pot as hard as I could, *(Stir with hands.)*
Tasted that stew, and, mmmm, was it good! *(Pretend to taste and rub tummy.)*

④ **Ladder Climbing Center:** Bring a ladder for the children to climb. Two teachers should be directing this activity. Be very specific about what you want the children to do. Say, "Johnny can climb up the ladder two steps--one--two--good job." It may take a child some time to climb the two steps. Then say, "Now Johnny, you can climb down the ladder two steps--one--two--good climbing. Now it is Jacob's turn to climb the ladder." Some of the children will rather watch the others climb and not participate. Don't allow anyone to push in front of the line to climb the ladder. Say very kindly but firmly, "It is Jeremy's turn to climb the ladder. You will have a turn later." The point to make is that this is a ladder and you can climb up and down a ladder. In our Bible Adventure, there will be angels climbing up and down a ladder in Jacob's dream.

-
- ④ **Hunting Center:** Bring a bow and arrow to class to show how Esau hunted for food. Bring a pot for cooking to show what Jacob liked to do. It would be fun to let the children shoot safe darts (the ones with suction cups rather than sharp points) at a picture of an animal. Talk about hunting and how people get food to eat by hunting animals. In today's Bible Adventure, we will hear about a man named Esau who loved to hunt animals.
 - ④ **Tent Center:** Let children make a tent between chairs or under a table with a blanket. Talk about some people who like to stay in a tent and some who don't. Some people would rather hunt or be outside while others like to be at home in a tent!
 - ④ **Twin Puppets:** Using two identical puppets, let them talk to each other and to you telling you what it is like being a twin. Today in the Bible Adventure, the children are going to hear what it was like for two boys who were twins.
 - ④ **Pairs and Chairs Activity Center:** Have one chair for every two children. Play musical chairs but have two children sit on each chair together. Talk about twins being a pair of children born at the same time.
-



Book:

Presentation Ideas -

- Color and mount the **AGEN09ECGF1**, **AGEN09ECGF2**, **AGEN09ECGF3** and **AGEN09ECGF4** pictures on colored construction paper. Show the children the pictures as you tell the Bible Adventure. Review the pictures throughout the morning and keep them for review in following weeks.
- ④ Bring a bowl of lentil soup and a variety of expensive treasures. Ask the children, "If you had to make a choice between a bowl of lentil soup and all the family treasures, which would you choose? Esau didn't care about his father's treasures or his father's God. He only cared about getting a quick meal for his stomach."
- ④ Read God's Genesis 25:23 promise to Rebekah directly from the Bible. Include details of the unusual birth from Genesis 25:24-26.

Bible Adventure for 2's & 3's -

(Show the GF1 picture.) Isaac and Rebekah had two babies. Two babies are called twins. One of the twins was named Esau. (Point to Esau in the picture and have the children say "Esau" several times.) Esau had red hair like. . . (Point to a child in the class who has red hair.) Esau had lots of red hair all over his arms, legs, and back.

The other twin was named Jacob. (Point to Jacob on the GF1 picture and have the children say "Jacob" several times.) Jacob did not have hair on his arms and legs. Jacob had smooth skin.

(Show the GF2 picture.) When Esau grew up, he was active and loved to be outside looking for animals. Jacob was a quiet boy who liked to be inside the tents helping his mother.

When the twins' father, Isaac, was old, his eyes could not see anymore. (Point to Esau.) He called Esau to his room and said, "It is time to give you a special blessing. Cook my favorite food and I will bless you."

(Show the GF3 picture.) Jacob wanted the special blessing so he pretended to be Esau. He put hair on his arms and face and wore Esau's clothes. Jacob took Isaac his favorite food."

Isaac felt Jacob's hairy arms and thought that he was Esau. Isaac held out his hand to his son and said, "This is my blessing for you, son: God will make you into a great nation, and He will bless you." After Jacob received Isaac's blessing, he quickly left his father's room.

When Esau came back to his father and found out that Jacob had already received the family blessing, he was very angry with Jacob. He wanted to hurt Jacob for what he had done.

Isaac and Rebekah decided that it was time for Jacob to go away from home to find a wife who loved God. Jacob walked toward the town of Haran where his mother had relatives.

(Show the GF4 picture.) At night, Jacob slept outside on the ground with the stars shining overhead. Jacob had a dream and in his dream, God spoke to him. The Lord said to Jacob, "I am God. I am with you and will watch over you wherever you go."

When Jacob woke up, he was glad that God was with him. Jacob would always remember God's promise to watch over him wherever he went.

Prayer: Dear God, You promised to watch over Jacob wherever he went and You promise to be with me. I am not afraid because You are always with me. In Jesus' name, Amen.

Bible Adventure for 4's, 5's, & K -

(Show the GF1 picture.) God promised to make Isaac into a big family, but he and Rebekah had no children. Rebekah was sad because she wanted a baby. Isaac prayed to God and God gave Isaac and Rebekah two babies—twins.

Esau (Point to Esau.) was born first and was the oldest son. Esau had lots of red hair all over his little body. Do we have anyone in our class who has red hair?

The oldest son normally received a special blessing from his father but God told Rebekah that this blessing would go to Jacob, the younger son.

(Point to Jacob.) Jacob was the second son, but only by a few seconds. Jacob did not have hairy skin. His skin was smooth.

Isaac and Rebekah were thrilled to have two baby boys. God had given them a family but Rebekah always remembered God's promise about the family blessing going to Jacob.

(Show the GF2 picture.) When Esau got older, he was an active boy who loved to play outside. When he became a teenager, he loved to hunt for animals. His father, Isaac, loved Esau and wanted him to receive the special family blessing.

Jacob was a quiet boy who liked to stay inside the tents. He liked to cook and help his mother. Rebekah loved having Jacob around and always remembered God's promise to Jacob.

One day while Esau was out hunting, Jacob was cooking some stew. When Esau came back to the tent, he said to his brother, "Quick! Give me some stew. I'm starving to death."

Jacob said to his brother, "Sell me the birthright, your right to our father's treasures, and I will give you some stew." The birthright went to the first son and meant getting twice as much of the father's things. It also meant being the leader of the family.

Esau didn't care about his birthright; he was hungry. Esau said, "What good is my birthright if I'm going to starve to death anyway? You can have the birthright." He cared more about a quick meal than he did about God's promises. Esau made a vow and gave Jacob the birthright. Jacob gave Esau a big bowl of lentil stew.

When Isaac was old, his eyes got so blind that he could not see anymore. He knew that it was time to pass on the special family blessing to his son. Isaac knew what God had said about the blessing belonging to Jacob but he didn't obey God.

Isaac called Esau to him and said, "You are my firstborn son. It is time to give you the family blessing. But first, go to the fields and hunt for a wild animal. Cook it the way I like it and bring it to me." Esau went out gladly to do what his father asked.

Rebekah overheard what Isaac had said to Esau. She also knew that God wanted Jacob to have the family blessing. So she said to Jacob, "Quick! Go bring two young goats and I will cook them the way Isaac likes. Then you can take his favorite food to him and receive the blessing.

Jacob said, "He will know who I am and get mad at me. Esau is hairy and my skin is smooth."

Rebekah knew that it was wrong to lie, but she did not obey God. She said to Jacob, "Put this goat fur on your arms and wear Esau's clothes that smell like the field. Isaac will think you are Esau."

(Show the GF3 picture.) Jacob knew it was wrong to lie but he wanted the special blessing, so he pretended to be Esau. He put hair on his arms and wore Esau's clothes. He took Isaac his favorite food.

Isaac knew something was wrong because it was Jacob's voice, but when he felt Jacob's hairy arms, he thought it was Esau. Isaac said to his son, "My son, God has promised to make you into a great nation, and He will bless you. Your brothers will bow down to you and serve you." Jacob liked the idea of his brother bowing down to him and serving him.

After Jacob received Isaac's blessing, he quickly left his father's room. Soon after Jacob had gone, Esau came to Isaac with his favorite food. Esau said, "Here I am for the blessing."

Isaac was confused. "Who are you? I have already given the blessing."

When Esau found out what had happened, he cried bitterly. He begged Isaac to give him a blessing but Isaac knew that God had wanted Jacob to have the blessing.

Esau hated Jacob for getting his birthright and now for getting the family blessing. He decided to kill Jacob as soon as his father died.

(Get a worried, fearful look on your face.) Rebekah and Jacob were afraid when they heard that Esau wanted to kill Jacob. Rebekah said to her son, "You must leave us and go to Haran where my relatives live. Stay there and choose a wife who loves God. I will send word when your brother is no longer angry with you and it is safe to come home."

Jacob left home, sad and afraid. He walked and walked toward Haran. When it was night, he slept outside on the ground with the stars shining overhead. He used a rock as a pillow for his head.

(Show the GF4 picture.) Jacob had a dream one night and in his dream, he saw a ladder going from earth into heaven. There were angels going up and down on the ladder. Above the ladder, the Lord God stood. The Lord said to Jacob, "I am the Lord God. I will make you into a great nation, and I will bless you. I am with you and will watch over you wherever you go."

When Jacob woke up, he was amazed. He said, "God is here and I didn't know it!" Jacob had never talked to God or listened to God before. Jacob was glad that God had promised to be with him.

Jacob said, "If God will be with me and watch over me on this journey and will give me food to eat and clothes to wear so that I return safely to my father's house, then the Lord will be my God."

Jacob would always remember God's promise at Bethel to watch over him wherever he went.

Prayer: Dear God, You promised to watch over Jacob wherever he went and You promise to be with us. I am not afraid when You are with me. In Jesus' name, Amen.



Look:

- Bowl and Spoon Center: (AGEN09ECGF6)** Have a GF6 picture of a bowl and spoon available for each child. Have them spread glue on the spoon and in the bowl and then stick as many lentils on the glue as possible for a hearty bowl of stew!
- Two Brothers:** Trace around two children on butcher paper on the floor. Let children color one hairy and put a spear in his hand. Color Jacob with a spoon in his hand and stamp veggies around him. Review the Bible Adventure Aim Questions together.
- Memory Verse Review Center: (AGEN09ECGF4)** As the children color their pictures of Jacob sleeping outside, ask some of the following questions: "Who is sleeping on the ground?" (*Jacob*) "Who spoke to Jacob in a dream?" (*The Lord*) "What does it mean to 'watch over' someone?" (*Protect and care for them*) "Who watches over you?" (*God, parents, friends, family*) Review the memory verse many times as the children stick stars in the sky.
- Mystery Bag Center:** Bring items that the children will recognize in a large bag (fur, a rock, a sponge, a T-shirt, an orange, a brush, etc.) and have them reach in and feel an object without pulling it out. Have them make a guess before looking at the object. When Isaac was blind at the end of his life, he felt Jacob's hairy arms and thought he was Esau.
- Snack Center:** Give the children a taste of lentil soup. Talk about how hungry Esau was and how he was willing to trade his birthright for a bowl of soup. Then let children help you mix instant pudding soup! Add marshmallows, nuts and bits of cookies.
- ④ **Twin Tag Outside Game:** Everyone holds hands with a "twin." One person is left without a "twin" (a teacher or helper should be first) and tries to tag one person of a set of "twins." When that person is tagged, he lets go of his partner and is free to go tag someone else. The person who tagged him now holds hands with the remaining partner and they are new "twins." Remind the "twins" to hold tight to each other and to move together so they are not pulling their partner off balance.
- ④ **Oldest and Youngest Center:** Pair up the children to be twins. Designate one as the first (oldest--Esau) and one as the second (youngest--Jacob). As you sing "The First Got the Blessing" from the Song section, have the "first" children stand or raise their hands each time their turn comes along in the song. Have the "second" children stand at the appropriate time.
- ④ **Stamping Veggies in a Pot Full of Lentils:** Cut veggies on halves of potatoes to make a stamp. Let children draw their own cooking pot on a piece of paper and use their potato stamps to fill their pots with vegetables. Let them talk about what they like in a soup. Talk about what Jacob and Esau put in their stew. Glue lentils in the pot. You might use a picture of Jacob and Esau and glue them on as if they are looking into the pot of stew. Ask children the Aim Questions while stamping and gluing.
- ④ **Blanket Volleyball:** Form two teams of children, the "Jacobs" and the "Esaus!" Give each team a blanket and have the children stand around their blanket, holding on to the edges. Tie a rope between two chairs across the room from each other. This is the pretend volleyball net. Place several small foam balls or balloons on one blanket. The object of the game is to work together and toss the balls over the rope to the other blanket. That team tries to catch them all and then they can toss them back.
- ④ **Vegetable Matchups:** Cut out pairs of vegetables and place them in an envelope. Children could do this during Hook time. Divide children into pairs and give each pair an envelope. Let them match the pairs of vegetables. Ask them to pick a vegetable out of their envelope. At the count of three, they place their choice on the floor in front of them. If partners match with another pair, they give each other a high five! Hide their vegetables back in their envelopes and try again.

-
- ④ **Puzzle Picture: (AGEN09ECGF1)** After coloring a picture of the twin brothers, let children cut on the lines drawn on the back and have their own puzzle to take home in an envelope.

Songs:

- God Keeps His Promises** (tune: "London Bridge")

God keeps all His promises,
Promises, promises,
God keeps all His promises,
Obey God.

- Genesis 28:15, Memory Verse Song** (tune: "If You're Happy and You Know It")

I am with you and will watch over you, (Spread arms wide. Put one hand up "shielding" your eyes.)
I am with you and will watch over you, (Repeat.)
Wherever you go, (Jump up with arms to the ceiling.)
Wherever you go, (Crouch down with arms to the floor.)
I am with you and will watch over you. (Spread arms wide. Put one hand up "shielding" your eyes.)

- The First Got the Blessing** (tune: "Jimmy Crack Corn")

The first got the blessing k the second got none. (Sing three times.)
It was the thing to do.

Jacob got the blessing; Esau got none. (Sing three times.)
It's what God said to do.

- London Bridge Game:** Form a bridge with two teachers and sing the following words to the tune of "London Bridges."

God is with you wherever you go, wherever you go, wherever you go.
God is with you wherever you go.
He watches over ____ and _____. (Catch 2 children and say their names.)



Took:

- "God's First People" Booklets: (AGEN09ECGF5)** The children have been making booklets called "Genesis: God's First People." Let the children color their GF5 pictures of Jacob listening to God at Bethel. Talk about the Aim Questions as the children color. Review previous lessons as the children look at the pictures and any objects you may have given them to put in their "God's First People" booklets. Keep the children's booklets in a safe place throughout the Genesis series.
- "I'll Obey" Song Activity:** Sing "God Keeps His Promises" from the song section with the "London Bridge" motions. The child who is "caught" at the end of the song gets to say, "I'll obey!" Repeat, trying to let every child have a turn being "caught." You could also have the "caught" child answer one of the Aim Questions or practice saying the new memory verse.
- Envelope Puppets:** Children can review the Bible Adventure at home with their own Jacob and Esau puppets, remembering to place Jacob in the tent. Cut the flap off of small envelopes. Fold them in half. Unfold and open them wide. Place fingers in the top corner and the thumb in the bottom corner. Push in the middle. Use markers and yarn to make a hairy Esau and a smooth Jacob. Let them talk to each other about the birthright and blessing.




Isaac and Rebekah's twins were named Esau and Jacob.
Esau had red, hairy skin and Jacob had smooth skin. Can you tell which is Esau and which is Jacob?

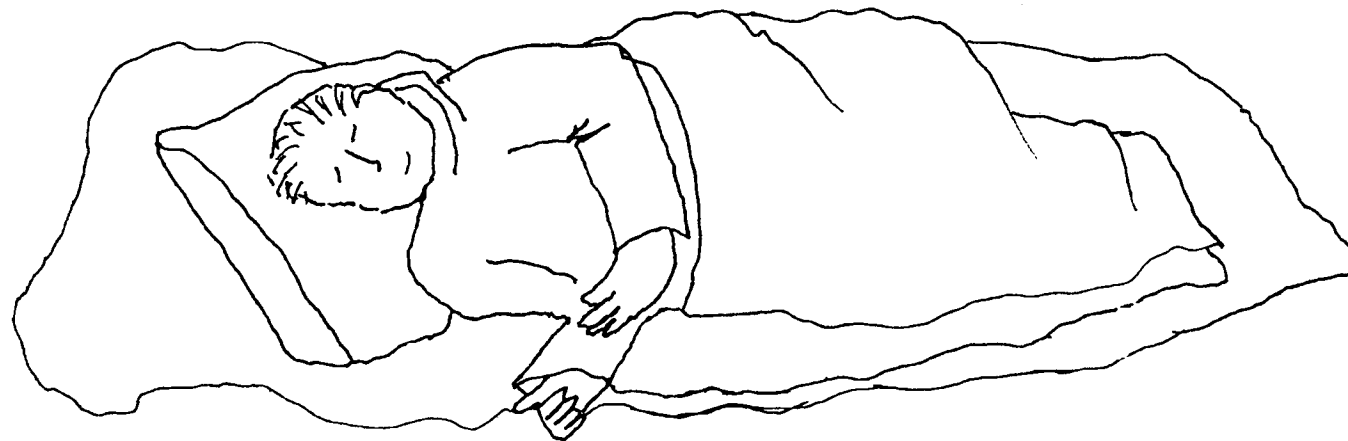



Esau was hungry and
traded his birthright
for a bowl of Jacob's
lentil stew.






Jacob pretended to be Esau and received Isaac's blessing.



God spoke to Jacob
at Bethel and said,
"I am with you and will
watch over you
wherever you go."
Genesis 28:18


"God's First People" Booklet Page
Lesson 9

**God watches over His children.
Genesis 25-28**


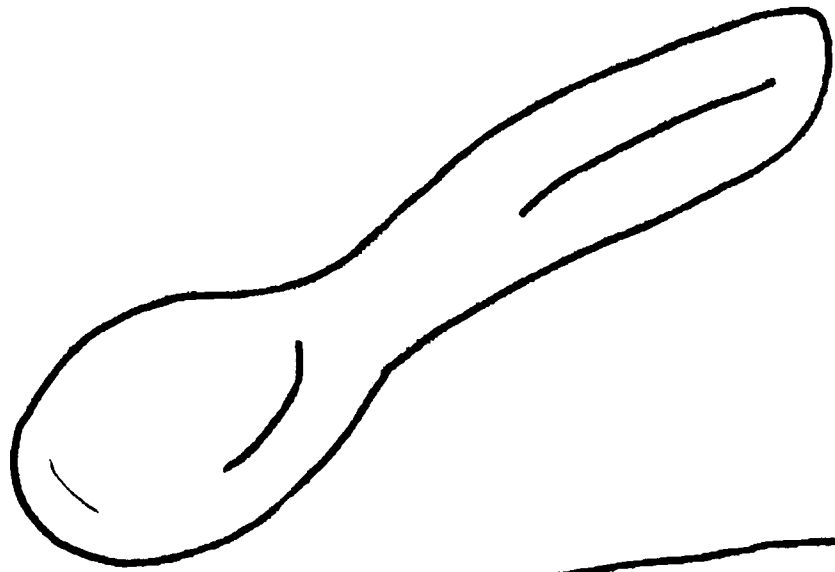


God spoke to Jacob at Bethel.
I am with you and will watch over you wherever you go.
Genesis 28:15

**God watches over His children.
Genesis 25-28**



God spoke to Jacob at Bethel.
I am with you and will watch over you wherever you go.
Genesis 28:15



Jacob's Lentil Stew