

October 25, 1998

Genesis 21-24

Early Childhood

AGEN08EC

God Gave Isaac a Wife Named Rebekah.

Materials I Need:

Memory Verses:

1. In the beginning God created the heavens and the earth. Genesis 1:1
2. I will make you a great nation, and I will bless you. Genesis 12:2a

Attribute of God emphasized in this lesson:

God gives us the right family.

Aim Questions for 2's & 3's:

1. Did God put the baby Isaac in Abraham and Sarah's family? (Yes)
2. Did Isaac obey his parents as he grew up? (Yes. Isaac obeyed his parents the first time they asked.)
3. Did God show Abraham's servant who would be a good wife for Isaac? (Yes. Abraham's servant prayed to God at the watering well and Rebekah came to the well.)
4. Did Rebekah obey God and go with Abraham's servant to become Isaac's wife? (Yes)
5. Did God give you the right family for you? (Yes)
6. Do you say, "Yes, mommy," and "Yes, daddy," the first time they ask you to do something?

Aim Questions for 4's, 5's & K:

1. How did God keep His promise to give Abraham and Sarah a baby son? (Isaac was born to Abraham and Sarah within the year, as promised.)
2. Did Isaac obey his parents as he grew up? (Yes. Isaac obeyed his parents the first time they asked.)
3. How did Abraham's servant find a good wife for Isaac? (Abraham's servant walked to the watering well at Nahor and prayed to God to show him the right girl.)
4. How did Rebekah show that she wanted to obey God and His right ways? (Rebekah went with Abraham's servant to become Isaac's wife.)
5. How did God bless Isaac's family? (God was keeping His promise to make Abraham's family into a great nation by bringing him a wife who wanted God's best ways.)
6. Did God give you the right family for you? (Yes) Do you obey God and want His best ways?

Key for symbols:

- This box symbol represents ideas that can be used for two-year-olds through kindergarten. Please remember to slow down the pace for two-year-olds and keep the pace moving for five-year-olds.
- ② This symbol represents ideas that are best used for two- and three-year-olds.
- ④ This symbol represents ideas that are best used for four-year-olds through kindergarten.

Hook:

- Home Center:** Bring baby dolls, doll clothes, and blankets, and encourage the children to dress, feed, and put the dolls to bed. Tell them that today we are going to learn about a special baby named Isaac. Practice saying "Isaac" with them. Ask them if they remember from two weeks ago to

whom God promised a baby. Show the AGEN06ECGF2 picture of Abraham and Sarah. Talk about how God gives us the families that He wants for each one of us.

- Costume Jewelry Center:** Allow the children to try on necklaces, bracelets, and rings, and show them how to pin or tie a scarf in their hair so that it can hide their faces. In Abraham and Sarah's day, a bride wore a veil when she got married and her husband gave her gifts of jewelry.
- Family Picture Center:** Make available a variety of pictures of people of different ages. Supply a sheet of construction paper and glue for each child and let them choose "family members" to paste to their family portrait. Pictures of activities and family interests could also be included, such as sports, school, hobbies, etc. Talk about how God gives us the families that He wants for each one of us.
- Memory Verse Review:** This is the last week of emphasizing this memory verse, so be sure to spend some time singing and saying the verse today. "God always keeps His promises, doesn't He?! Did He promise Abraham and Sarah that He would give them a big nation-family? Yes! Today we'll get to meet Isaac, the son that God promised them. Let's practice saying 'Isaac' together. (*Chant 'I-saac' a few times.*) Let's sing our memory verse song together, too, which reminds us about the promise that God made to Abraham." Have fun singing the memory verse song this week; they should be getting more comfortable with it. Try either standing in a circle and singing it with the motions that were introduced in AGEN04, or use the rhythm instruments which are available in the Children's Department and beat out a rhythm while everyone sings. Establish firm rules with the rhythm instruments: if any child uses her instrument when she is supposed to be quiet, the instrument is immediately taken away.
- Teach a Puppet Bible Names:** Introduce a new puppet to the children. Help the puppet learn the names of the Bible characters that the children have been hearing about in the last few weeks. Let the children review with the puppet as they talk about Adam, Eve, Noah, Abraham and Sarah. Help them say Isaac and Rebekah and anticipate knowing them today.
- ② Invite several couples to class, some with babies and older children. Let the husband introduce his wife by saying, "This is my wife." The wife will say, "This is my husband and I am his wife. We are a family. We are parents of this baby. God has the right parents for each baby." Invite an engaged couple. Talk about how this man and woman are not a family together yet. They will get married in _____. God chooses the right man and woman for each person if they pray and ask God. In today's Bible Adventure, they will hear about how God gave the right wife to Abraham's son, Isaac. Say the name "Isaac" several times and have the children repeat the name.
- ② **Building Blocks Well:** Build a watering well out of blocks. Let the children dip a ladle in and pretend to drink water. Bring a jar and dip water into it. Pretend to dip water into a watering trough for animals. Make lapping noises as though animals are drinking water from the watering trough. Use the words "watering well" as the children play.
- ④ **Picture Scavenger Hunt:** Before class, hide pictures around the room of families doing things together. After a child has found one picture, he is to return to his chair in the circle. Let the children show their pictures and share what the families are doing together. In today's Bible Adventure, we will learn about how God puts us in the right family and how he chooses the right wife and husband for us.
- ④ **Name Game Review:** As you think of the name of someone in the room, begin describing that person. Ask the children to guess about whose name you are thinking. Then think of names from last week's Bible Adventure. If they don't guess the name, tell them and show them the review pictures. Help them say Isaac and Rebekah and listen for them today.
- ④ **Memory Verse Review:** Place teachers in different parts of the room. Ask children to form "family units" by joining with one teacher if they had cereal for breakfast, with another if they had pancakes, with another if they have black shoes on, another if they are wearing blue, and another if they brought their Bible to church today. Gather them together and ask different questions to form new family units. Tell them that God is going to bring together a special family in the Bible Adventure today. Ask one family unit to say the memory verse together and another family can echo it back.



- Bring a large jar with handles and put it on your shoulder. Pretend to drink from it. Pour some water into a pan for the animals to drink.
- Color and show the **AGEN08ECGF1**, **AGEN08ECGF2**, **AGEN08ECGF3**, **AGEN08ECGF4**, and **AGEN08ECGF5** pictures as you tell the Bible Adventure.

Bible Adventure for 2's & 3's -

(Show the GF1 picture.) A baby! A special baby was born to Abraham and Sarah. God kept His promise to give Abraham and Sarah a son. God always keeps His promises.

God gives us each a family, the right family for us. God gave you a mommy, a daddy, and maybe a sister or a brother. God gave you a family.

God gave Abraham and Sarah a baby named Isaac. Can you say "Isaac"? *(Say the name with the children several times.)*

(Show the GF2 picture.) Isaac grew from a baby to a little boy. Isaac always quickly obeyed his parents the first time they asked him to do something. Abraham asked Isaac to carry wood up the mountain with him and Isaac obeyed without complaining.

When Isaac was old enough to have a wife, his father Abraham helped him find one who loved God.

(Show the GF3 picture and point to the servant in the picture.) Abraham said to his servant, "It is time to choose a wife for Isaac. Go far away to the town of Nahor and find a girl who loves God. God's angel will help you find the right girl to be Isaac's wife."

Abraham's servant walked and walked far away to the town of Nahor. When he arrived at the watering well outside of town, Abraham's servant stopped and prayed to God, *(Fold your hands and close your eyes.)* "Dear God, please help me find a girl who loves You."

(Show the GF4 picture.) Just as Abraham's servant was finished praying, a beautiful girl named Rebekah came to the watering well carrying a large jar on her shoulder.

Abraham's servant said to Rebekah, "What is your father's name? Does your family love God?"

Rebekah said to the servant, "My family loves the true God. Come stay with us at our house tonight. We have food for you and your camels."

Abraham's servant bowed down and thanked God. He said, "Thank You, Lord, for showing me the right wife for Isaac."

(Show the GF5 picture.) Abraham's servant went to Rebekah's house and asked her family if Rebekah could go with him to become Isaac's wife. Rebekah's family wanted God's best ways for her. They said, "We want God's best ways for Rebekah."

Abraham's servant gave Rebekah gold rings and bracelets. He gave gifts to Rebekah's family, too.

Rebekah wanted God's best ways, too. She said, "I will go to Isaac with you today."

Abraham's servant put Rebekah and her maids on camels and rode back to Isaac. When Isaac saw Rebekah, he loved her right away. He was grateful to God for keeping His promise to give him a wife who loved Him.

Prayer: Dear God, thank You for showing Abraham's servant the right wife for Isaac. You have the right family for each of us. Thank You for my family. In Jesus' name, Amen.

Bible Adventure for 4's, 5's, & K -

(Show the AGEN06ECGF2 review picture of Sarah listening inside the tent to the angel's promise.) Two weeks ago, we learned from the Bible book of Genesis that God sent angels to tell Abraham and Sarah about the baby son she would have. Did God keep His promise? Yes, God always keeps His promises.

(Show the GF1 picture.) A miracle baby was born to Abraham and Sarah even though they were very old--one hundred years old! Only God could keep that kind of promise.

Abraham and Sarah loved their baby son very much and named him Isaac. *(Say the name with the children several times.)* God has the right family for each baby. God chooses the parents for each child.

(Show the GF2 picture.) Isaac grew from a baby to a little boy. Isaac learned to quickly obey his parents the first time they asked him to do something. When Abraham asked Isaac to carry wood to the mountains with him, Isaac obeyed without complaining. God was preparing Isaac to be a good leader of his own family someday.

When Isaac grew to be a man and was old enough to have a wife and family, Abraham was very old and his mother, Sarah, had already died. Abraham knew how important it was for his son to marry a good wife who loved God. It was the job of the parents to choose a wife or husband for their children.

Abraham said to his servant, "It is time to choose a wife for Isaac. Go to the far-away town of Nahor where my brother's family lives. Choose for Isaac a wife who loves the true God. Don't worry about how you will find the right girl. God's angel will go ahead of you and will show you which is the one."

(Show the GF3 picture.) Abraham's servant loved Isaac and wanted to find a good wife for him. He walked and walked far away to the town of Nahor.

When Abraham's servant arrived at the watering well outside of town, he stopped to rest. He prayed to God, *(Fold your hands and close your eyes.)* "Dear God, please help me know which is the girl for Isaac. See, I am standing here by this watering well. If a girl comes for water, I will ask her for a drink. If she gives me a drink and then offers to bring water for my camels to drink, then I will know that this is the girl You have chosen for Isaac."

(Show the GF4 picture.) Just as Abraham's servant finished praying, a beautiful girl named Rebekah came to the watering well carrying a large jar on her shoulder. Abraham's servant said to Rebekah, "Will you please give me a drink from your water jar?"

Rebekah quickly gave him a drink and then ran to bring water for the thirsty camels to drink. Abraham's servant watched Rebekah and wondered if this was the right girl for Isaac. She was working hard and had a cheerful attitude.

Abraham's servant said to Rebekah, "Who is your father? Does he have room for me to stay tonight?"

Rebekah said to the servant, "I am the daughter of Bethuel, granddaughter of Nahor. We have plenty of straw for your camels and a room for you. I'm sure my family would be glad to have you stay with us."

Wow! Abraham's servant could hardly believe his ears! Nahor was Abraham's brother, so this girl would love and worship the true God of heaven. Abraham's servant could see that God was keeping His promise to show him a good wife for Isaac.

Abraham's servant bowed down and worshipped God. He said, "Thank You, Lord, for bringing me to a family who loves You. This must be the girl You have chosen for Isaac."

Rebekah ran home to tell her family that they would have a guest for the night. Rebekah's brother, Laban, hurried out to see Abraham's servant. Laban said, "Come to our house. We have plenty of room for you and your camels."

Abraham's servant went to Rebekah's house and ate with them. After the meal, he said to Rebekah's family, "My master's son, Isaac, needs a good wife who loves God. When I prayed to God at the watering well, Rebekah came along and eagerly gave me a drink and watered the camels. God has led me to your home. Will you let Rebekah go to Hebron with me and marry Isaac? God has promised to bless Isaac and make him into a big family-nation."

Rebekah's family wanted God's best ways for their children. They said, "God has chosen Rebekah to be Isaac's wife. She may go. We want God's best ways for Rebekah."

(Show the GF5 picture.) Abraham's servant gave Rebekah gold rings and bracelets. He gave gifts to Rebekah's family, too.

Rebekah wanted God's best ways, too. She said, "I will go with you today."

Abraham's servant put Rebekah and her maids on camels and rode back to Hebron. They rode and rode for many days. Finally, as they were nearing home, they saw a man walking toward them from the field.

Rebekah said to Abraham's servant, "Who is that man walking toward us?"

Abraham's servant said, "It is Isaac, my master's son."

Rebekah put a veil over her face as was the custom when a bride went to her husband. When Isaac saw his new wife, he loved her right away. He was grateful to God for keeping His promise to give him a wife who loved God and His right ways. They were married and loved each other very much.

Prayer: Dear God, thank You for showing Abraham's servant the right wife for Isaac. You have the right family for each of us. Thank You for my family. In Jesus' name, Amen.



Look:

Isaac's and Rachel's Wedding Bracelet Craft and Song: Let the children make "bracelets" out of lengths of pipe cleaners which are wrapped around a wrist to size them and then wrapped in strips of aluminum foil. Show them a real wedding ring and explain that this is a gift that mommies and daddies give to each other when they get married. Isaac gave Rebekah rings, bracelets, and necklaces as a wedding gift. Sing "Isaac Married Rebekah" from the Song section as the children practice putting their bracelets on their wrists.

Bible Adventure Review: Choose an Abraham, a Sarah, an Isaac, an Abraham's servant, a Rebekah and her servants, members of Rebekah's family, and camels to carry Rebekah and her maidens back to Hebron. Read the highlights of the story again while the children act it out.

Memory Verse Review: Say the memory verse a couple of times with the children. Have the boys say, "I will make you a great nation," and the girls say, "and I will bless you." Both can say "Genesis 12:2." Reverse the parts. Divide younger children by seating area rather than by sex.

Baby Isaac Activity Center: (AGEN08ECGF1) Let the children color the picture of Abraham, Sarah, and baby Isaac. They can glue a small flannel piece of fabric on the baby for a blanket. Add yarn for hair. Talk about the Aim Questions as the children work on their pictures.

Family Collage Center: Cut out pictures of families or individuals and lay them on the table. Let the children choose some and glue them on a large piece of paper to form a collage. Talk about the mommies, daddies, grandmas, etc., in the pictures. Remind them of Isaac and his parents, Abraham and Sarah. Remind them that God gave Isaac a wife named Rebekah. Write the words "God gave me my family" on the bottom of the collage. Sing one of the songs from the Song section.

Family Finger Play

Here is my Mother, *(thumb out)*
Here is my Father, *(first finger up)*
Here is my brother tall, *(middle finger up)*
Here is my sister, *(fourth finger up)*
Here is the baby.
Oh, how we love them all.

Family Finger Play

In this house you will see *(Place back of hands together, join fingers, bring palms together to look inside.)*
A very happy family.
There's a Daddy, there's a Mother, *(Wiggle fingers for each as mentioned.)*
There's a sister and a brother.
Who can this one be?
Why this little one is me!

Snack Center: Serve water poured from a jug. Talk about how Rebekah was a hard worker, drawing up water for Abraham's servant and then offering to get more for his camels.

④ **Looking for Rebekah Game:** Have one child leave the group as the rest of the class sits cross-legged on the floor. Choose someone to sit on a small item of Rebekah's (piece of jewelry or scarf) and then call the "servant" to return to the group. He gets three tries to guess who has Rebekah's item.

④ **Spin Bottle Review Game:** In the center of the circle of children, on the floor, place pictures (in a circle) from previous lessons of Abraham, Lot, Isaac, Abraham's servant, Rebekah, praying hands, and other appropriate pictures. Ask a child to spin the bottle and tell you what he can about the picture it points to. If desired, number the pictures and ask children to draw a number out of a bag.

④ **Back Drawing Review Activity:** With the children sitting cross-legged on the floor, (and facing in one direction so that they look at the back of the child in front of them) ask them to draw with their finger on the back of the child in front of them as you say the following sentences:
Abraham and Sarah were very happy to have their son, Isaac. *(Draw a happy face.)*
Isaac grew up obeying his parents. *(Draw a line up the middle for Isaac growing up, up and up!)*
Abraham wanted Isaac to have a wife who loved God. *(Draw a heart.)*
Abraham's servant traveled to a far-away city to look for a wife for Isaac. *(Walk fingers up their back.)*
The servant folded his hands and prayed for the right person to be a wife for Isaac. *(Trace around your hand.)*
Rebekah came to water the camels and gave water to the servant. *(Draw a water bottle.)*
Rebekah's family loved God. *(Draw a happy face for the thankful servant.)*
The servant gave Rebekah a ring. *(Draw a circle.)*
Rebekah's family said she could marry Isaac and let her travel home with the servant. *(Walk fingers up their back.)*
Isaac saw Rebekah and loved her. They got married. *(Hug your partner!)*

- ④ **Family Snack Time: (AGEN08ECGF9)** Let children draw papers out of a bag to tell them which table they are to sit at and who they are in the family (father, mother, brother, sister, etc). Pin this on them to tell who they are. Let them play the appropriate role. Serve a simple meal on paper plates. You might include small peanut butter sandwiches and fruit.
- ④ **What's in the Bag? Review:** Let children pull something out of a bag and tell how it relates to the Bible Adventure today. In the bag, include a baby doll, a picture of an angel, a picture of Abraham and Sarah, praying hands, a gold bracelet, a jar of water, a picture of a camel, and papers with "Memory Verse" written on them. If the children choose a "verse" paper, they get to say the verse with the two people on either side of them.

Songs:

- Baby Isaac** (tune: "London Bridges")
Have the children sing while walking under the "bridge" of two people's arms. Whoever is under the "bridge" when "Isaac" is sung gets a big hug from the "bridge" people!
Abraham and Sa-a-rah, sa-a-rah, Sa-a-rah,
Abraham and Sa-a-rah,
Named their baby Isaac.
- Isaac Married Rachel** (tune: "Mary Had a Little Lamb")
Isaac married Rebekah, Rebekah, Rebekah.
Isaac married Rebekah,
He obeyed his dad.
- I Am Glad I Have a Family** (tune: "Did You Ever See a Lassie?")
Sing while holding hands and walking in a circle. At the last line, the whole group moves together for a big group hug.
I am glad I have a family, a family, a family.
I am glad I have a family, a family to love.
God gave me my family,
He knows what's best for me.
I am glad I have a family,
A family to love.
- I Am Part of a Family** (tune: "Did You Ever See a Lassie?")
I am part of a family, a family, a family.
I am part of a family that God made just right.
With Daddy and Mommy and sisters and brothers.
I am part of a family that God made just right.
- Love, Love, Love** (tune: "Row, Row Your Boat")
Love, love your family.
Love them every day.
Show you love them with a smile.
Every single day.
- Where's My Family?** (tune: "Are You Sleeping?")
Where's my family? Where's my family?
Here we are. Here we are.
God has made my family
And we love each other.
Thank You, God. Thank You, God.



Took:

“God’s First People” Booklets: (AGEN08ECGF6) The children have been making booklets called “Genesis: God’s First People.” Let the children color the GF6 pictures that show how God gave Abraham and Sarah a baby and found a wife for Isaac. Talk about the Aim Questions as the children color. Add any pictures or objects in the children’s baggie in their booklets. Review previous lessons as the children look at the pictures and objects in their first baggies. Keep the children’s booklets in a safe place throughout the Genesis series.

My Family Song Sheet: (AGEN08ECGF7) Let the children color the picture of their family on the GF7 page. Help them get some sort of drawing on the sheet for each member of their families. Talk about the fact that our families are all different--some have lots of sisters and brothers, some don't have any, etc.--but that God gave us the family that is best for us, just like God gave Abraham and Sarah to Isaac for his mommy and daddy, and just like God gave Rebekah to Isaac for a wife. Teach them "I Am Glad I Have a Family" from the Song section so that they can sing it at home with their families.

Fruit Loop Review Necklace: (AGEN08ECGF8) Provide yarn (masking tape wrapped around one end) and cups of Fruit Loops for the children to string on their yarn. Let the children add GF8 pictures to their necklace to remind them of the Bible Adventure today. Talk about the Aim Questions as the children work. Encourage the children to tell their parents what they learned today.

④ **Thank You Bracelet: (AGEN08ECGF8)** Children can add stickers and glue the GF8 picture of Abraham, Sarah, and Isaac or Rebekah at the well to a two-inch piece of paper towel tube. Glue on the words “Thank You, God.”



God gave Abraham and Sarah a baby son
just as He had promised.



Isaac trusted and obeyed his father Abraham .



Abraham's servant took gifts as he went to find a wife for Isaac.



God led Abraham's servant to Rebekah at the watering well.



Rebekah wanted to be Isaac's wife
so Abraham's servant gave her gifts.

"God's First People" Booklet Page
Lesson 8



God gives us the right family.
Genesis 21-24

Abraham, Sarah,
and baby Isaac



God gave Isaac the right wife--Rebekah.

I will make you a great nation, and I will bless you. *Genesis 12:2*



God gives us the right family.
Genesis 21-24


Abraham, Sarah,
and baby Isaac



God gave Isaac the right wife--Rebekah.

I will make you a great nation, and I will bless you. *Genesis 12:2*

Isaac's Family



Abraham

Sarah


Baby Isaac

My family


I Am Glad I Have a Family
(tune: "Did You Ever See a Lassie?")

I am glad I have a family, a family, a family.
I am glad I have a family, a family to love.
God gave me my family,
He knows what's best for me.
I am glad I have a family,
A family to love.

Isaac's Family



Abraham
Sarah
Isaac



Abraham and Isaac



Abraham's servant



Rebekah at the well



Rebekah and family