

Materials I Need:
Legend:

 = Option 1, Appropriate for 1st – 2nd Grade

 = Option 2, Appropriate for 3rd – 6th Grade

Memory Work:

“Abram believed the Lord and He credited it to him as righteousness.” Genesis 15:6

Aim Questions:

1. How old were Abram and Sarai when God’s promise of a son by Sarai was fulfilled?
2. Why was it hard for Abram and Sarai to understand how they could have a son?
3. What were Abram and Sarai’s new names and what did they mean?
4. Why did God consider Abraham righteous?
5. How can God look at and treat you as righteous?
6. Does it matter what kind of faith you have or in whom you place your faith?


Hook:


Future Foretold - Part I (Activity). This activity must be used with the same titled activity in LOOK. Cut three slips of paper.

On the first slip of paper write: “God will make me very **fruitful**.”


On the second slip of paper write: “God will make many **nations** come from me.”


On the third slip of paper write: “God will make **kings** come from me.”


As students come into the classroom, hand out the three folded slips to three different students. Tell them not to look inside until instructed. Have the three students stand in front of the class when all are seated. Instruct them that the “futures” foretold on their slips of paper will come true within the hour. Have them read their slips out loud. Have students listen to the Bible Adventure to hear how Abram’s future held the same promises. How would those promises be fulfilled? How will the future promises to the three students be accomplished?



How Old? (Parent Survey). Using 1GEN06.GF1, survey all parents as they drop off their children for class. Have them fill out their ages (or the age of their child’s birth mother and father) when the student was born. Older students can give this information themselves. Help them subtract their own present age from the age of each of their (birth) parents. Students may not know their parents’ exact ages, but have them guess as closely as possible. Graph the results of this survey on the board. Make two number lines from 0 to 100 (number by tens), one for mothers and one for fathers. Put a large dot above the age of each parent in each survey. Discuss your results. What was the average age of mothers and fathers when these children were born? How old were the youngest parents? How old were the oldest parents? Do students know any adults who had children when they were older than this? Did you know that the very oldest mother in recent history (according to the Guinness Book of World records) was 63 years old when her baby was born? She had her baby in California in 1996. When is a person too old to have children?

 **What's My Name? (Game).** Bring a baby name book. Divide students into two teams. Read the meaning of the name of someone on team A. Let team B guess whose name it is. Allow 3 guesses. Award 3 points if the first guess is correct, 2 points if the second guess is correct, and one point if the third guess is correct. Now read the meaning of the name of a member of team B. Team A will guess whose name it is. Repeat until all students' names have been used (or as time allows). **Discuss:** How well do our names fit with who we are? In our story today, God will change a couple of names in order to make them "fit" better with the people and what He had planned for them.


 **Is It Funny? (Contest).** Who thinks they know a funny joke? Challenge students to have their best jokes judged by the other students. Have a few of them tell their favorite joke to the class. Have classmates rate the jokes on a scale of 1 to 10 and choose the all-time funniest. In our Bible lesson today, God will say something that seems to make people laugh. What's the big joke?

 **Can You Count? (Fun Facts).** In Abram's time, there were no telescopes, and no one dreamed of all the stars we can see now with these instruments. Did you know that throughout history people have tried to count the stars? On a moonless night with no clouds, you can see approximately 2000 stars at the most. Throughout history men have studied the stars and tried to map them. In about 130 BC, a mathematician named Hipparchus cataloged over 1000 stars. He looked through a long tube to help him focus on one area at a time, but there was no magnification. Almost 1600 years later, in 1433, an astronomer named Ulugh Beigh finished a new star catalog, but it had roughly the same number of stars as Hipparchus'. Then, in 1610, the telescope was invented. When a mathematician named Galileo turned this new invention toward the stars, he was excited and amazed at what he saw. In a short time he made several new lenses for his telescope - each one more powerful than the last. Each new lens revealed an infinite number of stars. Imagine being the first human being to see them! It was Galileo who concluded once and for all that it was impossible to count the stars. It has been estimated that there could be 1000 billion stars in the Milky Way. If you counted one every second for your whole lifetime (without any sleep), you wouldn't get past about 3 billion!



Book:

Presentation Ideas -

 **The Three Visitors (Illustration/Overhead).** Abraham is told that he will have a son through Sarah. Genesis 18:10-15, **1GEN06.GF2.**

Bible Adventure -

Have you ever stopped to consider how many times during the course of a day you exercise a thing called faith? If you "keep faith," it means you have lived up to your part of a bargain. If you sit down on a chair, you demonstrate faith that it will hold you up. We might have faith that our favorite sports team will come out on top or that the sun will come up as usual tomorrow morning.

The Bible has a lot to say about faith, too. In fact, it's an extremely important subject to us all, since we read there that "without faith it is impossible to please God" (Heb. 11:6 NIV). Just what is God's definition of faith? That is the question we must ask, and find the answer for in God's Word.

We've learned so far from our study of Genesis that Abram was a man of faith. What was it about him that earned God's approval? When we studied Genesis 13 and 14, we saw Abram giving Lot his choice of the land. After he had done this, God confirmed the covenant He had made with Abram, to give him and his descendants the land for as far as Abram's eye could see.

Abram asked God how the promise of uncountable descendants would come true when he had no children. God said, "Look up at the heavens and count the stars--if indeed you can count them." God told Abram that his offspring would number as many as the stars.

The Bible tells us that “Abram believed the Lord, and He credited it to him as righteousness.” What does that mean? This is the faith we’ve been talking about. It means that Abram put his whole trust and hope into God, into God’s words, and into God’s ability to do exactly what He said He would do. His faith had nothing to do with Abram, and everything to do with God. Because of that faith, God credited Abram’s faith to him as righteousness. In other words, God took His own righteousness and gave it to Abram, not because Abram had earned it, but because Abram believed in Him. You see, even faith is a gift from God.

Next, Abram asked God how he would know that the land would be given to him. These were not words of doubt. Abram was simply asking for reassurance, and God gave it. In a solemn ceremony, Abram sacrificed some animals and laid the pieces on the ground. In Abram’s time, this was a way for two people to make a pledge to each other. By walking through the animal parts, they were saying that if they broke their given word, the same thing should happen to them that happened to the animals. Soon a smoking firepot and a blazing torch, both symbols of God’s presence, passed between the animal pieces. God was making His promise to Abram and his descendants to give them the land God had mentioned before.

Meanwhile Abram’s wife, Sarai, was about to take matters into her own hands to have a baby. Sarai had a maidservant named Hagar. She told Abram, “The Lord has kept me from having children. Go see if you can have a child with Hagar. Then I can build a family through her.” In our day this would be a shocking thing to do, but in those times, it was quite common for a childless couple to do this. Abram, quite ignoring the fact that God had just promised him and Sarai a son, does what Sarai asks. As soon as Hagar realized she was pregnant, she began to hate Sarai and to treat her badly. Abram told Sarai she should do with Hagar whatever she wished. Sarai treated Hagar so badly that she left.

An angel of the Lord found Hagar and told her to return to Abram and Sarai. He promised her that her descendants would also be too numerous to count. Her son would be called Ishmael. Hagar went back, and soon her son was born. Abram named him Ishmael, as the angel had said. Abram was eighty-six years old when his son was born.

Thirteen years later, the Lord appeared to Abram again. He let Abram know He had not forgotten His promises. He repeated His promise to make Abram the father of many nations. God gave him a new name, Abraham, which means “father of a great multitude.” The whole land of Canaan would belong to Abraham and his descendants. God would be their God. God told Abraham that Abraham’s part of the covenant would be that he and every male descendant of his would be circumcised. This was not only a physical mark that would identify God’s people in generations to come, it was also a spiritual symbol of cutting away sin and being cleansed.

God also said to Abraham, “As for Sarai, your wife, you are no longer to call her Sarai; her name will be Sarah (meaning ‘a princess’). I will bless her and will surely give you a son by her. I will bless her so that she will be the mother of nations; kings of peoples will come from her.” Abraham fell on the ground and laughed at this. He already had a son, Ishmael. Now God was telling him that he and Sarah would have a son. Sarah was an old woman and he an old man. Abraham asks God if he would give Ishmael his blessing and fulfill the covenant through him. God agrees to bless Ishmael, but says that the covenant will be established with Abraham and Sarah’s son, who would be born within a year, and would be called Isaac. As an act of obedience, Abraham, Ishmael, and all the males in the household were circumcised that very day.

Shortly after this, the Lord appeared to Abraham again, this time in the company of two angels. He repeated to Abraham that Sarah would have a son within a year. Sarah, who was nearby and listening, laughed to herself when she heard this. She was old, well past the years when a woman could have babies, and Abraham was old as well. Sarah could not see any way this could happen. God said to Abraham, “Why did Sarah laugh and say, ‘Will I really have a child, now that I am old?’” He continued on with an amazing statement that tells us a lot about him. “Is anything too hard for the Lord?” Humanly speaking, it was crazy for her to even think about having a baby. It was impossible; for anyone but God, that is. What happens to us when every last hope is gone? That’s when God delights to work in our lives. That way all the credit and the glory goes to Him, where it belongs.

You might be wondering how Abraham could be called a man of faith when he seemed to have doubts about God’s promises. If we’re honest, we’ll admit to having doubts from time to time as well. The

important thing we see in Abraham's life is that he always came back to obedience and to living his life in a way that showed he believed what God had said. His faith was not in his ability to obey, but in the ability of God to fulfill His promises.

Romans chapter 4 tells us that the words "it was credited to him" were not written only for Abraham. They were written to anyone who places his faith in God, who raised Jesus Christ from the dead. When God credits His righteousness to a person, it means He looks at him and treats him not as he really is, a wicked sinner, but as righteous and blameless in His sight. Isn't that marvelous? Even though we have a debt of sin, by putting faith in Christ to save us we have righteousness credited to us. Like Abraham, we are called to live a life holy and blameless. But let's not ever forget that faith is not based on our own ability to do that, but in God's ability to make us into the kind of person He wants us to be.



Look:



Future Foretold - Part II (Activity). Have ready three baskets filled accordingly for the completion of Part I in HOOK time:

Fruitful: Fill with enough grapes or sliced fruit for each student.

Nations: Fill with the assorted flags from the nation of Israel, **1GEN06.GF3.**

Kings: Fill with the assortment of symbols signifying kings, **1GEN06.GF4.**

Call the three students whose futures were "foretold" up to the front of the classroom. Have them read their slip of paper again. Give these students their "fulfilled promises" by giving them the correct baskets and instructing them to distribute them to the class. **DEBRIEF:** Did the students' "foretold futures" come true? (*Not exactly.*) How did the class feel when the students read their futures? (*Unbelieving? Ridiculous?*) What was Abraham's response when he was told he would have a son through Sarah? (*He laughed.*) Discuss how God's promises never depend on our human frailty. Read Genesis 18:14.



A Desert Meal (Snack). Read Genesis 18:6-8 to the class. Prepare a mini-buffet of the meal that Sarah prepared for her guests. Use matzos crackers or tortillas cut up in small pieces, cottage cheese or yogurt, beef jerky and small dixie cups of milk. Have teachers serve small quantities of each on small plates.




Tip the Scales (Visual Aid). Explain the memory verse for this lesson using **1GEN06.GF5.** Gold and silver were measured on scales during Abraham's time. When God credited Abraham's belief or faith in Him, it outweighed all sin as if it wasn't even there. Faith in God and God alone is what tips the scales. Read Romans 4:18-25 aloud to the class.



Sarah Laughs (Worksheet). Color the picture, and answer the questions. What are you facing that you think is too hard for the Lord? This week pray for help from the Lord, **1GEN06.GF6.**



God's Covenant (Craft).  Each student will need **1GEN06.GF7**, crayons, scissors, glue, one sheet of dark blue construction paper, and self-stick stars. Have students color Abram on **1GEN06.GF7** and cut him out along with the verses at the bottom of the page. Have the students glue the verses on the bottom of the dark blue construction paper and glue Abram above the verses. Have the students stick the self-sticking stars all around Abram on their pictures. Discuss with the students as they are working on their pictures what God had promised Abram. Review with the students the promises in chapter 12.



Abraham's Faith (Worksheet). Reveal the verse by answering the questions below and filling in the word, **1GEN06.GF8.**




Promises, Promises (Worksheet). Take an inventory of all the promises to Abram. Label them by circling the letter for one of these three categories: **L - Land, D - Descendants, O - Other.** Then, on the blank, put a check mark by the ones that could **not** be fulfilled unless Abram had a son, **1GEN06.GF9.**

- I've Got a Name! (Worksheet).** Fill in the correct names, **1GEN06.GF10**.
 - A B C's of FAITH (Visual Aid).** Use this as an aid when teaching the memory verse. Discuss the meaning of "credited," **1GEN06.GF11**.
 - Seeing Stars (Craft).** Draw a landscape on black construction paper with the horizon about half-way up the paper. Use light-colored crayons or colored chalk. Above the horizon (in the sky area), poke many small holes in the paper. When you hold it up in front of a light, you will see stars! When Abram saw stars, what did God promise him?
-



Took:

- ABC Button Banner (Craft).** Have students make a button banner on which to pin their ABC Buttons for the book of Genesis. A take-home kit will be provided for each child when he or she earns the first button. Kits include banner felt, dowel, cording and instructions with suggestions for individual decoration. These are available upon request.
- ABC Buttons (Memory Work).** Give students the Genesis ABC stats on **1GEN01.GF11** in order to earn their buttons. Buttons are awarded to those successfully memorizing the significant action, Bible verse and character statistics for each lesson throughout the book of Genesis. The ABC's for Genesis 15-18:15 are:
 - A. A Child is Promised**
 - B. Genesis 15:6**
 - C. Abraham and Sarah**
- God Is My Shield (Craft).**  Genesis 15:1 tells us that God comforts Abram by reminding him that God is Abram's shield. Discuss why Abram would need God as a shield (*possibly to protect him from his enemies after freeing Lot*). Copy **1GEN06.GF12** onto cardstock for each student. Have students cut out the shield on the outside lines. Color the cross red and the stars blue. Cut strips of cardstock 2 1/2" x 8 1/2" for each student to attach vertically onto the back for a handle. Read Ephesians 6:10-18. Discuss what the shield of faith can do. What flaming arrows of Satan might we put out by using our shield of faith?
- Tri-Bond (Game).** Choose teams or use in small groups. Have students tell you what the following three things have in common. This is a review for Genesis, Chapters 1 through 18:15, **1GEN06.GF13**.
- Don't Make Me Laugh (Game).** Practice the memory verse in a crazy way. Split into groups of less than ten so there will be time for everyone to have a turn. Have each student try to make another student (of his choice) laugh. He can make faces or stare into the other person's eyes, but he must say only the memory verse (or Genesis 18:14a)!
- Just Believe (Discussion).** In what do people put their faith? Brainstorm some ideas, and write them on the board. Think of how people would complete these statements: "Just believe in _____"; or "I believe _____." (Some answers might be: love, yourself, there's a reason for everything, the earth, Mohammed, etc.) What do you think of this statement: "It doesn't matter what you believe as long as you are really sincere"? What if a person said, "I believe in God"? Is that enough for their sins to be forgiven? How do we recognize the faith that's counted as righteousness? Look at Romans 4:18-24, and read about the faith of Abraham. Using this passage, list words that describe Abraham's kind of faith.

HOW OLD?

Age of mother when student was born.


Age of father when student was born.



HOW OLD?

Age of mother when student was born.

Age of father when student was born.



HOW OLD?

Age of mother when student was born.


Age of father when student was born.



HOW OLD?







Age of mother when student was born.

Age of father when student was born.




The Three Visitors








Tip the Scales



“Abram believed the Lord, and He credited it to him as righteousness.”

Genesis 15:6

Sarah Laughs



To what was Abram's name changed, and what did it mean?

To what was Sarai's name changed, and what did it mean?

Why was Sarah laughing, and who heard her laugh?

How old will Abraham and Sarah be when they have their son?

How did the Lord answer Abraham when he asked the Lord if he would really have a child?

Is there something in your life that you think is too hard for the Lord?

Turn the above over to the Lord in prayer this week.

God's Covenant




Look up at the heavens and count the stars if indeed you can count them.
Then He said to him, So shall your offspring be.

Abram believed the Lord, and He credited
it to him as righteousness.

Genesis 15:5-6

Abraham's Faith



Reveal the verse by answering the questions below and filling in the word.


“ _____	_____	_____,	_____
What is above the tent door?	What is on the table cloth?	On a tree trunk?	On the bowl?
What's in the bread?	In the cup?	_____.”	Genesis 15:6
What's at Sarah's feet?	In a bush?	On a pillow?	On a shirt?
What's in the meat?	On a robe?		



PROMISES, PROMISES

Take an inventory of all these promises to Abraham. Label them by circling the letter for one of these three categories:

L - Land D - Descendants O - Other



Then, on the blank, put a **checkmark** by the ones that could **not** be fulfilled unless Abraham had a son.



★ **Do you remember these promises?**



- ★ L D O ___ “I will make you into a great nation.” (Genesis 12:2)
- ★ L D O ___ “I will bless you.” (12:2)
- ★ L D O ___ “I will make your name great.” (12:2)
- ★ L D O ___ “You will be a blessing.” (12:2)
- ★ L D O ___ “I will bless those who bless you and whoever curses you I will curse.” (12:3)
- ★ L D O ___ “All peoples on earth will be blessed through you.” (12:3)
- ★ L D O ___ “To your offspring I will give this land.” (12:7)
- ★ L D O ___ “All the land that you see I will give to you and your offspring forever.” (13:15)
- ★ L D O ___ “I will make you offspring like the dust of the earth.” (13:16)
- ★ L D O ___ “Go, walk through the length and breadth of the land, for I am giving it to you.” (13:17)


★ **God made more promises in today’s Scripture passage.**

- ★ L D O ___ “A son coming from your own body will be your heir.” (15:4)
- ★ L D O ___ “Look up at the heavens and count the stars... So shall your offspring be.” (15:5)
- ★ L D O ___ “Your descendants will be...enslaved and mistreated for four hundred years. But I will punish the nation they serve as slaves, and afterward they will come out with great possessions.” (15:13,14)
- ★ L D O ___ “In the fourth generation your descendants will come back here...” (15:16)
- ★ L D O ___ “You will go to your fathers in peace and be buried at a good old age.” (15:15)
- ★ L D O ___ “To your descendants I give this land, from the river of Egypt to the great river, the Euphrates.” (15:18)
- ★ L D O ___ “I will confirm my covenant between me and you, and I will greatly increase your numbers.” (17:2)
- ★ L D O ___ “You will be the father of many nations.” (17:4)
- ★ L D O ___ “I will make you very fruitful; I will make nations of you, and kings will come from you.” (17:6)
- ★ L D O ___ “I will establish my covenant...to be your God and the God of your descendants after you.” (17:7)
- ★ L D O ___ “The whole land of Canaan... I will give as an everlasting possession to you and your descendants after you.” (17:8)
- ★ L D O ___ “...her name will be Sarah. I will bless her and will surely give you a son by her.” (17:15,16)
- ★ L D O ___ “My covenant I will establish with Isaac, whom Sarah will bear to you ...” (17:21)



The A B C's of FAITH - Genesis 15:16





Tri-Bond

A review for Genesis, Chapters 1 through 18:15

What do the following three things have in common?
Choose teams or use in small groups.

Dry Ground, Vegetation, Trees - 3rd day of creation.

Stars, Sun, Moon - 4th day of creation.

Livestock, Wild Animals, Man - 6th day of creation.

Pishon, Gihon, Tigris - 3 of the 4 rivers in the garden of Eden.

Cain, Abel, Seth - 3 of Adam's sons.

Shem, Ham, Japheth - Noah's sons.

450 feet long, 75 feet wide, 45 feet high - Dimensions of the ark.

2 of every kind of bird, 2 of every kind of creature that moves along the ground, 2 of every kind of animal - What God told Noah to take on the ark.

Be fruitful, Increase in number, Fill the earth - God blessed Noah and his sons and told them this after the flood.

Clouds, Rainbow, Earth - God's promise that He will never again destroy all life with a flood.

Bricks, Tar, Tower - Tower of Babel

Tri-Bond

(continued)

Stopped building the city, Confused languages, Scattered all over the earth - What happened when the Lord came down to see the city & tower the men were building.

Leave your country, Leave your people, Leave your father's house - The Lord's instructions to Abram.

I will make you a great nation, I will make your name great, I will bless those who bless you - God's promises to Abram.

Flocks, Herd, Tents - Lot and Abram's wealth.

Kedorlaomer, Tidal, Amraphel - 3 of the 4 kings who seized all the goods of Sodom and Gomorrah.

The great tree of Moreh at Shechem, The great trees of Mamre, In a vision - Where the Lord appeared and spoke to Abram.

God, Abram, Abram's descendants - God's everlasting covenant was established between all of these.