October 4, 1998 **Genesis 13-14**
1st - 6th Grades **1GEN05**
Abram and Lot

Genesis

Materials I Need:
Legend: **= Option 1, Appropriate for 1st – 2nd Grade** **= Option 2, Appropriate for 3rd – 6th Grade**
Memory Work: **Review Memory Verses**
Aim Questions: **1. What caused the quarreling between Abram and Lot? How did Abram resolve it?** **2. How was Abram unselfish?** **3. What happened to Lot because he lived in Sodom? Who rescued him?** **4. Have you shown kindness to others even when they have treated you badly?** **5. To what type of friends, Christian and non-Christian, are you most drawn?** **6. Which friends help you live more like God wants you to live?**

Hook:

❑ **You Go First! *(Activity).*** Select four volunteers, and seat two each at two different tables. Have a teacher act as a server, and inform them that they are to select from the Sunday Brunch Menu, **1GEN05.GF1 Pgs. 1 & 2.** Have the server explain to each table that the kitchen staff is low on food, and that they will have to order from the selections provided. Because of this shortage, there also can be no double orders, so if one chooses one of the items, the other person must take what is left. As they look at the menu, they will notice that the food is not listed, just the description. Explain that this, too, is because of the shortage and that the kitchen staff will make their best efforts in providing something tasty for them to enjoy. Ask each table which one of them would like to order first. Make a note to yourself of who went first at each table and who had to settle for what was left. When you fill your orders, give the one who chose first the less agreeable of the two items, and the one who had to take what was left, the tastiest. Suggested choices:

fresh orange...: orange juice, carrot juice
plump, purple...: plum, eggplant
sweet, green...: grapes, peas
juicy, red...: apple, beets

Have students listen to today's Bible Adventure to hear who let the other person "go first." Sometimes what looks good may not always turn out that way. This can be used as a **TOOK** using **Looking Good *(Discussion)*** as a **DEBRIEF.**

❑ **Long Division *(Snack).*** Bring large cookies (one for every <u>two</u> students). Have students sit in pairs. Give each pair a cookie (this could also be a large piece of cake, a doughnut, etc.). Have students share these snacks. Afterward, discuss how the students went about dividing the snack.

❑ **Selfish or Selfless *(Activity).*** Wrap a big candy bar in a little box. Wrap a small Hershey's Kiss in a big box. Have both boxes look very nice. In class pick two of the students (if possible, two students who you know are friends). Explain to the students that these gifts are theirs. Choose one of the students to pick which box they would like and which box they would like their friend to have. Did the student picking the boxes keep what looked like the best? Did the student choose what looked like the best for their friend? Have the students open their boxes. Do your actions to your friends show selflessness and love? Today we will look and see how Abram's actions showed selflessness, love, humility and trust in God. Do this one more time with two boxes, but this time put the big candy bar in the big box and a Hershey's kiss in the little box. Have two more friends come up and have one choose for the other. After the friend has picked, ask him why he chose the boxes like he did. Have the students open their boxes.

❑ **That's Impossible *(Activity).*** Have students work in groups. Give each group a cup of sand. Tell them to count the grains of sand. Is this possible? Be sure to include each particle of dust (including those originally on the table) in your count. In today's lesson, God will add details to His promise to Abram. What do you suppose sand has to do with this?

❑ **Abram's Stuff *(Worksheet).*** In Genesis 13:1, we are told that Abram had become very wealthy. In those days, riches were different than they are today. What things would Abram have had? **1GEN05.GF2.**

❑ **Capture the Captives *(Game).*** This is an abbreviated version of "Capture the Flag" (i.e. no flag, just a jail). Divide the playing field (or room) in half. Divide the students into two groups. Have each group set up a jail within its "territory." Have each group choose two members of the opposite team to be its first "prisoners." Teams will set up guards (who stay within their territory) and "raiders" who will try to free prisoners from the opposing jail (these players can change rolls at any time according to team strategy). If any guard touches a raider from the other team who has crossed into his territory, he will take his captive to jail. Prisoners must hold hands or link arms (and no jailbreaks). A raider can free his teammates by touching one of them without first being taken prisoner himself. All prisoners must then make it back across the line without being touched or they will be taken to jail once again. The object of the game is to free all team members. Have students listen to today's Bible Adventure to hear who was held captive and who freed him.

Book:

Presentation Ideas -

❑ **Abram and Lot Separate *(Illustration/Overhead).*** Genesis 13:10-12, **1GEN05.GF3.**

❑ **Abram Rescues Lot *(Illustration/Overhead).*** Genesis 14:14-16, **1GEN05.GF4.**

❑ **Melchizedek Blesses Abram *(Illustration/Overhead).*** Genesis 14:18-20, **1GEN05.GF5.**

Bible Adventure -

Last week we learned about a man of faith named Abram, who obeyed God even at times when he didn't understand the reasons behind what he was asked to do. Because of his faith, God made a covenant with him, to make a great nation from Abram's descendants, and to bless all the people of the earth through Abram's family line.

In today's story, after being escorted out of Egypt, Abram, Sarai and Abram's nephew, Lot, journeyed through the Negev, back to Bethel, where they had lived before. Both Lot and Abram had become very wealthy. Abram not only had gold and silver, but a lot of livestock. Lot also had great flocks and herds of animals.

As they settled in, they discovered they had a problem. They had so much livestock that the land could not support it all. There was not enough food for all the animals, which caused fights between Lot's herdsmen and Abram's. Since it was obvious they could no longer live together, Abram told Lot to

choose whatever of their land he would for his own. This was an unusual thing for Abram to do, because as the older of the two men, he had the right to make the first choice. Does this tell you anything about the character of Abram? In his mind, being the eldest and the leader was not more important than putting the other person first. He knew full well that he could be cheated out of what was rightfully his, yet he gave Lot first choice.

What did Lot do? He did what most people would do. He looked out at the land and chose the very best of it as his own. He and his uncle separated, and Lot went east, while Abram stayed in Canaan. Lot ended up living outside of Sodom, a city known for its wickedness and rebellion against the Lord.

You know, it's just like God to encourage us by giving us something infinitely better than the something we have just given up. That's what He did for Abram. After Lot had gone, God said to Abram, "Lift your eyes now and look from the place where you are--northward, southward, eastward and westward; for all the land which you see I give to you and to your descendants forever. And I will make your descendants as the dust of the earth; so that if a man could number the dust of the earth, then your descendants also could be numbered. Arise, walk in the land through its length and its width, for I give it to you," Genesis 13:14-17 (NIV). God was again confirming His covenant with Abram. What a promise! Abram's response was to build another altar to the Lord and worship Him.

"What became of Lot?" you may be wondering. Well, besides parking himself near a city full of evil men and evil doings, Lot found himself in the middle of some serious trouble. Four powerful eastern kings came and invaded the Jordan Valley where Lot lived. They overpowered the five Jordanian kings, taking many riches and captives. Lot was one of these captives. When Abram heard this, he armed all of his 318 servants and went after the kings who had taken Lot. He followed them for many miles, and after finally defeating them, brought back Lot and all the goods that had been taken.

As Abram returned from battle, he was met by the king of Sodom and the king of Salem, Melchizedek. Melchizedek was a priest of the Most High God. He brought out bread and wine and blessed Abram, thanking God for giving him victory over his enemies. Abram gave Melchizedek a portion of all the goods as an offering to the Lord. The king of Sodom, however, told Abram to leave all the captives with him, but to take all the goods for himself. He flatly refused and told the king that he had made a promise to God not to take anything from him. This was an ungodly king over an ungodly city, and Abram did not want him to be able to say, "I made Abram rich." No, Abram wanted all the credit to go to his great and wonderful God!

Lot was delivered out of captivity and was free to go on living near the evil people of Sodom. Abram, on the other hand, kept demonstrating his desire to please God and to trust in Him for all he needed. He gives us a wonderful example of the attitude that God wants us to have. He demonstrated what the Bible talks about in Philippians 2:3-8 (NIV): "Do nothing out of selfish ambition or vain conceit, but in humility consider others better than yourselves. Each of you should look not only to your own interests, but also to the interests of others. Your attitude should be the same as that of Christ Jesus: who, being in very nature God, did not consider equality with God something to be grasped, but made Himself nothing, taking the very nature of a servant...He humbled Himself and became obedient to death--even death on a cross!" Because Jesus had this attitude, God was pleased to lift Him to the highest place and give Him a Name above every name.

God was pleased with Abram's attitude, too. In his dealings with Lot, he showed selflessness, humbleness, love and a deep trust in God. Abram allowed God to look after his interests instead of looking after his own. He let God make a name for him and provide for him.

Do you trust God enough to let Him look after your interests? Are you seeking to be like Jesus, who humbled Himself and became a servant? If anyone had a right to be proud, it was Him. If you find yourself in a difficult situation, do you stop to think, "What would Jesus do?" Instead of demanding our rights and fighting for what we consider ours, let's pray that God will change our hearts so that we will truly become servants of others and pleasers of God.

Look:

- ❑ **God Most High *(Puzzle).*** Each student will need a set of puzzle pieces from a duplexed copy of **1GEN05.GF6 Pgs. 1 & 2** which has been cut apart. Have students fit the pieces of the puzzle together to find out who Melchizedek said delivered the enemies into Abram's hand.

- ❑ **Battle of the Kings *(Game).*** Each team of two students will need two sets of cards, **1GEN05.GF7**, cut and separated. The white kings represent the five kings who were defeated. The black kings represent the four victorious kings who captured Lot and seized all the goods of Sodom and Gomorrah. Lot represents the captured one and Abram the rescuer.
  1. Shuffle and deal out all the cards.
  2. Each player holds his pack face down.
  3. Together the players say, "One, two, three." On the word *three*, the players quickly lay their top cards face up in the middle of the table.
  4. If the cards match, the players repeat, "One, two, three," and lay down the next card.
  5. If the cards are a white king and a black king, the first player to say, "War!" takes the cards and sets them aside.
  6. If the cards are a black king and Lot, the first player to say, "Capture!" takes the cards.
  7. If the cards are Lot and Abram, the first player to say, "Rescue!" takes the cards.
  8. All other combinations have no "battle cry," and the next cards are laid.
  9. If both players call out the "battle cry" at the same time, neither player takes the cards.
  10. If you call out an incorrect "battle cry," you have to give one card to your opponent.
  11. The player who has the most cards at the end of five minutes is the winner.

- ❑ **Abram & Lot 3-D Landscape *(Craft).*** Each student will need **1GEN05.GF8**, scissors, glue, one sheet of white cardstock and light blue, brown and green construction paper. Have students color the figures on **1GEN05.GF8** and cut them out. Have them glue a half-sheet of light blue construction paper across the top of the cardstock for the sky. Next, have them cut mountain shapes and valleys out of the brown construction paper. Glue the top and bottom of the mountains and valleys onto the sky background. On the back of the Abram and Lot figures, glue one-inch strips at the top and bottom so they will stand out from the background. Finish with a strip of grass from the green construction paper. The strip should be approximately three inches wide, folded the entire length, 3/4 inch in from edge and again 3/4 inch in from the first fold. Cut into the strip one inch the entire length of the strip on the unfolded side to make the blades of grass. Glue the first fold onto the landscape at the bottom of the picture. Glue the first blade of grass on each side so the grass strip will stand. Each section should overlap so there are no white areas showing. Students may further decorate with sun, moon, stars, trees, etc. Have students recount why Abram and Lot separated and what happened afterwards.

- ❑ **Kings at War *(Worksheet).*** In the Valley of Siddim, the kings were at war. Fit the kings' names into the diagram. You'll need to count the letters and compare the kings' names to see which name fits the best, **1GEN05.GF9.**

- ❑ **Separated & Rescued *(Worksheet).*** Read Genesis chapters 13 and 14. Answer the following questions, **1GEN05.GF10.**

- ❑ **Picture the Scene *(Worksheet).*** Read Genesis 13 and 14. Fill in the blanks using the picture clues. Find the clues hidden in the picture, **1GEN05.GF11.**

- ❑ **Two Different Lands *(Craft).*** Divide a large piece of paper in half. On one side, draw the land that Lot chose. On the other side, draw the land where Abram settled. Add cut-outs from **1GEN05.GF12** to your picture. Which land would you have chosen?

❑ **A Big Promise *(Activity).*** "The LORD said to Abram after Lot had parted from him, 'Lift up your eyes from where you are and look north and south, east and west. All the land that you see I will give to you and your offspring forever… Go, walk through the length and breadth of the land, for I am giving it to you.'" Take the class outdoors and have students look as far into the distance as they can. Look north. What is the farthest thing they can see? Look south, east, and west. What is the most distant object in these directions? Imagine how Abram felt when God promised the land of Canaan to him. If time permits, take the class for a walk. Try to find a place where they can see even farther.

❑ **Sand Art *(Craft).*** God again makes promises to Abram in Genesis 13:14-17. He speaks both of land and of the number of his descendants. Sand is a good way to remember these two promises. Copy onto cardstock and cut out the stencil squares on **1GEN05.GF13 Pg. 1** where indicated. Cut out as many stencils as are needed for the classroom. *(Tip: Fold each stencil in half from top to bottom, and cut out the exposed half on the outside edges of the black figure. Your stencil will be easily and evenly cut.)* Have students place the stencil on a large piece of paper. Have them trace the figure of a "man" with glue using the stencil as a guide. Place the paper in a flat box (teacher will help with this part), and sprinkle sand on the area. It would be fun to use colored sand. Pour off sand to reveal the man. Make as many "men" as time allows. Each student needs a copy of the verse, **1GEN05.GF13 Pg. 2,** to glue at the top of their paper.

Took:

❑ **ABC Button Banner *(Craft).*** Have students make a button banner on which to pin their ABC Buttons for the book of Genesis. A take-home kit will be provided for each child when he or she earns the first button. Kits include banner felt, dowel, cording and instructions with suggestions for individual decoration. These are available upon request.

❑ **ABC Buttons *(Memory Work).*** Give students the Genesis ABC stats on **1GEN01.GF11** in order to earn their buttons. Buttons are awarded to those successfully memorizing the significant action, Bible verse and character statistics for each lesson throughout the book of Genesis. The ABC's for Genesis 13-14 are:

A. Separated and Rescued
B. Review
C. Abram and Lot

❑ **Looking Good *(Discussion).*** Lot looked at all that was before him and chose what looked the best. Ask students how they make their choices. Do they base their decisions on appearances only? How do they choose their friends? I Samuel 16:7 tells us that man looks on the outside, but God looks on the heart. Are they drawn to others by what they see on the outside or by what comes from the heart demonstrated by words and actions?

❑ **Friends *(Worksheet).*** We have many friends, Christians and non-Christians. We should choose our friends carefully so that we may not be led astray. Have students make a list of their Christian friends to whom they can confess their sins and pray. Next, have them make a list of their non-Christian friends for whom they can pray and to whom they can boldly witness, **1GEN05.GF14.**

❑ **W.W.J.D. - What Would Jesus Do? *(Craft).*** For this craft you'll need four letter beads and a strip of leather or some twine. Make the bracelets by stringing the beads, spelling "WWJD." You can just string the beads or tie knots before and between the beads. Just use your imagination. This bracelet can be a reminder to think about what Jesus would have done if He were in this situation.

❑ **What Will You Do? *(Discussion).*** Discuss the situations given on **1GEN05.GF15** in small groups. Students may try to think of complicated solutions where they can make a compromise and still get what they want. Encourage simple self-sacrifice.

Sunday Brunch Menu

Sweet green ...

Juicy red ...

Fresh orange ...

Plump purple...

Sunday Brunch Menu

Abram's Stuff

In Genesis 13:1, we are told that Abram had become very wealthy. In those days, riches were different than they are today. What things would Abram have had? Circle and color them.



TENTS



CARS

CATTLE

BOATS

SILVER AND GOLD

DOLLARS



SHEEP

HOUSES



SERVANTS

Abram & Lot Separate

1GEN05.GF3

Abram Rescues Lot

1GEN05.GF4

Melchizedek Blesses Abram

1GEN05.GF5

God Most High

"Blessed be Abram by God Most High,
Creator of heaven and earth,
And blessed be God Most High,
Who delivered your enemies into your hands."
Genesis 14:19-20

God Most High

Duplex copy **1GEN05.GF6 Pgs. 1 & 2.** Cut apart puzzle pieces.
Have students solve puzzle to find out who Melchizedek said
delivered the enemies into Abram's hand.



King of Shinar	King of Ellasar	King of Elam	King of Goiim
King of Sodom	King of Gomorrah	King of Admah	King of Zeboiim
King of Bela	Abram	Lot	Battle of the Kings

1GEN05.GF7

Abram & Lot 3-D Landscape

Cut out strip.
Glue ends together.
Glue on back of figure.

Cut out strip.
Glue ends together.
Glue on back of figure.

KINGS at WAR

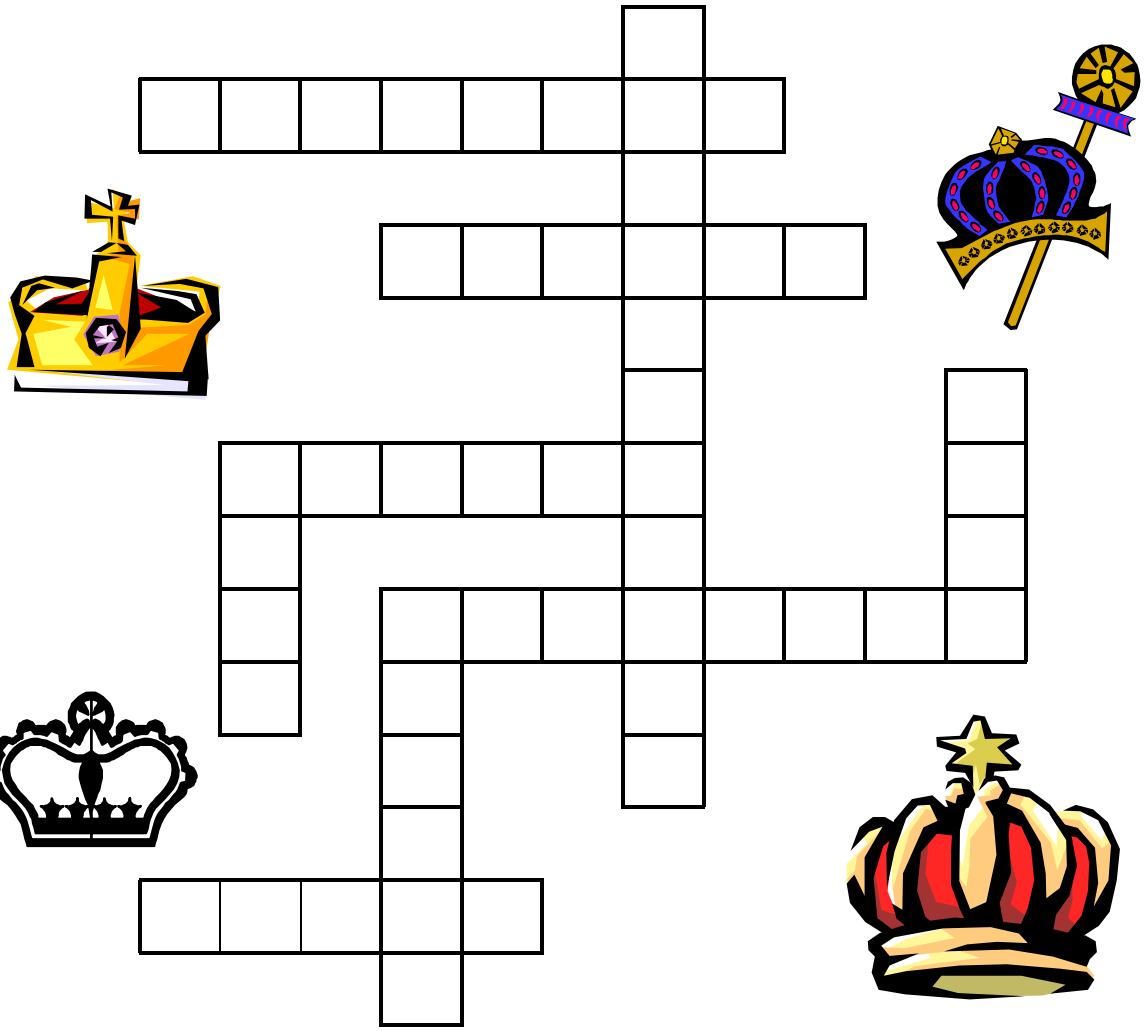

In the Valley of Siddim, the kings were at war. Fit the kings' names into the diagram.
You'll need to count the letters and compare the kings' names to see which name fits the best.

Four-Letter Names
Bera
Zoar

Five-Letter Names
Tidal

Six-Letter Names
Arioch
Birsha
Shinab

Eight-Letter Names
Amraphel
Shemeber

Eleven-Letter Names
Kedorlaomer

Separated & Rescued
Genesis 13 & 14

Lot and Abram had been traveling together. What happened that Lot and Abram could not stay together any longer?

What was Abram's solution to this problem?

What did Lot see in the land as he looked out over Jordan?

Abram and Lot parted company. Where did Abram go? Where did Lot go?

What were the men of Sodom like?

After Lot and Abram parted, the Lord spoke to Abram. What did the Lord tell Abram?

What happened to Lot while he was living in Sodom?

When Abram heard what had happened to Lot, what did he do?

Why did Abram refuse to take the goods that the King of Sodom offered?

What kind of an attitude did Abram have?

Picture the Scene

Thread



Tents

Kings

Silver

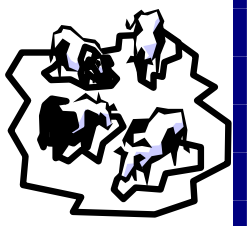

Livestock

Hand

Gold

Eyes

1. Abram had became very wealthy in _____, _____ and _____.

2. Abram and Lot had flocks, herds and _____.

3. The Lord told Abram to lift up his _____ from where he was and look north and south, east and west.

4. The _____ were fighting in the Valley of Siddim.

5. Melchizedek blessed Abram by saying, “And blessed be God Most High who delivered your enemies into your _____.”

6. Abram would not accept anything from the King of Sodom, not even a _____ or a thong of a sandal.

Two Different Lands

Divide a large piece of paper in half. On one side, draw the land that Lot chose. On the other side, draw the land were Abram settled. Add cut-outs from this page to your picture. Which land would you have chosen?



1GEN05.GF12













“The LORD said to Abram after Lot had parted from him, ‘Lift up your eyes from where you are and look north and south, east and west. All the land that you see I will give to you and your offspring forever. I will make your offspring like the dust of the earth, so that if anyone could count the dust, then your offspring could be counted. Go, walk through the length and breadth of the land, for I am giving it to you.’” Genesis 13:14-17 (NIV)

“The LORD said to Abram after Lot had parted from him, ‘Lift up your eyes from where you are and look north and south, east and west. All the land that you see I will give to you and your offspring forever. I will make your offspring like the dust of the earth, so that if anyone could count the dust, then your offspring could be counted. Go, walk through the length and breadth of the land, for I am giving it to you.’” Genesis 13:14-17 (NIV)

“The LORD said to Abram after Lot had parted from him, ‘Lift up your eyes from where you are and look north and south, east and west. All the land that you see I will give to you and your offspring forever. I will make your offspring like the dust of the earth, so that if anyone could count the dust, then your offspring could be counted. Go, walk through the length and breadth of the land, for I am giving it to you.’” Genesis 13:14-17 (NIV)

“The LORD said to Abram after Lot had parted from him, ‘Lift up your eyes from where you are and look north and south, east and west. All the land that you see I will give to you and your offspring forever. I will make your offspring like the dust of the earth, so that if anyone could count the dust, then your offspring could be counted. Go, walk through the length and breadth of the land, for I am giving it to you.’” Genesis 13:14-17 (NIV)

“The LORD said to Abram after Lot had parted from him, ‘Lift up your eyes from where you are and look north and south, east and west. All the land that you see I will give to you and your offspring forever. I will make your offspring like the dust of the earth, so that if anyone could count the dust, then your offspring could be counted. Go, walk through the length and breadth of the land, for I am giving it to you.’” Genesis 13:14-17 (NIV)

FRIENDS

"A friend loves at all times."
Proverbs 17:17

"If one falls down, his friend can help him up."
Ecclesiastes 4:10

"Therefore confess your sins to each other and pray for each other
so that you may be healed."
James 5:6

We have many friends, Christian friends and non-Christian friends. We should choose our friends carefully so that we are not led astray. Below make a list of your Christian friends with whom you can confess your sins and pray. Make a list of your non-Christian friends for whom you can pray and to whom you can boldly witness.

Friends I Can Pray With	Friends I Can Pray For
	1GEN05.GF14

What Will You Do?

Discuss the following situations in small groups.

#1. A friend calls you and asks if you will come and help him with an important math assignment. The assignment is due tomorrow, and he doesn't understand how to do the problems. You tell him you will come because you have finished the assignment without any trouble, and you know you can help. Just after you hang up, another good friend calls and tells you he just got a new game for his Nintendo 64. You have only played on this system once before, and you've been dying to try that particular game. What will you do?

#2. There's a girl in your class at school who seems to have no friends. When you are assigned to work on a science project together, you begin to get to know each other. You find that she loves animals like you do. Your usual group of friends notices you sitting and talking with her at lunch. They tell you that if you sit with her again, you can forget ever coming back to their table. What will you do?

#3. It's Saturday morning. There's a special program on at 10:00 that you really want to see. But when you try to change the channel from the program you normally watch, your little brother strongly objects. What will you do?

#4. Some kids are playing basketball after school, and you have permission to join them. There are seven players there when you arrive to make it eight. So you divide into two even teams of four and begin to play. Then another kid comes to join the game. What will you do?

#5. You are going through the lunch line in front of a new friend. You are both excited because it's pizza day. As you approach with your tray, you notice there is only one piece of pizza left. You also notice one of the cooks waiting to replace the empty pizza pan with a pan of yesterday's tuna casserole. (You don't have to wonder why there was some left over.) What will you do?