September 27, 1998 Genesis 11-12
Early Childhood AGEN04EC
God Chose Abram and Promised Him a Land.

Materials I Need:

Memory Verses:
1. **In the beginning God created the heavens and the earth. Genesis 1:1**
2. **I will make you a great nation, and I will bless you. Genesis 12:2**

Attribute of God emphasized in this lesson:
God knows what is best for His people.

Aim Questions for 2's & 3's:
1. **Did God tell Noah's children and grandchildren to spread out over the earth?** *(Yes)*
2. **Did Noah's children and grandchildren want to obey God?** *(No. Noah's children and grandchildren wanted to stay together, so they built a city with a high tower.)*
3. **Did God make it so that the people of Babel could not understand each other's words?** *(Yes. The people of Babel spread out when they could not talk to each other anymore.)*
4. **Did God choose Abram to go to His special land called Canaan?** *(Yes)*
5. **Did Abram obey God and take his family to the land of Canaan?** *(Yes)*
6. **Did Abram thank God for His promise of land?** *(Yes. Abram built an altar and thanked God for giving him and his children the land of Canaan.)*

Aim Questions for 4's, 5's & K:
1. **Why did Noah's children and grandchildren disobey God and stay together in Babel?** *(Noah's children and grandchildren did not want to spread out. They wanted to become a great nation and make a name for themselves without God.)*
2. **What did God do at Babel so that the disobedient people would have to spread over the earth?** *(God confused the people's words so that they could not understand each other.)*
3. **What was the name of the man whom God chose to become a great nation with a great name?** *(God chose Abram and told him to leave his home and go to another land.)*
4. **What happened when Abram arrived in the land of Canaan?** *(God spoke to Abram and gave him the promise that this land of Canaan would belong to his children.)*
5. **What did Abram do when God promised him the land of Canaan?** *(Abram built an altar and thanked God.)*
6. **Does God always know what is best for His children?** *(Yes. We listen to and obey God because He has the best ways for us.)*

Key for symbols:

❑ This box symbol represents ideas that can be used for two-year-olds through kindergarten. Please remember to slow down the pace for two-year-olds and keep the pace moving for five-year-olds.

② This symbol represents ideas that are best used for two- and three-year-olds.

④ This symbol represents ideas that are best used for four-year-olds through kindergarten.

Hook:

❑ **Memory Verse Review Activity:** Divide the class into two groups and have the groups face each other. While one group sings standing with their arms raised over their heads, the other group squats and sings. Have the groups alternate standing and squatting while singing through the memory verse song from AGEN01EC:
"In the beginning God created the heavens and the earth." *(Group #1 stands, group #2 squats.)*
"In the beginning God created the heavens and the earth." *(Group #1 squats, group #2 stands.)*
So it says *(Group #1 stands.)* in the Bible. *(Group #2 stands.)*
Genesis *(Group #1 stands.)* one:one *(Group #2 stands.)*
"In the beginning God created the heavens and the earth." *(All stand.)*

❑ **Storm Sounds Review Activity and Song:** Have the children sit in a circle and imitate you as you lead them through making sounds which will sound like a storm. Begin by snapping your fingers, then patting your chest, then patting your thighs, then slapping the floor, then add blowing air out of your mouth. If you want, you can lead them back through the motions, ending with snapping fingers. Ask the children if those sounds reminded them of anything. When you get to a rain storm, ask them if they remember what happened to Noah in last week's Bible Adventure. Review the lesson and sing "Old Noah Built an Ark" from AGEN03EC.

❑ **Spreading Out Activity:** Have the children get in a circle and hold hands. When the teacher says, "Crowd together," the children will go to the center of the circle and try to get as close to each other as they can without breaking hands. When the teacher says, "Spread out," the children will break hands and spread out throughout the room, putting as much space between them and the other children as possible. If the children are sticking together, ask them to spread out. In the Bible Adventure, Noah's children and grandchildren did not want to obey God and spread out. They wanted to stay close together. They thought they could have a great and powerful city if they stayed together.

❑ **Building a City Activity:** Ask the Children's Department for the bin of building blocks so that the children can build a city with a high tower. Legos would also work. It would be fun to have a bag of miniature people with which the children can pretend to be the people working in the city of Babel. "The people of Babel said to each other, 'Let's not obey God. Let's build a high tower and stay together. Let's not spread out like God said.' They were wrong, weren't they? We should always obey God because He knows what is best for us."

④ **Scattering Beans:** Place a world map in the lid of a box. Give children a sandwich bag each with an equal number of beans in them. Ask the children to take turns scattering the beans all over the map and count how many come to rest on land. The one with the most beans on land is the winner! "Something else is going to be scattered in our Bible Adventure today. Listen to find out what it is."

④ **Packing for a Trip:** Pretend to put different things in an imaginary suitcase. Ask children to follow your motions. Then go on a trip (your own version of the bear hunt game!). Leap over the sea (a scarf on the floor), crawl under a bridge (table), and hop over a mountain (soft, spongy ball).

④ **What is in the Bag?** Bring a suitcase with different items in it like toothpaste, a tooth brush, a comb, snacks, a T-shirt, sandals, etc. Include one item for each child in the class. Open it and let the children look at it for a few seconds and then see who can remember what was in the suitcase. Go around the circle and let each child name one thing that he remembers. "Someone in the Bible Adventure today is going on a trip. I wonder what they will pack?"

④ **Feel in the Bag:** With eyes closed, children could feel inside a suitcase or travel bag and try to guess what they feel. Use items that would be taken on a long journey.

④ **Shake and Share Game:** Instruct the children to listen carefully so that they can obey or do what is right so this game can be a lot of fun. With children sitting in a circle and each holding an item they have selected out of the travel suitcase, tell the children to pass the item or share it with the person on their left. They are to continue passing it to the left until you say, "Shake and share to the right." They <u>shake</u> it and <u>share</u> it with the person on their right who continues passing it around until you

give the next instruction. You could also use the words to pass forward and backward. Let them take turns calling out directions. (If the group is small, pass one item and say the item's name each time it goes to a new person.)

---

④ **Introduce the Friend on Your Left:** Ask children to tell you the name of the child on their left and one thing they know about them. When it comes to your turn last, open your Bible and tell the children you are going to introduce them to a new person who will join us in the Bible Adventure today. His name is Abram and they can read about him right in the front of their Bibles, in the book of Genesis.

④ **"Way to Go" Necklace: (AGEN04ECGF7)** String yarn on each GF7 hand to make necklaces. Place one on a child as you see her being obedient. Share another one with a different child when you see him doing something he has been asked to do. You may make a necklace for each child and give one to all throughout the class time.

④ **Puppets Talk about Being Obedient and Disobedient:** Involve two puppets who are new to the children and have them talk about a time when they were disobedient and what happened or a time they were obedient and what happened. Tell the children to listen to what happened to the people who disobeyed God and to the ones who obeyed God. There is a consequence for disobedience and there is a blessing for obedience.

④ **Silent Actions Guessing Game:** Clench your fists out to the side and pretend like you are strong and mighty, then point to yourself. You could also pretend to be building something. (These actions represent the actions of the people of Babel who thought that building a high tower would make them strong.) Then look up to the sky, cup your ear as if listening to God, and then walk in place. (These actions are like Abram who listened to God and walked to Canaan.) Let children try to guess what you are imitating. They are going to hear more about this in the Bible Adventure. (Remember to repeat these actions at appropriate times throughout the morning.)

④ **Clean up the Classroom to Music:** Tell the children to listen carefully to your instructions for clean-up time. Ask them to try to clean up the room before the music stops playing. If they listened and obeyed, put a "Way to Go" Necklace on them.

Book:

Presentation Ideas -

❑ Color and mount the **AGEN04ECGF1** through **AGEN04ECGF4** pictures on construction paper. Refer to them as you tell the Bible Adventure.

❑ Build a city and a tower with building blocks or Legos as you tell the Bible Adventure. When you come to the second part of the Bible Adventure where Abram leaves his home and goes to Canaan, place one block or Lego at a great distance from where you are standing. Pretend that the block or Lego is Canaan and you are walking toward it as Abram walked day after day toward Canaan.

❑ Put up a small tent or throw blankets over a table to make a tent. When you talk about setting up and taking down tents, have another teacher take down the tent or set it up as you are talking. This will need to be done quickly as you talk about how day, after day, after day, the people set up the tents and took them down.

Bible Adventure for 2's & 3's -

(Show the AGEN03ECGF5 review picture of Noah after the flood.) After the flood, God told Noah, "Spread out your children and grandchildren over the whole earth. Don't stay together in one place."

(Show the GF1 picture.) Noah's grandchildren said to each other, "No, we won't obey God. Let's not spread out. Let's stay together and build a big tower that will give us big power."

God saw what the disobedient people were doing. God sees everything we do.

God said, "Noah's grandchildren are disobeying us. Let's confuse their words so that they can't talk to each other anymore."

God changed the words that came out of the people's mouths so that they couldn't talk about the big tower they were building. They stopped their work and moved their families away from Babel.

(Show the GF2 picture.) God chose a man named Abram to become a big family-nation of people. God said to Abram, "Go to Canaan and I will give you the land."

(Show the GF3 picture. Point to these people as you tell their names.) Abram obeyed God. Abram took his wife, Sarai, his nephew, Lot, all his servants, and all his animals, and left his home.

Abram's family walked and walked. *(Pretend to walk in place or have the children walk their fingers.)* At night, the servants set up the tents so that the families could sleep. *(Have the children lay their heads on their hands.)* The next day, they packed up the tents and walked toward Canaan. *(Walk in place again.)*

Abram knew that God would show him the way. Finally, Abram arrived in the land of Canaan! *(Raise your arms as though celebrating.)* The Lord spoke to Abram and said, "This is it! This is the land that I will give your children."

(Show the GF4 picture.) Abram was grateful to God for bringing him to the land of Canaan. Abram built an altar of stones, bowed on his knees, and thanked God for bringing his family safely to the land of Canaan.

Prayer: Dear God, thank You for spreading people over the earth. Thank You for giving Abram the land of Canaan. Help me obey You like Abraham did. In Jesus' name, Amen.

Bible Adventure for 4's, 5's, & K -

(Show a review picture of Noah after the flood.) After the flood, the animals spread out to find new homes. God had told Noah, "Spread out your children and grandchildren over the whole earth. Don't stay together in one place." God wanted people and animals everywhere on the earth.

(Show the GF1 picture.) Some of Noah's grandchildren had a big "no" in their hearts. They didn't want to obey God. They said to each other, "Let's not spread out like God said. Let's stay together in Babel and build a big tower that will give us big power." They wanted to make themselves into a big city with a great name, without God.

God saw what the disobedient people were doing. God sees everything we do.

God the Father, God the Son, and God the Holy Spirit talked to each other and said, "Noah's grandchildren are disobeying us. They want to built a great city and make a great name for themselves without us. Let's confuse their words so that they can't understand what each other is saying. Then they will spread out over the earth."

God changed the words that came from the people's mouths so that when they talked to each other, they couldn't understand what the other person was saying. The words came out wrong. *(Shrug your shoulders.)* The people were getting more and more frustrated trying to build the tower at Babel. They could not get their work done. Finally, they gave up trying and moved their families away from Babel. The Lord spread them out over the whole earth, just like He had said.

God always has the best plan. *(Show the GF2 picture.)* God's plan was to choose one man named Abram who would obey Him.

God said to Abram, "Leave your home and go to a special land that I will show you. I have a promise for you. I will make you into a big family-nation who believes in a great God. I will bless you and your children in Canaan."

Abram lived in a nice city, but the people there did not love God. They prayed to the moon and the sun. God had a better plan for Abram to pray to Him--the true God in heaven.

Abram listened to God. Abram thought of his wife, Sarai, his nephew, Lot, all his servants, and animals. *(Show the GF3 picture.)* Abram made a good choice. He obeyed God and left his home in Haran. He packed up all he owned. He loaded boxes and boxes of food, clothing, and dishes. His servants loaded all the boxes onto the donkeys' backs.

Abram and his family, his servants, and all the animals started walking. They walked and walked, day after day. They looked like a huge caravan crossing the hot, dry desert, climbing over rocky hills and crossing cold rivers.

It was a long, hot journey. At night, the servants set up the tents so that the families could sleep. The next day, they packed up the tents and walked again.

Abram did not know where he was going, but he believed in a big God who would show him the way. Finally, Abram arrived in the land of Canaan. The Lord spoke to Abram and said, "This is it! This is the land that I will give your children. I am making a promise to you. You will become a big family-nation who believes in a great God."

Abram was grateful to God for bringing him to the land of Canaan. Abram built an altar of stones, bowed on his knees, and thanked God for bringing his family safely to the land of Canaan. Abram was glad that he had obeyed God.

Next week, we will hear more about Abram and Sarai in the promised land of Canaan.

Prayer: Dear God, You had the best plan for making a big family-nation of people. You promised to give Abram the land of Canaan. Help me obey You like Abraham did. In Jesus' name, Amen.

Look:

❑ **Story Review Glove: (AGEN04ECGF5)** Attach pictures from the Bible Adventure on the fingers, thumb and palm of a glove. Let the children tell the story as they see the pictures. Let the older children tell you the order to attach them as the story happened.

❑ **Genesis 12:2 Memory Verse Song:** "In today's lesson we learned about a promise that God made to Abram. Did God keep His promise to Noah last week? Yes, He did! God kept Noah and the animals safe in the ark. Will God keep His promise to Abram? Yes, He will! We know that God always keeps His promises, so Abram must have been pretty happy to receive a promise from God. We want to remember the important promise that God made to Abram, so we're going to learn a new song which talks about the promise God made." Sing the new memory verse song, "Genesis 12:2," from the Song section, and then teach it to the children using the motions as a teaching aid to help the children remember the words.

❑ **March to Canaan Song Activity:** Have a teacher dress up as Abram and tell his "family" (the children) that they are going on a long journey to the promised land of Canaan. Abram says, "In order to make our journey go by more quickly, let's learn a song that we can sing which will remind us where we're going." Teach them "Abram, Go!" from the Song section. Have the children line up behind Abram and march to "Canaan" while singing the song. You can have them stop and pretend to camp overnight like Abram and his family did on the way. Review Aim Questions four, five, and six.

❑ **"Abram Obeyed" Activity Page: (AGEN04ECGF2** or **AGEN04ECGF3)** Choose either the GF2 or GF3 pictures and copy one for each child at your table. Bring an ink stamping pad and let a child press his thumb on the pad. The child then presses his thumb anywhere on the picture to make a sheep. After the child makes several thumb prints on his page, he can clean his thumb with a handi-wipe. The child can then draw ears and tails on his "sheep" and color the rest of the page. Talk about how God gave Abram many sheep. He took them with him when he obeyed God and left Haran for the new land. Emphasize the fact that God knew what was best for Abram.

❑ **Snack Center:** Use frosting tubes to make "yes" or "happy" faces on graham crackers. Talk about how we look when we obey. Talk about ways that the children are obedient at home. Eat your snack in a pretend tent like Abram's. Let children make up words and have fun laughing because you can't understand the meaning of them, just like the people who built the tower of Babel.

② **Walk to Canaan Center:** Bring adult shoes to class--different styles and sizes are fine. Let the kids put on the shoes and "walk to Canaan." Have a teacher lead the way and the children follow with their big shoes on. Set up an "obstacle course" with chairs, tables, and various items in the classroom. Talk about how far Abram had to walk to get to Canaan.

② **Packing for Canaan Center:** Bring a suitcase with items that one would take on a trip. One by one, take the items out and have the children name them. The children can also help you re-pack the suitcase. Ask the children what they think Abram brought on his long trip to Canaan. "Do you think Abram brought a hairbrush, shorts, toothbrush, etc., on his trip?"

④ **Pin a Person on the World Center:** Tape a large world map on the wall. Let the children cut pictures of people from magazines. Take turns blindfolding the children and letting them walk up to the map and taping their person on the map. Talk about how the people at Babel were scattered so they would listen to God and obey Him rather than trying to do mighty things in their own power.

④ **Roll Marble in Paint Center: (AGEN04ECGF6)** Place a GF6 map in the lid of a box. Let children take a marble, dip it in a pan of tempera paint, and then roll it on the map by tipping the lid. Do this with several different colored paints. Talk about all the different languages that came when God scattered the people all over the world.

④ **Paper Tube Binoculars Center:** Let the children decorate two paper tubes that you have stapled together. Punch two holes at one end of the paper tubes. Attach a piece of yarn to the holes so the "binoculars" can hang around the neck. Let the children look around with their binoculars. Talk

about what you can see and how God can see everything at once. God doesn't need binoculars, but He could see the people of Babel building the tower, disobeying Him, and thinking they were strong.

④ **Thank You, Missionaries Center:** Let children color a card or the GF1 picture to send to one of our missionaries. Thank them for obeying God by going to another country across the world to tell people about Jesus. Talk about the language they speak in that country. Invite someone to class who speaks that language. Ask them to sing one of the songs from the Song section in their language. Talk about how God made the different languages so that people would scatter and not get proud of themselves.

---

④ **Bible Adventure Review Center:** Using the "Shake and Share" game in the Hook Section, stop occasionally and ask the person holding the _____ (toothbrush, shoes, etc.) to answer an Aim Question about the Bible Adventure today.

④ **Story Telling Block Review: (AGEN04ECGF5)** Attach small GF5 pictures from the Bible Adventure to wooden blocks with sticky tack. Let the children rearrange the pictures in the correct order. Place them in the shape of an altar following the order of the story. Abram built an altar and prayed to God when he reached Canaan. He was glad to obey God because God knew what was best for Abram and his family.

④ **Mother May I? Game:** After playing the game, talk about how the people in the Bible Adventure should have asked God about making a tower. They should have obeyed God's best ways like Abram.

④ **Scavenger Hunt Review:** Hide and then let the children find numbered and plain stones around the room (one for each child). The numbers correspond to an Aim Question, while plain stones repeat the memory verse. As a child shows the teacher his or her stone with a number, he gets to answer the Aim Question with the corresponding number. The child with a stone that has no number leads the rest of the children in saying the memory verse. Build an altar with the stones.

Songs:

❑ **Genesis 12:2, Memory Verse Song** *(tune: "She'll Be Comin' Round the Mountain)*

"I will make you into a great na-a-tion,	*(Point to the front, then spread arms wide to your sides.)*
and I will, yes I wi-ill, ble-ess you."	*(Nod head, then give self a big hug.)*
That's what God said to Abram,	*(Point up with right hand and down with left hand.)*
That's what God said to Abram,	*(Repeat motion.)*
That's what God said in Genesis 12:2.	*(Raise both hands up over head.)*

❑ **Abram, Go!** *(tune: "Children, Go Where I Send Thee")*
"Abram, go where I send you. Where will I send you?
Well, I'm sendin' you to Ca-naan. Go, and take your fam'ly.
Canaan it's the promised, promised land."

❑ **One Little Abram** *(tune: "Ten Little Indians")*
1. One little, two little, three little Abrams,
   Four little, five little, six little Abrams,
   Seven little, eight little, nine little Abrams,
   All obeying God.
2. Substitute "children" for "Abrams."

❑ **Abram Obeyed** *(tune: "Farmer in the Dell")*
Abram, he obeyed,
Abram, he obeyed,
He went to Ca-a-naan.
Abram, he obeyed.

I want to obey,
I want to obey,
I will do what God has said.
I want to obey.

❑ **Action Song** *(tune: "The Ants Go Marching")*

God gave me feet to walk and run. *(Walk and then run in place.)*
Hooray! *(Shake one foot.)* Hooray! *(Shake other foot.)*
God gave me feet to walk and run. *(Walk and then run in place.)*
Hooray! *(Shake one foot.)* Hooray! *(Shake other foot.)*
I'll walk along *(Walk in place.)* and sing this song. *(Clap to rhythm.)*
I'll listen to God all day long. *(Cup hands behind ears.)*
And my feet will help me *(Shake one foot and then the other.)*
Obey the Lord each day. *(Clap to rhythm.)*

Second Verse: Change first and fourth lines to the following:
God gave me ears to hear God's Word *(Cup hands behind ears, then make them inot an open book.)*

❑ **My God Is So Great**
My God is so great, so strong, and so mighty
There's nothing my God cannot do. *(Shake head "no.")*
My God is so great, so strong, and so mighty
There's nothing my God cannot do.
Spoken: For you and you and you.

My God called one man, and his name was Abram. *(Hold up one finger.)*
There's nothing my God cannot do. *(Shake head "no.")*
My God called one man, and made him a nation.
There's nothing my God cannot do.

My God chose one man, and sent him to Canaan. *(Point to a far-off place.)*
There's nothing my God cannot do.
That one man obeyed, and went off to Canaan.
There's nothing my God cannot do.

Took:

❑ **"God's First People" Booklets: (AGEN04ECGF8)** The children have been making booklets called "Genesis: God's First People." Let the children color their GF8 pictures of Abram obeying God and going to a new land with his family. Talk about the Aim Questions as the children color. Review previous lessons as the children look at the pictures and any objects you may have given them to put in their "God's First People" booklets. Keep the children's booklets in a safe place throughout the Genesis series.

❑ **"Be Like Abram" Song Activity: (AGEN04ECGF9)** "Abram was a good man, wasn't he! He obeyed God because God knows what is best for us. Abram took his family away to a new land. Do you remember what the name of that land was? That's right, Canaan. We can be good like Abram if we obey what God has told us to do. Stand up if you want to obey God like Abram did. Great! Let's sing a song to remind us what Abram did and what we want to do." Teach or review with the children either "One Little Abram" or "Abram Obeyed" from the Song section. Send the children home with an "I Will Obey" badge pinned to their chests with the lyrics from the songs that you taught written on the back.

④ **Willy Worm Clothespin: (AGEN04ECGF10)** Let children each decorate their clothespin with colored spots and round eyes (paper punched paper dots or wiggle eyes that you purchase). Place a piece of magnet tape on the back if desired. Copy the GF10 picture on card stock or tape it on an index card and place it in the mouth of Willy. Let this be a reminder to the children that Abram was obedient to God because God knows what's best. Likewise, they should obey their parents at home. Ask Mom to add a sticker to Willy Worm every time the child obeys at home.

④ **"Way to Go" Necklace:** Talk about the necklaces the children are wearing and what they did to obey and receive their necklaces. Talk about ways they can obey this week at home.

④ **Torn Paper Bag Stones:** Let children tear stones out of brown paper bags and glue them on a sheet of paper to look like an altar that Abram built when he got to the promised land. Add mountains, trees, water and sky. Pray together as a group and thank God for knowing what is best for us. Let each child pray, “Dear God, You always know what is best for me.”



The people of Babel did not obey God and spread over the earth.
God confused their language and spread them out.

AGEN04ECGF1

God chose Abram to become a big family-nation.

I will make you a great nation, and I will bless you. Genesis 12:2 AGEN04ECGF2



Abram obeyed God, left his home, and went with his family to another land.

AGEN04ECGF3



AGEN04ECGF4

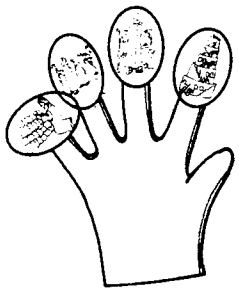

Story Review
Glove

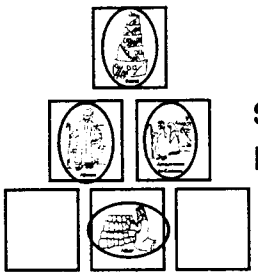

Story Telling
Block Review

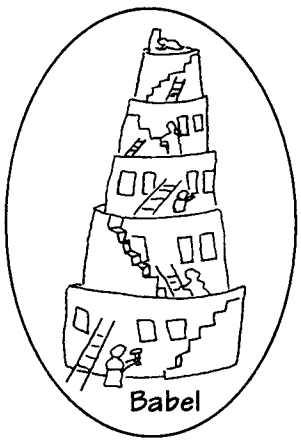

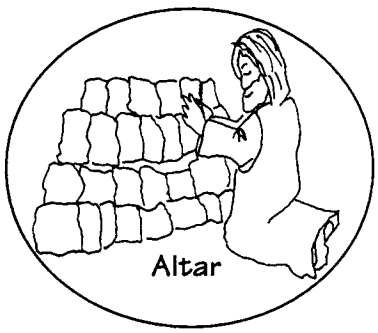

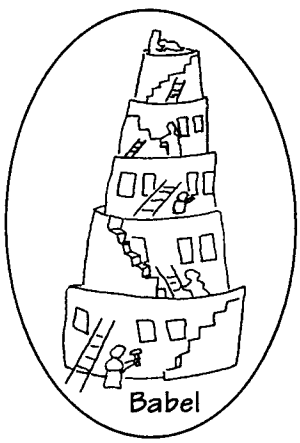

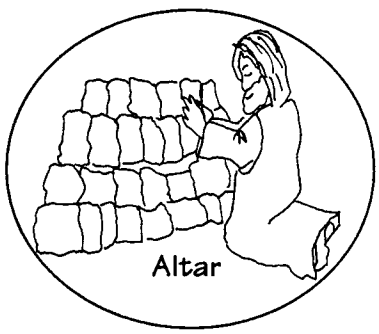

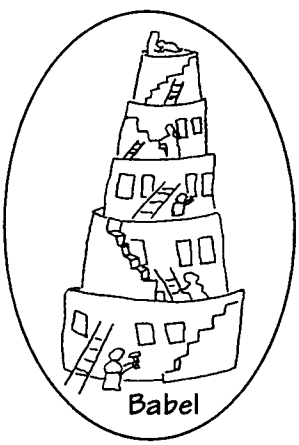

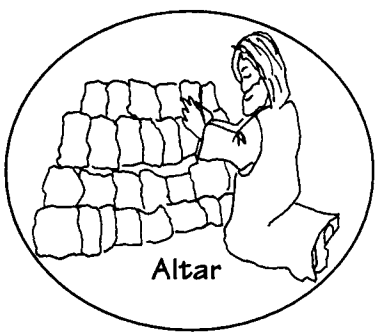

AGEN04ECGF5

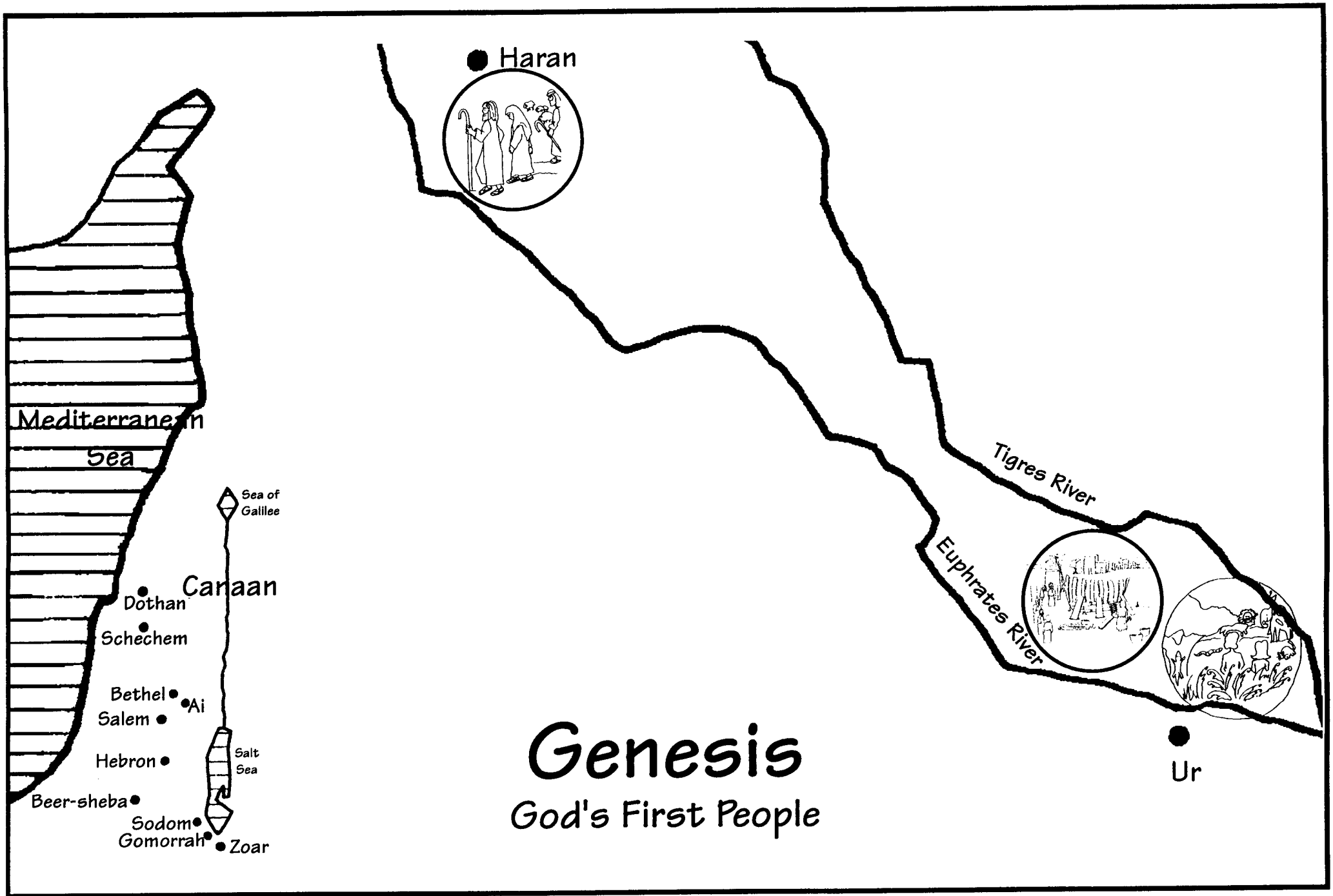

AGEN04ECGF6

"Way to go!" Necklace



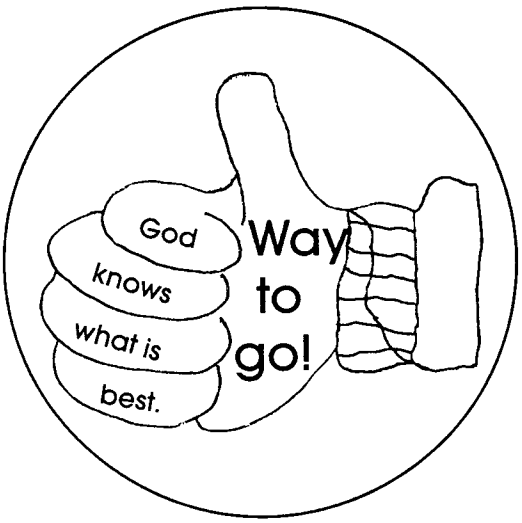



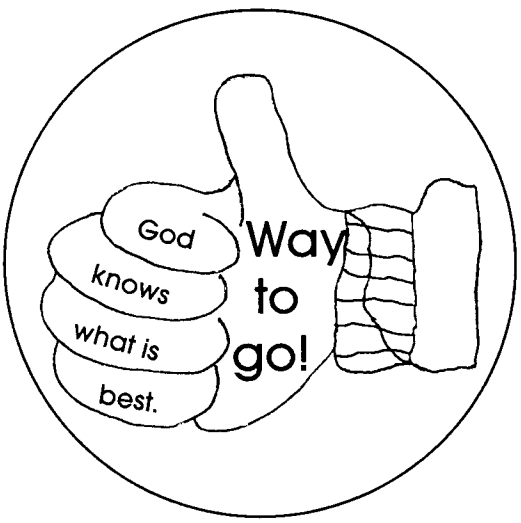





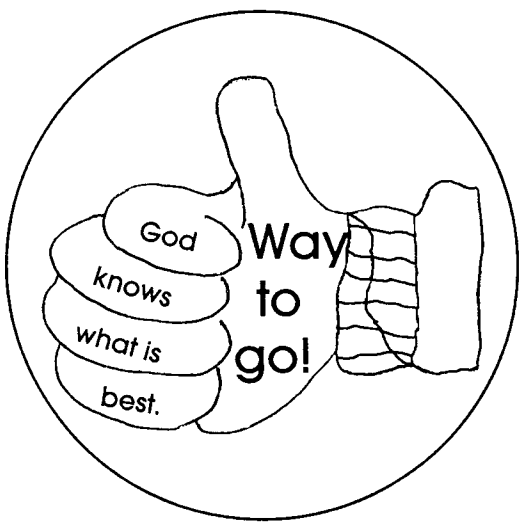





AGEN04ECGF7

"God's First People" Booklet Page
Lesson 4

God knew what was best for Abram.



Genesis 11-12

I will make you a great nation,
and I will bless you. Genesis 12:2

God knew what was best for Abram.



Genesis 11-12

I will make you a great nation,
and I will bless you. Genesis 12:2

AGEN04ECGF8

I will obey! Badges

Copy enough of either badge for each of the children to have one. Cut along the dotted lines and fold in half so that the song lyrics are on the back of the badge. Pin the badge to the children's chests with a safety pin.

I will obey!

Abram Obeyed
(Tune: "Farmer in the Dell")

Abram, he obeyed,
Abram, he obeyed,
He went to Ca-a-naan.
Abram, he obeyed.

I want to obey,
I want to obey,
I will do what God has said.
I want to obey.

I will obey!

Abram Obeyed
(Tune: "Farmer in the Dell")

Abram, he obeyed,
Abram, he obeyed,
He went to Ca-a-naan.
Abram, he obeyed.

I want to obey,
I want to obey,
I will do what God has said.
I want to obey.

I will obey!

Abram Obeyed
(Tune: "Farmer in the Dell")

Abram, he obeyed,
Abram, he obeyed,
He went to Ca-a-naan.
Abram, he obeyed.

I want to obey,
I want to obey,
I will do what God has said.
I want to obey.

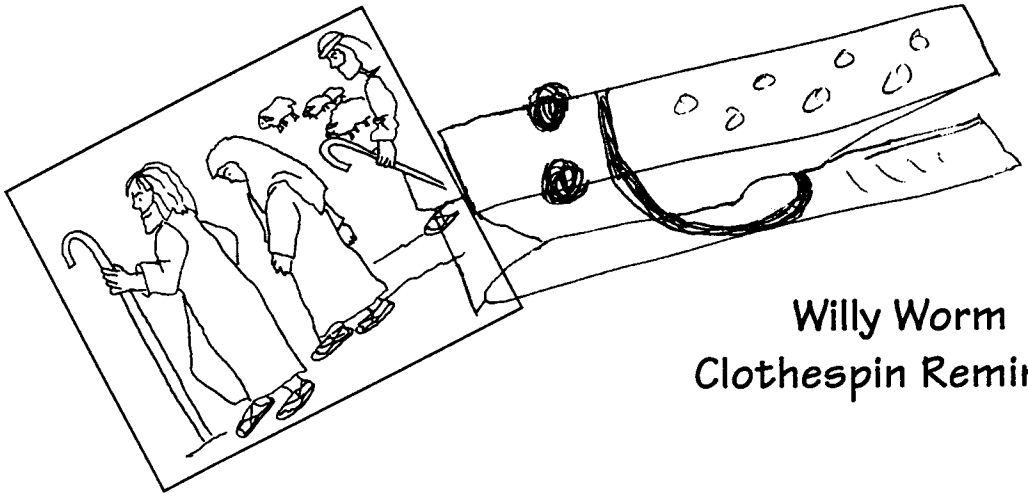

Willy Worm
Clothespin Reminder









AGEN04ECGF10