

Materials I Need:

Memory Verses:

1. In the beginning God created the heavens and the earth. **Genesis 1:1**
2. I will make you a great nation, and I will bless you. **Genesis 12:2a**
3. I am with you and will watch over you wherever you go. **Genesis 28:15**

Attribute of God emphasized in this lesson:

God created people in the book of Genesis and gave them promises.

Aim Questions for 2's & 3's:

1. **Who created the heavens and the earth?** (*God created the heavens and the earth. Genesis 1:1*)
2. **Who created Adam and Eve, Noah, Abraham, Isaac, Jacob, and Joseph?** (*Say, "God created..." with each of the Genesis people. Use the hand motions for that person.*)
3. **Who created you?** (*God created you and me.*)
4. **Sing the memory verse songs throughout the morning.**

Aim Questions for 4's, 5's & K:

1. **When did God create the heavens and the earth?** (*In the beginning God created the heavens and the earth. Genesis 1:1*)
2. **What people did God create in the book of Genesis?** (*With the appropriate hand motions from the Bible Adventure lesson, review Adam and Eve, Noah, Abraham, Isaac, Jacob, and Joseph.*)
3. **What did God promise Abraham and Jacob in our last two memory verses?** (*I will make you a great nation, and I will bless you. Genesis 12:2a; I am with you and will watch over you wherever you go. Genesis 28:15*)
4. **Sing the memory verse songs throughout the morning.**

Key for symbols:

- This box symbol represents ideas that can be used for two-year-olds through kindergarten. Please remember to slow down the pace for two-year-olds and keep the pace moving for five-year-olds.
- ② This symbol represents ideas that are best used for two- and three-year-olds.
- ④ This symbol represents ideas that are best used for four-year-olds through kindergarten.

Hook:

Boats and Water Play: Using tubs or pans of water placed on towels or plastic tablecloths, let the children take turns placing different items in the water to see if they will float. Talk about sizes and weights. Use things like a sponge, cork, pencil, rock, apple, plastic lid, and block of wood. Provide lots of towels for clean up. Noah had built a huge boat out of wood that floated many days and kept Noah and his family safe during the big flood.

Teach a Puppet Bible Names: Introduce a new puppet to the children. Help the puppet learn the names of the Bible characters that the children have been hearing about in the last weeks. Let the

children review with the puppet as they talk about Adam, Eve, Noah, Abraham, Sarah, Isaac, Rebekah, Jacob, and Joseph.

- Travel Center:** Place a small suitcase, back pack, or hand bag plus different travel items on a table and let children pack for a trip. Talk about going to Canaan with Abraham, or to Egypt with Joseph.
- Tent Housekeeping Center:** Using a blanket and a table, make a tent and place in it some small kitchen items. Encourage children in playing “house” like Sarah, Rebekah, and Rachel.
- Book Reading Center:** Place several small children’s books about creation, Noah, Abraham, and Joseph on the table. Gather the children together to read their selected book.
- ② **My Own Funny Creations:** Let the children use their imaginations to build an animal or plant out of playdough and styrofoam packing bubbles. Allow them to make up their own silly names for their creations. In the beginning, it was God who created all the animals and allowed Adam to name them.
- ② **Tent Fun:** Bring old blankets or sheets to class. Use the classroom chairs and tables to make tents. Try to make a tent that is big enough for everyone to sit under. If not, take a few children at a time into the tent and talk about what it would be like to live in a tent. "Does anyone remember from our Bible stories who lived in a tent?" Abraham and Sarah, Isaac, Jacob, Joseph. and his brothers.
- ④ **Counting Exercises:** Provide different colors of chips, buttons, beans, or small square pieces of colored construction paper. Ask children to sort these items by finding seven of each color (the number of days in the week of creation). Ask them to find pairs of different colors (Jacob and Esau, Abraham and Sarah, Isaac, and Rebekah). For variety, place a pattern of the items in front of you and ask the children to make the same pattern.
- ④ **Button Flip Review:** Using selected review pictures, take turns flipping a button onto one picture and telling what it is about.



Book:

Presentation Ideas -

- Color and mount the **AGEN15ECGF1, AGEN15ECGF2, AGEN15ECGF3, AGEN15ECGF4, AGEN15ECGF5, AGEN15ECGF6, AGEN15ECGF7, AGEN15ECGF8, AGEN15ECGF9, AGEN15ECGF10,** and **AGEN15ECGF11** pictures on construction paper. Show them as you tell the Bible Adventure.
- ② The Bible Adventure can be shortened for two-year-olds as desired. For instance, you could choose either the GF3 or GF4 picture for Noah. You could use either the GF10 or GF11 picture for Joseph and delete the GF8 picture. For the youngest children, teach with hand motions, pictures, and few words.

Bible Adventure for 2's & 3's -

(Point to the center of the GF1 picture.) In the beginning, God created the heavens and the earth. *(Point to several things God created.)* God created sky and water. He put stars and birds in the sky, and He put fish in the water. God put animals on the earth and He put Adam and Eve there, too. Let's remember God creating everything by putting our hands in a big circle over our heads and saying, "In the beginning, God created the heavens and the earth."

(Show the GF2 picture.) God said to Adam and Eve, "Don't eat any fruit from this one tree!" But Adam and Eve disobeyed God and ate the fruit from the "no" tree. Let's remember Adam and Eve by shaking our index fingers. Say, "Adam and Eve, no, no, no!"

(Show the GF3 picture.) God asked Noah to build an ark and put two of every kind of animal on the ark. *(Show the GF4 picture.)* God kept Noah's family safe on the ark and made a promise to Noah about the rain. Let's remember Noah by making a wide arc across the sky over our heads, like a rainbow, and saying, "God promised Noah."

(Show the GF5 picture.) God chose Abram and said, "I will make you a great nation and I will bless you." Abram obeyed and walked to Canaan. Let's remember Abram by walking our fingers on our hands and saying, "God promised Abram a land."

(Show the GF6 picture.) God promised to give Abraham and Sarah a son named Isaac. Let's remember Isaac by pointing to our eyes and saying, "Eyes-ic!"

(Show the GF7 picture.) God gave Isaac twin sons named Jacob and Esau. God said to Jacob, "I am with you and will watch over you wherever you go." Let's remember Jacob by rubbing our arms and saying, "Jacob had smooth skin."

(Show the GF8 picture.) God gave Jacob twelve sons. There's Joseph when he was young. (Point to the next to youngest child.)

(Show the GF9 picture.) Joseph was taken as a slave to Egypt. Let's remember Joseph by doing the "Egyptian walk" with your arms, bending both wrists with one arm extended in front and the other arm extended to the back.

(Show the GF10 picture.) God was with Joseph and put him in charge of selling grain during the famine when people were hungry.

(Show the GF11 picture.) God had a good plan to save Joseph's family in Egypt.

Let's review God's people in Genesis. The great creator God (Circle your arms over your head.) who made Adam and Eve (Shake your index finger.), Noah (Spread your arm in an arc over your head.), Abram (Walk your fingers on your other hand.), Isaac (Point to your eyes and say, "Eyes-ic."), Jacob (Rub your arm.), and Joseph (Do the "Egyptian walk."), is the same God who created you and me. (Place two hands on your heart.) God will be with you, too, wherever you are.

Prayer: Dear God, thank You for creating the heavens and the earth. Thank You for creating animals and people, like Noah, Abraham, and Joseph. Help me remember Your promises in the Bible. In Jesus' name I pray, Amen.

Bible Adventure for 4's, 5's, & K -

(Point to the center of the GF1 picture.) In the beginning, God created the heavens and the earth. (Point to several things God created.) God created sky and water. He put stars and birds in the sky, and He put fish in the water. He put animals on the earth and He put Adam and Eve on the earth, too. Let's remember God creating everything by putting our hands in a big circle over our heads and saying, "In the beginning, God created the heavens and the earth."

(Show the GF2 picture.) God said to Adam and Eve, "Eat no fruit from this one tree!" But Adam and Eve disobeyed God and ate the fruit from the "no" tree. Let's remember Adam and Eve by shaking your index finger. Say, "Adam and Eve, no, no, no!"

(Show the GF3 picture.) God asked Noah to build an ark and put two of every kind of animal on the ark. (Show the GF4 picture.) God kept Noah's family safe on the ark and made a promise to Noah about the rain. Let's remember Noah by making a wide arc across the sky over our heads, like a rainbow, and saying, "God promised Noah."

(Show the GF5 picture.) God chose Abram and said, "I will make you a great nation and I will bless you." Abram obeyed and walked to Canaan. Let's remember Abram by walking our fingers on our hands and saying, "God promised Abram a land."

(Show the GF6 picture.) God promised to give Abraham and Sarah a son named Isaac. Let's remember Isaac by point to our eyes and saying, "Eyes-ic!"

(Show the GF7 picture.) God gave Isaac twin sons named Jacob and Esau. God said to Jacob, "I am with you and will watch over you wherever you go." Let's remember Jacob by rubbing our arms and saying, "Jacob had smooth skin."

(Show the GF8 picture.) God gave Jacob twelve sons. There's Reuben, Judah, and Joseph. (Point to two of the oldest sons in the picture and the next to youngest child.)

(Show the GF9 picture.) Joseph's brothers sold Joseph as a slave to men taking camels to Egypt. Let's remember Joseph by doing the "Egyptian walk" with your arms, bending both wrists with one arm extended in front and the other arm extended to the back.

(Show the GF10 picture.) God was with Joseph and put him in charge of selling grain during the famine when people were hungry.

(Show the GF11 picture.) God had a good plan to save Joseph's family in Egypt.

Let's review together God's people in Genesis. The great creator God (Circle your arms over your head.) who made Adam and Eve (Shake your index finger.), Noah (Spread your arm in an arc over your head.), Abram (Walk your fingers on your other hand.), Isaac (Point to your eyes and say, "Eyes-ic."), Jacob (Rub your arm.), and Joseph (Do the "Egyptian walk."), is the same God who created you and me. (Place two hands on your heart.) God will be with you, too, wherever you are.

Prayer: Dear God, thank You for creating the heavens and the earth. Thank You for creating animals and people, like Noah, Abraham, and Joseph. Help me remember Your promises in the Bible. In Jesus' name I pray, Amen.



Look:

Genesis Song Review: Pick your favorite songs from the Genesis lessons to create a musical review of the book. Give a short introduction to each song, focusing on the major characters in the book, Adam, Noah, Abraham, Isaac, Jacob, and Joseph. Here are some ideas: God created the world in six days, including Adam and Eve. (Sing, "God Is So Good.") Adam and Eve did not obey God's best plan. (Sing, "Obey the Lord.") God decided to destroy the earth in a big flood, but He saved Noah, Noah's family, and two of every animal on the earth. (Sing, "Two by Two.") God chose Abram (Abraham) to become His chosen nation-family, and He made a special promise to Abram. (Sing, "Genesis 12:2.") It took Abraham and Sarah a long time to have a baby; they had to wait patiently for God to give them the family that He had promised them. (Sing, "Wait, Wait.") God gave Abraham and Sarah a son named Isaac. He had a special plan for their family, and he gives us the best family for us, too. (Sing, "I Am Glad I Have a Family.") Isaac had a son named Jacob, who married Leah and Rachel and had twelve sons. God made a promise to Jacob that God would be with Jacob wherever he went. (Sing, "Genesis 28:15" and "Jacob Was His Name.") When Jacob returned home to see his brother, Esau, he was afraid of Esau, so he prayed to God. (Sing "Pray Anywhere!") Jacob's son, Joseph was put in a well by his brothers, and then sold as a slave to Egypt. He knew that God was with him, so he didn't have to be afraid. (Sing, "God Is with Me.") God used Joseph to save many people from starvation; He made Joseph very wise. (Sing, "Wise Joseph.")

Genesis People Review Map: (AGEN15ECGF12 and AGEN15ECGF13) Give each child a GF12 Genesis map and one set of matching GF13 pictures. Cut the GF13 pictures into circles so that the children can lay the matching pictures on top of the GF12 pictures. Sing songs from the Song section as you talk about the people of Genesis and where they went.

② **The Bears Go Marching:** (*tune: "The Ants Go Marching"*)

The bears go marching two by two, God said, God said.

The bears go marching two by two, God said, God said.

The bears go marching two by two,

They listened to God when He told them to.

And the bears go marching up, to the ark, to the very special ark.

Boom, boom, boom. . . .

Repeat using different animals and animal walks. The bears... walk heavy and slow. Dogs... hands and feet facing the floor. Crabs... hands and feet with backs to the floor. Squirrels... run on tiptoes.

② **Walk Where God Leads Us:** Bring adult shoes to class; different styles and sizes are fine. Let the children put on the shoes and "walk in obedience to God." Set up an "obstacle course" with small items the children must step over or go around. Abraham and Jacob and his sons all made long journeys in obedience to God.

② **Memory Verse Review Activity:** Take the children on an imaginary trip across the country. Pack your bags and begin travel as if going on a "Bear Hunt." While walking in place: come to a river, pull up your pant legs and walk through it (it's cold)... come to a busy road, look both directions and run across it... come to a lake and swim across it... come to a mountain and climb over it... stop for an ice cream cone and eat it... come to the desert and dig through it... come to the ocean and jump in! Do everything in reverse as quickly as you can. When done, talk about God knowing what you did. If you go on a real trip with your family, God goes with you because He said, "I am with you and will watch over you wherever you go."

- ② **I Am Glad I Have a Family:** Sing this song while holding hands and walking in a circle. At the last line, the whole group moves together for a big group hug. See the Song section for the words to the song.
- ④ **Puppet Review:** After introducing several puppets to the children and explaining that they have been in the cupboard and missed the whole book of Genesis, let the puppets hold up a picture while the children tell them what is happening in that picture. Be sure to show the pictures in the order of occurrence.
- ④ **Bean Bag Catch:** With children standing in two lines facing each other, ask them to tell something that they remember about someone in Genesis every time they catch the bean bag. After naming something, the child can toss it to another person. Younger children may need help by answering an Aim Question instead.
-
- ④ **Musical Genesis Chairs:** Tape the review pictures on the chairs as well as the verses. Number these pictures in the chronological order with additional numbers on the verses. When the music stops, the child who sits on number one gets to share that picture and what it is about. Continue using the numbers for the verses. They could all say the verse together.
- ④ **Simon Says:** Simon says...
- God created a tree. (*Form a tree from the bottom to the top with your hands.*)
 God created a bear. (*Make round forms with your hands and then crawl and growl.*)
 God created the stars. (*With closed fingers together, open them in starburst fashion.*)
 Adam and Eve walked in the garden. (*Walk in place with a big smile.*)
 Adam and Eve ate from the “no tree” and then hid. (*Reach up, pick, eat, and crouch.*)
 Abraham obeyed God and left his home. (*Put on a back pack and walk in place.*)
 Sarah received her promised son, Isaac. (*Pretend to rock a baby.*)
 Jacob cooked the stew for his dad. (*Stir something.*)
 Joseph worked hard for the Pharaoh gathering food. (*Pick up food and put in a sack.*)
 Joseph fed his brothers. (*Hand out food to others.*)
- ④ **Going on a Genesis Hunt:** Use review statements like those above and act them out as you go all the way through Genesis. Reverse the actions as quickly as possible.
- ④ **Genesis Rollerball Review:** After reviewing the pictures, seat the children in a circle on the floor with their legs crossed and knees touching. Roll a ball from one child to another. The one who catches the ball answers a question about Genesis. Be sure to ask the questions in the same order that they happened.
- ④ **Whisper Review:** Using the answers to the Aim Questions from selected lessons, whisper the first answer to the child on your left and right and see how it ends up in the middle. Continue, reviewing all of Genesis. Use the questions that relate to the pictures selected.
- ④ **Feel It Bag:** In a bag, place the following items and see if the children can guess what they feel without looking. Talk about how these objects relate to Genesis. Small globe--creation; Apple--Adam and Eve; Boat--Noah; Small travel bag--Abraham; Star--God's promise to Abraham to have a large family; Baby doll--Abraham and Sarah have a son, Isaac; Ring--Isaac and Rebekah were married; Bag of lentils--Jacob and Esau; Smooth piece of leather or doll arm--Jacob deceived his father to appear to have hairy arms like Esau; Small bright colored coat--Joseph; Small trowel (or other instrument to work the ground)--Joseph working for Pharaoh.
- ④ **Playdough Families and Animals:** Let children use gingerbread men and animal cookie cutters for the playdough activity today.
- ④ **Memory Verse Review:** To the tune of “London Bridge,” sing the following song. Catch three children as the “bridge” falls and let them say one of the three memory verses from Genesis.
 Do you know your Bible verse, Bible verse, Bible verse?
 Do you know your Bible verse? Do you, ____, ____, and ____?

Songs:

God Is So Good

God is so good. God is so good.
God is so good. He's so good to me.

God made the sky. God made the stars.
God made the trees. He's so good to me.
(Continue with other things God has made.)

Obey the Lord (tune: "Farmer in the Dell")
Obey the Lord, obey the Lord,
His plan is always best, so obey the Lord.

Two by Two (tune: "Eency, Weency Spider" or "I'm a Little Teapot")
Two by two the animals walked into the ark. (Walk in place.)
Down came the rain, and the sky got very dark. (Wiggle fingers.)
Out came the sun and dried up all the rain. (Circle arms overhead.)
God made a promise--no flood like that again. (Make a wide arch in the sky.)

Genesis 12:2, Memory Verse Song (tune: "She'll Be Comin' Round the Mountain")
"I will make you into a great na-a-tion, (Point to the front, then spread arms wide to your sides.)
And I will, yes I wi-ill, ble-ess you." (Nod head, then give self a big hug.)
That's what God said to Abram, (Point up with right hand and down with left hand.)
That's what God said to Abram, (Repeat motion.)
That's what God said in Genesis 12:2. (Raise both hands up over head.)

Wait, Wait (tune: "God is so Good")
Wait, wait for God,
Wait, wait for God,
God always keeps Hi-is promises.

I Am Glad I Have a Family (tune: "Did You Ever See a Lassie?")
Sing while holding hands and walking in a circle. At the last line, the whole group moves together for a big group hug.
I am glad I have a family, a family, a family.
I am glad I have a family, a family to love.
God gave me my family,
He knows what's best for me.
I am glad I have a family,
A family to love.

Genesis 28:15, Memory Verse Song (tune: "If You're Happy and You Know It")
I am with you and will watch over you, (Spread arms wide. Put one hand up "shielding" your eyes.)
I am with you and will watch over you, (Repeat.)
Wherever you go, (Jump up with arms to the ceiling.)
Wherever you go, (Crouch down with arms to the floor.)
I am with you and will watch over you. (Spread arms wide. Put one hand up "shielding" your eyes.)

Jacob Was His Name (tune: "B-I-N-G-O")
There was a shepherd, had some lambs,
and Jacob was his name, oh,
And God was with him,
And God was with him,
And God was with him,
And Jacob was his name, oh.

There was a father, had twelve kids,
And Jacob was his name, oh. . .

Pray Anywhere! (tune: "Twinkle, Twinkle Little Star") by Amy Kim
Here or there or anywhere,
You can talk to God in prayer.
When you're happy or you're blue,
He will always answer you.
Here or there or anywhere,

You can talk to God in prayer.

God Is with Me (*tune: "Jesus Loves Me"*) by Amy Kim
God is with me, this I know, for the Bible tells me so,
I don't have to be afraid, He is with me every day.
Yes, God is with me. Yes, God is with me.
Yes, God is with me, the Bible tells me so.

Wise Joseph (*tune: "Mary Had a Little Lamb"*)
God made Joseph very wise, very wise, very wise.
God made Joseph very wise,
He knew Pharaoh's dreams.

V2: He said to save grain.

V3: He saved many lives.

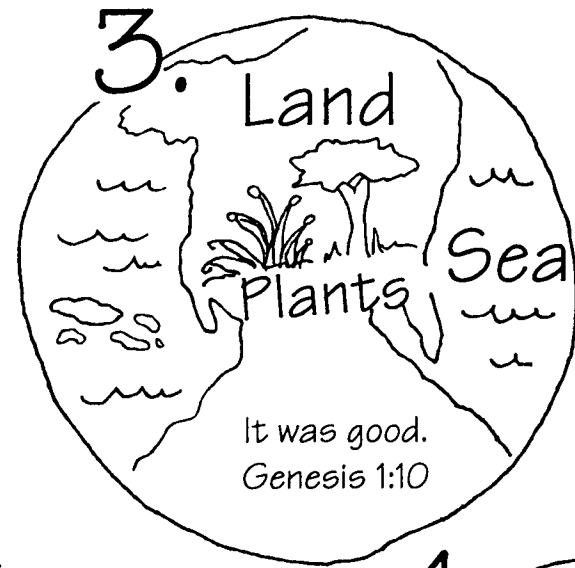




Took:

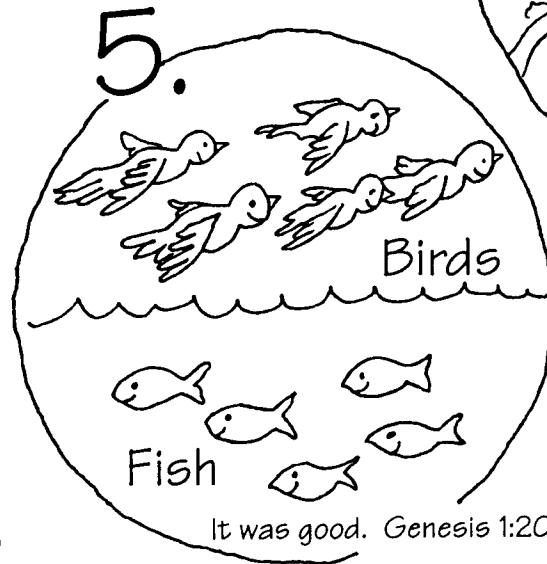
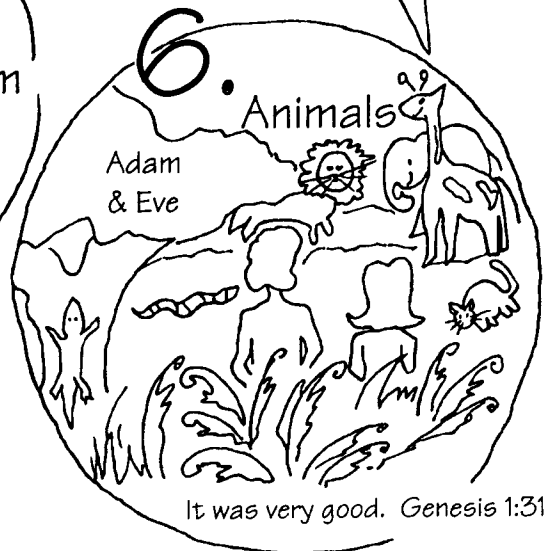


"God's First People" Booklets: (AGEN15ECGF5) The children have been making booklets called "Genesis: God's First People." Let the children "read" their picture books and remember the things they learned in Genesis. Send the books home with the children so that the parents can read to their children.


Genesis Review Necklace: (AGEN15ECGF13) Increase the size of the GF13 pictures. Provide a 30" piece of yarn, a sandwich bag of fruit loops and a set of review pictures with holes punched in the tops for each child. Let the children color the pictures, talking about them together. String the fruit loops and pictures on the yarn, making a necklace to wear, eat and review!

Promises Activity Song: (*tune: "Ring Around the Rosie"*)
Walk in a circle holding hands. On the last line, take a deep bow.
We are thankful fo-or,
Promises from Go-od,
Give thanks, give thanks,
We all bow down.

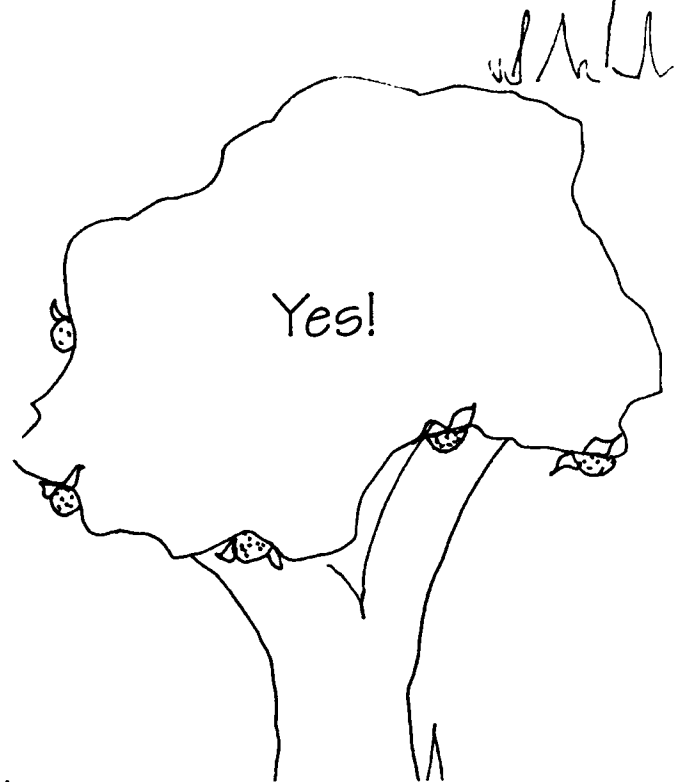


God created






Adam and Eve disobeyed God and ate fruit from the "no" tree.




God's ways are always best.



Pairs of all
creatures entered the ark
as God had commanded.

AGEN15ECGF3



We remember God's promise when we see a rainbow.
In the beginning God created the heavens and the earth. Genesis 1:1





Abram obeyed God and took his family to the land of Canaan.



God gave Abraham and Sarah a baby son
just as He had promised.




Isaac and Rebekah's twins were named Esau and Jacob.

Esau had red, hairy skin and Jacob had smooth skin. Can you tell which is Esau and which is Jacob?


AGEN15ECGF7



God blessed Jacob with a large family of twelve children.




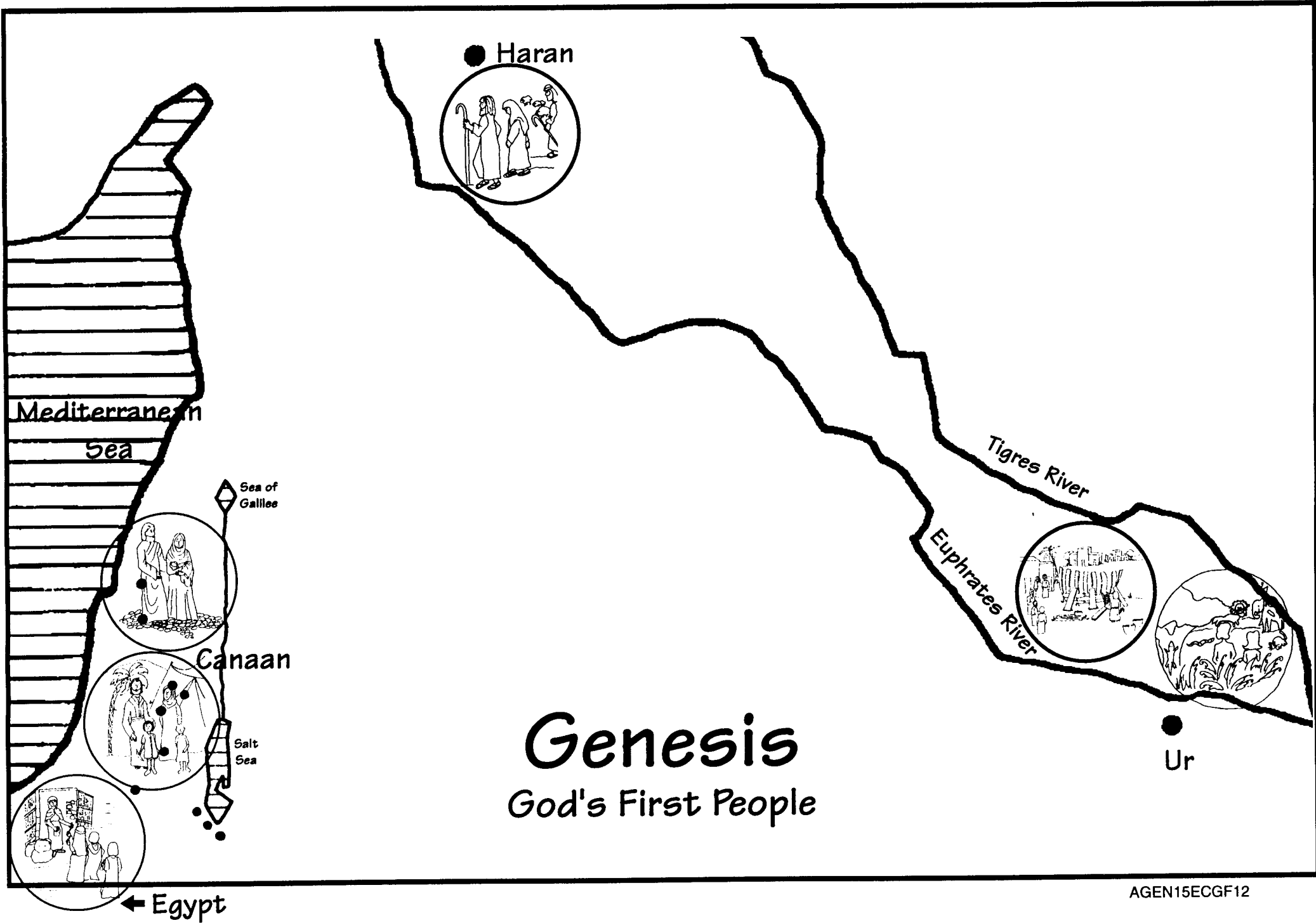
Joseph was sold as a slave to men going to Egypt.



Joseph sold grain
to the hungry
Egyptian people.

Joseph's brothers came to Egypt
to buy food from Joseph.





Genesis

God's First People

Genesis People

Cut one set of pictures (one line) per child and let them match the pictures to the circles on the AGEN15ECGF12 page. Let the children review the names of the people in the book of Genesis.

