

May 27, 2001

Galatians 6

Early Childhood

GAL05EC

Spread the Fruit of the Spirit to Everyone.

Memory Verse:

Two- and three-year-old verses:

Galatians 5:22-23: The fruit of the Spirit is love, joy, peace, patience.

Four- and five-year-old verses:

Galatians 5:22-23: The fruit of the Spirit is love, joy, peace, patience, kindness, goodness, faithfulness, gentleness and self-control.

Aim Questions for 2's & 3's:

1. **Who wrote a letter to the churches in Galatia?** *(Paul.)*
2. **What does Paul say is the "fruit" of the Spirit?** *(Say the memory verse.)*
3. **Who does Paul tell us to show the fruit of the Spirit to?** *(Everyone.)*

Aim Questions for 4's, 5's & K:

1. **What does Paul say is the "fruit" of the Spirit?** *(Say the memory verse.)*
2. **How do we get the fruit of the Spirit?** *(When we have faith in Jesus, the Holy Spirit lives in us and gives us His fruit.)*
3. **What happens when we spread the fruit of the Spirit to those around us?** *(As more people see our changed attitudes, they will want to have faith in Jesus, too, and receive the Holy Spirit.)*
4. **What should we do if we see another Christian sinning rather than spreading God's fruit?** *(We should humbly and gently help a Christian who is sinning to stop.)*

Key for symbols:

- This box symbol represents ideas that can be used for two-year-olds through kindergarten. Please remember to slow down the pace for two-year-olds and keep the pace moving for five-year-olds.
- ② This symbol represents ideas that are best used for two- and three-year-olds.
- ④ This symbol represents ideas that are best used for four-year-olds through kindergarten.

Hook:

"Fruit of the Spirit" Cafe: Materials needed: Small plates, bite-sized bits of fruit corresponding to the fruit of the Spirit, toothpicks. Bring as many fruits as possible and match them up to the qualities of the Spirit. As the children sit down at the "café," have them order a quality of the Spirit: love (apple), joy (banana), peace (peach), patience (pear), kindness (grapes), goodness (strawberry), faithfulness (orange), gentleness (pineapple), and self-control (watermelon). The leader at the table will serve one bite of fruit that represents that quality. The children can only order by Spirit qualities and not by saying the name of the fruit they want to eat. The leader should always be listing the Spirit qualities to help the children remember what they would like to order.

Home Center: Set up the kitchen area with toy dishes and cooking utensils so the children can cook and serve others in the group. God's love serves. "In today's Bible Adventure, we'll learn that the Holy

Spirit helps us want to love other people even when we don't feel like serving them. The Holy Spirit also helps us want to share with others when we don't feel like it. Faith in Jesus is how we have the Holy Spirit to help us have good fruit and good attitudes."

- "Cheer Others Up" Center:** Bring in some children's joke books and have a leader share some of the jokes from the books. Encourage the children to share any jokes they may know. Why do jokes make us feel good sometimes? It feels good to smile and laugh! Sometimes we can cheer others up with something silly like a joke, but the Holy Spirit gives us joy all of the time.
- Block Center:** Carefully build tall towers. "In today's Bible Adventure, we learn that patience and gentleness is fruit of the Holy Spirit. We learn patience and gentleness when we do something like building a tower and are careful and take our time. If the tower falls before we are done, we start over with a good attitude. How many blocks can you get in your tall, skinny tower? You are being so patient and gentle when you carefully add another block to the tower."
- Dot-to-Dot Fruit: (GAL05ECGF6)** Materials: Dot-to-dot page from activity page, crayons. During the Hook time today, review the Fruit of the Spirit with the children. While reviewing, have them connect the dots to complete the pieces of fruit. They can name them two of the fruit attitudes and tell what that fruit may look like when in action.
- Galatians Review:** From previous lessons, choose Look activities that the children enjoyed or you did not have time to try before.
- Fruit of the Spirit "I Spy":** As you see children displaying the fruit of the Spirit, place a happy face sticker on them. Let them guess what you saw them doing that was displaying one of the fruit of the Spirit.
- "Just-As-If-I'd-Never-Sinned" Review:** Discuss some of the things we do when we sin. Write these on a magic slate as you talk (fighting, selfish, afraid, anger, mean words, disobedience, grab, hit, take what isn't yours, lying, etc.) Add a sad face to each. Tell how faith in Jesus takes our sins away as if we had never sinned. Clean the slate! The Judaizers were adding their rules to the faith in Jesus. Faith in Jesus alone cleans us of our sin.
- Fruit (Peanut) Drop:** Give each child a bag with nine peanuts in the shells. Pull out a peanut together as you repeat a "fruit of the Spirit" for each one. Talk about how the Holy Spirit is our helper to have each of these character qualities. Let children take turns standing above a jar and aiming to get the peanut in the jar, holding it beside the mouth.
- Coloring Pictures: (Last week's GAL04ECGF13)** Give each child a set of the fruit of the Spirit pictures. Talk about them as the children color them. Set aside to be used with "Seed Packet" in the Took section.
- ② **"Sowing the Fruit of the Spirit" Center: (GAL05ECGF1)** Using the GF1 picture, various garden seeds, glue sticks, and crayons, decorate the drawings with seeds while the table leader explains what is happening in the picture. "When a farmer in Paul's day threw seeds on the ground, it was called 'sowing' seeds. Sowing seeds meant throwing or spreading seeds all around. When the seeds went into the dirt, they grew to be plants that produced fruit. God says that we will be blessed with good attitudes when we scatter the fruit of the Spirit around us. When we are kind, gentle, patient, good, faithful, joyful, peaceful, and show love and self-control, then we are blessed as well as those around us."
- ④ **Fruit Relay:** Divide children into two teams, each in a line, standing one behind the other. Give the first child in each team an apple or orange. They pass it to the person behind them without turning around. When the fruit reaches the last child, it goes back to the front of the line, again without turning around to grab it. The first team to pass the fruit correctly both directions is the winner.



Book:

Presentation Ideas -

- Show the **GAL04EC** review pictures along with **GAL05ECGF1**, **GAL05ECGF2**, **GAL05ECGF3**, **GAL05ECGF4**, and **GAL05ECGF5** pictures as you tell the Bible Adventure.

- Bring a tape recorder to class. Set it up in front of the class with it obviously unplugged from the wall. Tell the children that before the Bible Adventure, the class will listen to a little music. Turn the tape recorder on and wait. Play with the dials and question why it is not producing music. Hopefully, someone will point out that it is not plugged into the wall. Tell them that is like the Holy Spirit working in us. If we are not believing in Jesus (plugged in), then we cannot make "music" or spread the good fruit of the Spirit. Only when we have faith in Jesus can we show the fruit of the Spirit. Plug in the tape recorder and listen to the Bible verse song produced by the Children's Ministry.
- Have a child take Paul's letter out of the mailbox. Explain that Paul's letter is almost done. Tell the Bible Adventure, and at the end, fold the letter and put it back in the mailbox to go to other churches of the world.

Bible Adventure for 2's & 3's-

(Show the review GAL02ECGF2 picture.) Everywhere that Paul went on his missionary journeys, he taught the people that they no longer needed to keep the Jewish rules in order to be right with God. Paul wanted them to know that Jesus died on the cross and took the punishment that everyone deserves for sin. He came back to life and now lives in heaven. Faith in Jesus makes a person right with God. It is this faith that brings the Holy Spirit to live in a person. The Holy Spirit changes peoples' attitudes from being selfish and sinful to having the fruit of the Spirit. God wants His people to show the fruit of the Spirit to everyone.

(Show the review GAL04ECGF2 picture.) Fruit of the Spirit is shown through love. We learned last week that God's love serves. Love does not serve yourself. (*Point to self with thumb.*) That's sin! Love serves others. (*Sweep arm outward.*) The Holy Spirit's love helps a father and mother stay and serve their family. The Holy Spirit will help you want to stay and serve your brothers and sisters even when you don't feel like it.

(Show the review GAL04ECGF3 picture.) Fruit of the Spirit is shown through joy. God's joy smiles rather than frowns. When we spread God's joy by smiling rather than frowning, it makes other people want God's joy, too.

(Show the review GAL04ECGF4 picture.) Fruit of the Spirit is shown through peace. God's peace calms even when things are scary or hard. God's peace keeps us from worrying or fighting. Worrying and fighting are sins.

(Show the review GAL04ECGF5 picture.) Fruit of the Spirit is shown through patience. God's patience waits with a smile, for a very long time! Patience means we don't hurt someone even when they hurt us. Hurting someone is a sin. Patience waits and trusts God to do what is best.

Paul said, "Let us not become tired in doing good. You will be blessed by God if you keep showing God's love, joy, peace, and patience."

Paul finished his letter and put down his pen. He folded the paper, sealed it, and sent it to the Galatian churches. We have his letter today in our Bibles. Faith in Jesus had made Paul right with God. The Holy Spirit had changed his attitudes to be like Jesus. Through the Holy Spirit, Paul's letter helped change the attitudes of the Christians in Galatia to be more like Jesus.

Prayer: Dear God, thank You for Paul's letter to the Galatians that tells us about faith in Jesus and how the Holy Spirit changes our attitudes. Help me show Your good fruit of the Spirit to everyone. In Jesus' name, amen.

Bible Adventure for 4's, 5's & K-

(Show the review GAL02ECGF2 picture.) What was the Gospel that Paul preached to the Gentiles as well as the Jews? Everywhere Paul went on his missionary journeys, he told Jews and Gentiles, "Jesus died on the cross and took the punishment that you and I deserve for sin. He came back to life and is now in heaven. Faith in Jesus makes me right with God—'just-as-if-I'd-never-sinned'—justified."

When the Judaizers came to Galatia with their list of Jewish rules and said that faith in Jesus was not enough, that the Gentiles had to keep the Jewish rules to be right with God, Paul wrote his letter and told the Galatians that the Judaizers were not telling the truth. It is faith in Jesus Christ that brings the Holy Spirit to live in a person. The Holy Spirit changes our attitudes from being selfish to having the fruit of the Spirit attitudes.

(Show the GAL05ECGF1 picture.) When a farmer in Paul's day threw seeds on the ground, it was called "sowing" seeds. Sowing seeds meant throwing or spreading seeds. When the seeds went into the dirt, they grew to be plants that produced fruit. Paul said, "Like the seeds that make more fruit when they

are spread around, God will bring more fruit of the Spirit as more people have faith in Jesus and receive the Holy Spirit. God wants you to spread His good attitudes, not your own selfish attitudes, to the people around you.”

(Show the review GAL04ECGF2 picture.) Let’s remember the fruit of the Spirit from last week that God wants us to spread around. God’s love serves other people. Love does not serve yourself. The Holy Spirit’s love helps a father and mother stay and serve their family. The Holy Spirit will help you want to stay and serve your brothers and sisters even when you don’t feel like it.

(Show the review GAL04ECGF3 picture.) God’s joy smiles rather than frowns. When we spread God’s joy rather than frowns, it makes other people want God’s joy, too.

(Show the review GAL04ECGF4 picture.) God’s peace calms even when things are scary or hard. God’s peace keeps us from worrying or fighting. When we scatter God’s peace around us, there will be less fighting in the family.

(Show the review GAL04ECGF5 picture.) God’s patience waits with a smile--for a very long time. Patience waits and trusts God to bring the best for us. It doesn’t get tired, frustrated, or angry.

(Show the review GAL04ECGF6 picture.) God’s kindness cares. It is not mean. The fruit of the Spirit helps us be kind to everyone in our family and neighborhood. When we feel like being mean, we need to stop being selfish and remember to scatter kindness, not meanness.

(Show the review GAL04ECGF7 picture.) God is good, and His Holy Spirit helps us want to be good and obey, not be naughty and disobey. We will not be punished if we obey and do the right thing.

(Show the review GAL04ECGF8 picture.) God’s faithfulness finishes. Faithfulness doesn’t let us quit even if we feel like it. God will bless us if we finish what we start and keep our promises.

(Show the review GAL04ECGF9 picture.) God’s gentleness is humble, not trying to be first. Jesus was gentle and humble when the soldiers hit him and made fun of Him. He didn’t get angry and hit back. We are to be gentle rather than trying to look the best and be the first.

(Show the review GAL04ECGF10 picture.) God’s self-control stops us from taking what doesn’t belong to us. The people who take what they want without self-control are not being controlled by the Holy Spirit. God will help us stop doing what is wrong and start doing what is right.

(Show the GAL05ECGF2 picture.) Paul wrote in Galatians, “Selfishness is called ‘sin.’ If you see a Christian who is not showing the fruit of the Spirit but instead is showing selfishness, help him stop doing the wrong thing and start doing the right thing.

(Show the GAL05ECGF3 picture.) “Be careful how you tell someone to stop doing the wrong thing. Make sure that you are full of the fruit of the Spirit yourself or else you might be tempted to do the same thing that he is doing.”

(Show the GAL05ECGF4 picture.) What are the children in this picture doing? Are they showing selfish attitudes or the fruit of the Spirit attitudes? They are showing sinful, selfish attitudes and actions.

(Show the GAL05ECGF5 picture.) Paul said, “Don’t ever get tired of having the good fruit of the Spirit attitudes. You will be blessed by God if you keep on spreading God’s love, joy, peace, patience, kindness, goodness, faithfulness, gentleness, and self-control.”


Paul was almost finished with his letter. He said, “Don’t listen to the Judaizers who brag about how well they obey the list of Jewish rules. I never want to brag about how good I am. The only thing I brag about is the Gospel of Jesus Christ. Faith in Jesus has made me right with God, and the Holy Spirit has totally changed my attitudes.”


Paul finished his letter and put down his pen. He folded the paper, put it in an envelope, and sent it to the Galatian churches. We have this letter in our Bibles. Let’s pray and thank God for His good words to us.

Prayer: Dear God, thank You for Paul’s letter to the Galatians that tells us about faith in Jesus and how the Holy Spirit changes our attitudes. Help me spread Your good fruit attitudes in my family and neighborhood. In Jesus’ name, amen.





Look:


 **Aim Questions:** Cut out eight to ten pictures with only some of them being pictures of fruit. Copy the questions on the back of only the fruit pictures. Spread all the pictures on the floor in the story circle and have each child called pick out only a fruit picture to take up to the teacher to have the question read.

 **Snack Idea:** As the snack is being passed out, have each child say a quality of the fruit of the Spirit before they receive their snack.

④ **Blindfold Fruit Snack:** Before class, prepare apple slices, orange slices, banana slices, raisins, fig bars, and anything else you think of. You could add something to fool the children, like crackers, pickles, or cheese! Blindfold all the children at your table and place a paper towel in front of each one. Give different pieces of fruit to each child at one time and let them guess what they tasted.

 **Transition Idea:** The children can either frown or smile while they move from one activity to the next. Which faces show the fruit of the Holy Spirit?

 **"How Do I Act With Sin?" Game:** Sit the children on the floor in a circle with legs crossed. Send one child from the room. Pass out five or six bean bags (soft balls or animals) to children in the circle. Those children hide them in their crossed legs. The missing child comes back to the circle and tries to guess who is hiding a (sin) bean bag just by the look on the children's faces. He may take two guesses. If he guesses correctly, he gets another turn. Encourage the people in the circle to not point at any one else in the circle.

 **"If I Love You" Activity:** (tune: "If You're Happy and You Know It")


If I love you, and I show it, I'll (share my toys).


If I love you, and I show it, I'll (share my toys).

If I love you, and I show it, here's the way that you will know it:

If I love you, and I show it, I'll (share my toys).

Other verses: make my bed, give a smile, rake the yard, etc. Invite the children to think of other ways to spread the fruit of the Spirit to others and do appropriate actions while singing the song.

 **Pass the Fruit of the Spirit Balloon:** Materials needed: Nine balloons, black magic marker. Blow up the nine balloons and write the Fruit of the Spirit qualities on each balloon. Have the children form a circle. While passing the balloons around the circle, they could recite the nine fruit of the Spirit or sing one of the songs from this week's Bible Adventure.

 **"Sow the Love" Game: (Last week's GAL04ECGF2 through GF10 pictures)** (tune: "Row, Row, Row Your Boat") Seat all the children in a circle. Tape or staple small pictures of the fruit of the Spirit to bean bags, balls, or stuffed toys. Begin passing the "love" picture around the circle. When you have finished singing the first verse, begin passing the "joy" picture around the circle. The "love" picture will still be passing as you sing the second verse. With each new verse of the song, pass another picture. Talk about how, when you spread God's fruit of the Spirit, more people will have faith in Christ and have the fruit of the Spirit.

Sow, sow, sow the love;


Spread it all around.


Sow the love; show the love

To each and everyone.

(More verses)

Sow the joy; sow the peace; sow the patience; sow the kindness; sow the goodness;
sow the faithfulness; sow the self-control.


 **Farmer Selects Fruit and Verse Review:** It will be helpful to review the verse several times before beginning this game. In the fashion of "Farmer in the Dell," select a child to be the farmer and instead of calling in a wife, etc., call in "love, joy, peace, patience, kindness, goodness, faithfulness, gentleness, and self-control." Say, "The farmer finds love," etc. The farmer stays in the middle as long as he can remember a fruit of the Spirit.

 **"Love Is" Action Song:** Use the tune "B-I-N-G-O" and sing the following while marching around in a circle, holding hands and swinging them to the tune. Repeat with each of the fruit of the Spirit.

Love is a fruit of the Spirit. We learn that in the Bible.

We want love, love, love. (repeat 3 times)

It's a fru-uit of the Spirit.

 **"Do You Know?" Action Song:** (tune: "Do You Know the Muffin Man?")

(Sing this song while marching in place, standing in a circle facing each other, and shaking your forefinger, pointing upwards every time you say "Spirit.")

Do you know the fruit of the Spirit?
Do you know the fruit of the Spirit?
Do you know the fruit of the Spirit?
Paul wrote them in the Bible!

(Fold hands to form a book.)

(Second verse is as follows:)

Love, joy, peace, and pa-a-tience.
Kindness, goodness, faithfulness.
Gentleness and self-control are all for us to have.


(Point to a child as you sing each of the fruit.)


(Another optional verse:)


Sowing seeds of the Spirit
Sowing seeds of the Spirit
Sowing seeds of the Spirit.
God gives them to share.

(Pretend to be scattering seeds.)

(Sing the second verse again.)

 **Fruit Exchanging Places Game:** Children are in a circle, sitting on their chairs with one less chair than there are children. One child stands in the middle and says "I (love, want to be kind to, want to be gentle to, want self-control with, etc.) my neighbor who wears a (blue sweater, pink bow in her hair, black shoes, etc.)." Then they exchange places and the game is repeated.

 **Happy Face Worksheet: (GAL05ECGF7, GAL05ECGF8, and GAL05ECGF9)** On the pages of pictures of children displaying the "fruit of the Spirit," instruct the children to add happy faces where appropriate. Talk about the good qualities seen in the pictures. Review the fact that faith in Jesus makes you right with God and then the Holy Spirit changes your attitudes and helps you display the fruit of the Spirit.

 **"Families" Finger Play:**

We all live in families,
You and me. *(Point to others and self.)*
What kinds of families?
Let me see! *(Thinking pose.)*
Tall ones and short ones; *(Lift arm high, then low.)*
Big ones and small ones. *(Spread arms wide, then close together.)*
But no matter what,
We're a family! *(Hug self.)*


God has a family, *(Point up.)*
Of those who love Him.
We follow the rules, *(Nod head "yes.")*
And not just a whim.
Jesus helps us,
Not to be mean. *(Shake head "no.")*
He washes our sin,
And makes us all clean! *(Hug self.)*


② **Memory Verse Review:** Play "London Bridge" while singing the memory verse song. As each child is caught in the bridge, he may take a turn being part of the bridge while the others go under.

④ **Love Serves:** Materials needed: M & M's, sour candies, raisins, cereal, little bakers cups or treat cups tray for serving, memory verse cut out and glued on to the cups, plastic gloves. Have the children assemble the little treat cups to show how "love serves." After they have completed putting a treat cup together, set it on a tray to take to the two and three-year-old class to show how love serves.

- ④ **Stick the Face on the Person: (last week's GAL04ECGF2 through GF10)** Materials Needed: Poster board, each picture from GAL04ECF2 through GF10, smiles and frowns from the activity page. Today the children will learn again the Fruit of the Spirit. With this review, they will play a game to demonstrate the fruit and how people respond when these attributes are shared. Encourage the children to say the fruit (i.e., love, joy, peace, patience) after they stick the happy smile on the picture. In contrast, if we do not have the fruit of goodness, faithfulness, etc., the person may hold a frown. Allow the children to apply either the smile or the frown and then follow with the correct response afterward.
- ④ **Hopscotch Fruit of the Spirit:** Materials needed: Fruit made from construction paper, with each of the fruit of the Spirit written on them, masking tape to tape the fruits on the floor. Tape the fruits on the floor in an alternate pattern: 1-2-2-1-2-1. The children can play hopscotch and say the fruit of the Spirit while they hop to the next fruit.


Songs:


 **Galatians 5:22 Memory Verse Song for 2's & 3's:** (tune: "Mary Had a Little Lamb")
 The fruit of the Spirit is
 Love (*hug yourself*), joy (*point at corners of mouth and smile*), peace (*palms together*),
 Pa-a-tience (*hands folded in lap*).
 Galatians five, verse twenty-two;
 Clap and shout "Galatians!"
 (repeat)


 **Galatians 5:22 Memory Verse Song for 4's & 5's:** (tune: "Mary Had a Little Lamb")
 The fruit of the Spirit is
 Love (*hug yourself*), joy (*point at corners of mouth and smile*), peace (*palms together*),
 Pa-a-tience (*hands folded in lap*),
 Kindness (*pat your back*), goodness (*point to heart*), faithfulness (*march in place*),
 Gen-tle-ness (*fold hands against cheek*) and self-control (*hand out to stop*).
 (Clap and shout "Galatians five, twenty-two, twenty-three!") (This line is spoken, not sung.)
 (repeat)



Took:

 **Seed Packet of Good Qualities:** (Last week's GAL04ECGF13, GAL04ECGF14, GAL04ECGF15, GAL04ECGF16, GAL04ECGF17, and this week's GAL05ECGF10) Each child will receive a piece of colored construction paper, GF13 fruits, GF14, GF15, and GF16 story pictures that they colored during "Hook" time, and a piece of yarn. Fold the construction paper in half across the 9" width. Cut down along the fold 2-2 1/2" (see the GF10 sample). Fold both down. Cut one of these off along the fold line (2 1/2" x 6"). Assist children in taping the bottom and side of the packet. Tape a length of yarn along the inside of the other fold so it can be worn around the neck to take home. Decorate the front of the packet with fruit pictures from drawings or torn out of grocery ads. Add a GF10 "My Seeds to Spread" label and GF17 verse sticker on the outside of the top flap as shown. Let the children color and cut apart the GF14, GF15, and GF16 pictures. Place the pictures in the packet as a reminder to spread seeds of God's good fruit everywhere. Discuss the pictures and how they might display the fruit of the Spirit.

 **Hidden Fruit:** Hide fruit-shaped pieces of construction paper with the "fruit of the Spirit" pictures on them around the room. Ask children to find them and as soon as all have been found, they are to sit in their chairs in the circle. One at a time, review the picture discussing how that quality might be seen in this classroom among these children. For example, "I saw ___ helping ___ take off her coat today. Or " ___ didn't get angry when ___ got in line in front of him."

 **Preschool Page for Parents: (GAL05ECPPP)** Send a page home with each child, encouraging parents to reinforce the Bible truths at home. Spend a few minutes before the children go home creatively reviewing the song and memory verse.




Like a farmer who sows seeds, God wants His people to "sow" His good attitudes.




Those who are selfish and like to fight are "caught" in sin.



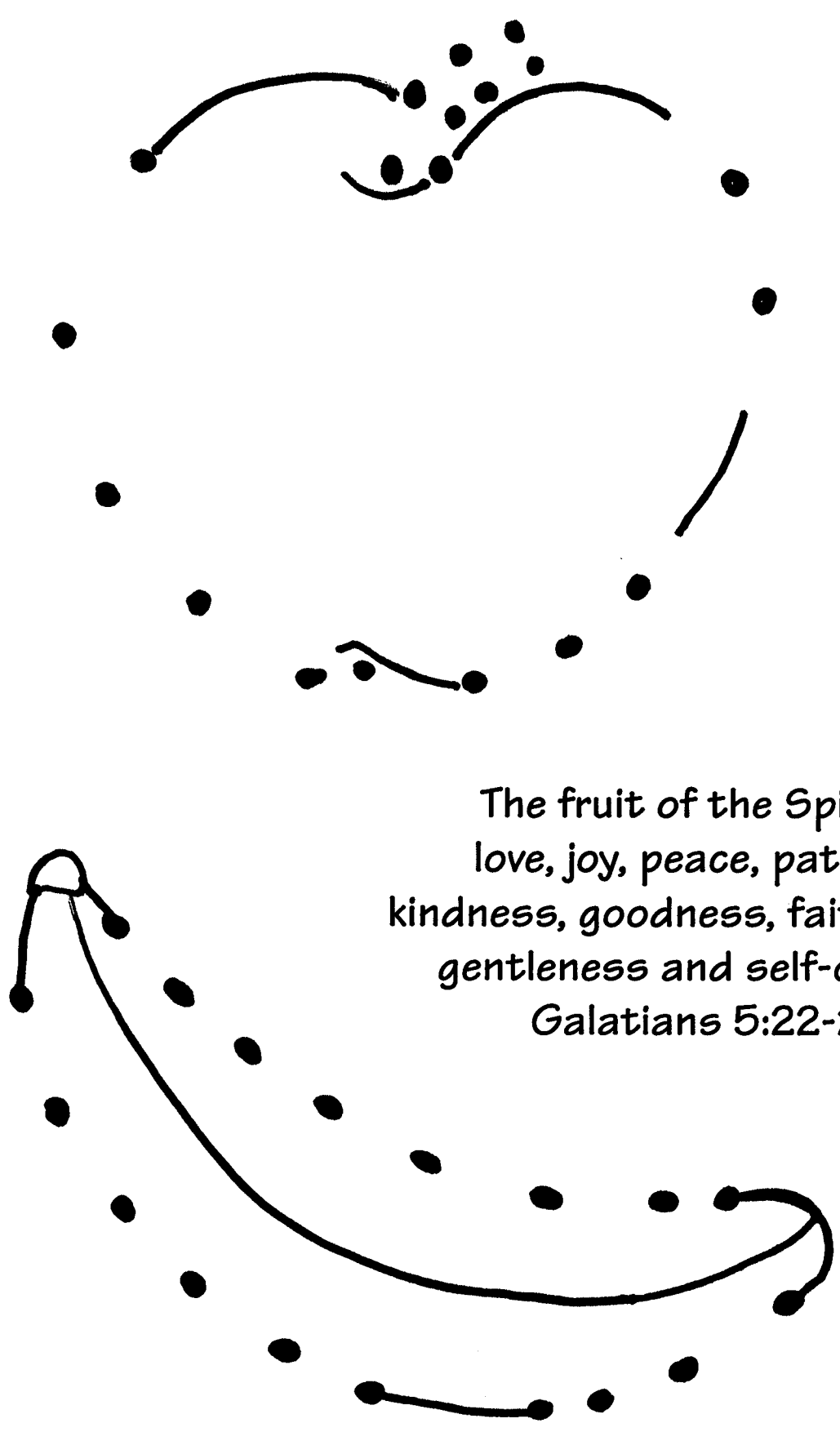
God wants Christians to help each other show the fruit of the Spirit.



Are these children showing the fruit of the Spirit or selfishness?



Paul wrote, "Don't get tired of having the good fruit of the Spirit attitudes."




The fruit of the Spirit is
love, joy, peace, patience,
kindness, goodness, faithfulness,
gentleness and self-control.
Galatians 5:22-23




Love serves.

The fruit of the Spirit is love. Galatians 5:22



Joy smiles.


The fruit of the Spirit is joy. Galatians 5:22



Peace calms.


The fruit of the Spirit is peace. Galatians 5:22

Patience waits.



The fruit of the Spirit is patience. Galatians 5:22

Kindness cares.



The fruit of the Spirit is kindness. Galatians 5:22

Goodness
wants to
be good.




The fruit of the Spirit is goodness. Galatians 5:22

**Faithfulness
finishes.**



The fruit of the Spirit is faithfulness. Galatians 5:22

**Gentleness
is humble.**



The fruit of the Spirit is gentleness. Galatians 5:23

**Self-control
stops.**



The fruit of the Spirit is self-control. Galatians 5:23

My Seeds to Spread!

My Seeds to Spread!

My Seeds to Spread!

My Seeds to Spread!

My Seeds to Spread!

My Seeds to Spread!

My Seeds to Spread!

My Seeds to Spread!

My Seeds to Spread!

My Seeds to Spread!

My Seeds to Spread!

My Seeds to Spread!

My Seeds to Spread!

My Seeds to Spread!

My Seeds to Spread!

My Seeds to Spread!

My Seeds to Spread!

My Seeds to Spread!

My Seeds to Spread!

My Seeds to Spread!


My Seeds to Spread!

My Seeds to Spread!

PPP

Preschool Page for Parents
Extended Bible School Training in the Home

May 13, 2001
Galatians Chapter 5



This is what I learned today!


Today we learned that faith in Jesus will give us a fruitful life. God the Father sends the Holy Spirit to help us want to be holy like Jesus. The Holy Spirit helps us obey. We learned the fruit of the Spirit is love, joy, peace, patience, kindness, goodness, faithfulness, gentleness, and self-control. People who are not happy and who seem to be fighting a lot of the time do not have the Holy Spirit controlling their hearts. Only faith in Jesus brings the Holy Spirit who fills us with His good fruit. Every person who belongs in God's family has all nine character qualities that Paul calls the "fruit of the Spirit."

Today's Memory Verse


**2's & 3's: The fruit of the Spirit is love, joy,
peace, patience. Galatians 5:22**

**4's & 5's: The fruit of the Spirit is love, joy,
peace, patience, kindness,
goodness, faithfulness, gentleness
and self-control. Galatians 5:22-23**

**God's love
serves.**



Talk about some of the ways Daddy serves the family with a good attitude. Do the same for Mommy. God's kind of love serves the people around us, not ourselves. Help your preschool children think of ways in which they can serve each member of the family this week with a good attitude. Sing the memory verse song throughout the day.



Galatians 5:22 Memory Verse Song
(tune: "Mary Had a Little Lamb")

The fruit of the Spirit is
love (hug yourself),
joy (point at corners of mouth and smile),
peace (palms together),
pa-a-tience (hands folded in lap).
Galatians five, verse twenty-two,
Clap and shout "Galatians!"
(repeat)

* For tunes to songs, ask about the preschool tape.

GAL04ECPPP



Which children are spreading the fruit of the Spirit?

Make up two stories which might describe what is happening in the two sets of pictures on this page.

