

Memory Verse:

Two- and three-year-old verses:

Galatians 5:22-23: The fruit of the Spirit is love, joy, peace, patience.

Four- and five-year-old verses:

Galatians 5:22-23: The fruit of the Spirit is love, joy, peace, patience, kindness, goodness, faithfulness, gentleness and self-control.

Aim Questions for 2's & 3's:

1. **Who is writing the letter in today's Bible Adventure to the Jews and Gentiles in Galatia?** *(Paul.)*
2. **Who does God send to help people who have faith in Jesus?** *(The Holy Spirit.)*
3. **Who gives us the good fruit of love, joy, peace, and patience?** *(The Holy Spirit.)*

Aim Questions for 4's, 5's & K:


1. **What does Paul say is the "fruit of the Spirit"?** *(Say the memory verse.)*
2. **How do we get the fruit of the Spirit?** *(The Holy Spirit gives us His fruit when we have faith in Jesus.)*
3. **Can I have the fruit of the Spirit by simply trying harder to be good?** *(No. Keeping a list of rules does not make me right with God. Faith in Jesus makes me "just-as-if-I'd-never-sinned"--justified. Then I will receive the Holy Spirit.)*
4. **Do God's true children have every one of the fruit of the Spirit?** *(Yes. We may be stronger or weaker in some of the fruit of the Spirit attitudes, but we have them all.)*


Key for symbols:


- This box symbol represents ideas that can be used for two-year-olds through kindergarten. Please remember to slow down the pace for two-year-olds and keep the pace moving for five-year-olds.
- ② This symbol represents ideas that are best used for two- and three-year-olds.
- ④ This symbol represents ideas that are best used for four-year-olds through kindergarten.


Hook:


- Galatians Room Preparation: (GAL04ECGF13)** Hang fruit (colored construction paper) from the ceiling with each of the fruit of the Spirit written on them. Help the children anticipate what they will be learning from Paul in today's lesson in Galatians.
- Faithfulness Center:** Set out various puzzles for the children to work on. Stress the importance of finishing the puzzle before moving onto another activity. This is called faithfulness in doing the job until it's finished. "Today's Bible Adventure tells us that God's faithfulness helps us finish what we start and helps us keep our promises. God wants us to be like Christ."


 **Fruit Flavored Play Dough:** Mix up two or three batches of play dough and add a little banana, orange, strawberry, coconut oil, or flavoring to each according to color. Ask the children to make faces with smiles or something they could do that would be kind, good, or faithful.


 **Play Dough Fruit Stand:** Materials needed: Play dough, tarp for under table, different shapes of fruit--either pictures, actual fruit, or fake fruit. In today's Bible Adventure, the children will learn the Galatians 5:22-23 memory verse—"The fruit of the Spirit is love, joy, peace, patience, kindness, goodness, faithfulness, gentleness, and self-control." While the children are creating a piece of fruit with the play dough, teach them that God gives us all nine attitudes of the fruit of the Spirit when we have faith in Jesus. Have them share with another child the piece of fruit they made and what fruit of the Spirit they want it to represent.


 **Self-control and Patience Center:** Bring in a remote controlled car or some other toy that is highly popular. Give each child a turn at using the toy under close supervision. Talk about using self-control while waiting for the next turn. In today's Bible Adventure, the Holy Spirit gives self-control to the people in God's family. God's self-control waits with a good attitude. Self-control is a fruit of the Spirit.


 **"Serving" Booklet Center: (GAL04ECGF12 and GAL04ECGF17)** Fold an 8 1/2" x 11" paper into quarters to make a booklet. Have the child list ways he can show his love to another member in his family by serving them. The leader writes down the child's ideas, one on each page (three or four). Have the child decorate his booklet with stickers, markers, or crayons to take home and present to the person he wants to serve. Some suggestions to help the children with ideas are: set the table, run an errand to another room, pick up toys, brush teeth, rake the yard, make mom's bed, etc. Let the child glue the GF17 memory verse onto one of the pages. Today's Bible Adventure says that when a person has God's love, he will learn to serve others.

 **Gentleness Center:** Provide several fragile items for the children to carefully handle. Some ideas might include smelling fresh flowers, holding a live pet animal, blowing extra large bubbles, making towers with building blocks, etc. There are certain things in life that need to be handled gently. Gentleness is a fruit of the Holy Spirit. He helps us to be gentle even when we want to tear down something.

 **Kindness Center: (GAL04ECGF19)** Each child receives a GF19 "Kindness Cares" picture to pin on his shirt as he enters the classroom. As the time passes and a kindness is observed by one of the leaders, put that comment on that child's label. Some things that are observed might include patience (waiting), courteousness (please and thank you), sharing, caring, etc. In today's Bible Adventure, God wants His people to be like Christ. When the people of God's family are kind to each other, they are showing the fruit of the Spirit.

 **Fruit Collage:** Either color pictures of fruit to glue on a collage or cut pictures out of magazines to glue. Talk about fruit tasting good but that today we are going to learn how it represents good things that the Holy Spirit puts into our life.

 **Rhythm and Words:** Using the character qualities in the lesson (fruit of the Spirit), beat the rhythm of the words with hands slapped on legs or clapped together, or use rhythm sticks. This will familiarize the children with words they will hear in the Bible Adventure today.



 **Action Playing:** Do the actions while saying the following:

Way up high in an apple tree	<i>(Point up.)</i>
Two red apples smiled down at me.	<i>(Write a smile on your lips.)</i>
I shook that tree as hard as I could.	<i>(Shake a trunk with both hands.)</i>
Down came the apples	<i>(Downward motion with hands.)</i>
And, mmm, were they good.	<i>(Rub tummy.)</i>

Let children choose different fruit trees to shake!



Book:
Presentation Ideas -

-  Show the **GAL04ECGF1, GAL04ECGF2, GAL04ECGF3, GAL04ECGF4, GAL04ECGF5, GAL04ECGF6, GAL04ECGF7, GAL04ECGF8, GAL04ECGF9, GAL04ECGF10, and GAL04ECGF11** pictures as you tell the Bible Adventure. You will need these pictures for next week's lesson.
-  Place an outline of a child on the floor inside the story circle. Put a picture of Jesus on the heart of the child. As the qualities of the fruit of the Spirit come out in the story, place those fruit qualities over various parts of the body. You may want two fruits for two of the same parts of the body.
- ④ Show the children a picture of a fruit tree full of good fruit. Discuss how God made the apple tree to bear fruit that is good to eat. Can we bear good fruit like that? No! God gave us the Holy Spirit to help us bear different good fruit. Do you know what our fruit looks like? It doesn't look like what is on that tree because you aren't an apple tree. Our fruit is the good character qualities we can have from the Holy Spirit, like love, joy, peace, patience, kindness, goodness, faithfulness, gentleness, and self-control. With the Holy Spirit's help, we can show these good qualities.

Bible Adventure for 2's & 3's-

(Show the review GAL01ECGF6 picture.) Paul wrote in his letter to the Galatians, "God loves all kinds of people and wants Jews and Gentiles to be in His family. No one gets into God's family by keeping a list of rules. It is by faith in Jesus that each person is justified." Justified is just-as-if-I'd-never-sinned.

(Show the GAL04ECGF1 picture.) When a person has faith in Jesus, God the Father sends the Holy Spirit to live in that person. We can't see the Holy Spirit, but we know He is there because He helps us want to be holy like Jesus. He helps us obey.

(Show the GAL04ECGF2 picture.) Paul wrote and told the Galatians that it is Jesus who makes our hearts right with God, and the Holy Spirit helps us love each person in our family. Hugging and kissing someone we love are important, but the Holy Spirit helps us want to also serve others in our family even when we don't feel like it. God's love serves others. Serving others with God's love even when we don't want to is called fruit of the Spirit.

(Show the GAL04ECGF3 picture.) Another fruit of the Spirit is joy. God's joy smiles. God's joy is not just smiling when you get to do what you want to do. God's joy brings a happy heart even when we're not feeling well, when something makes us sad, or when we have to do what we don't want to do. Smiling with God's joy even when we're sad is called fruit of the Holy Spirit.

(Show the GAL04ECGF4 picture.) A third fruit of the Spirit is peace in our hearts even when things might be scary or bad. God calms our hearts. We can have peace and calm in our hearts because we know that God will always do what is best for His children. Feeling peaceful and calm even when we are afraid is called fruit of the Holy Spirit.

(Show the GAL04ECGF5 picture.) It is not easy to have patience and wait for things. Paul wrote in Galatians that the fruit of the Spirit shows patience. We can wait with a smile for a very long time when we have fruit of the Holy Spirit.

(Show the GAL04ECGF11 picture.) Paul wrote the Galatians that people who are not happy and who seem to be fighting a lot of the time do not have the Holy Spirit controlling their hearts. Trying harder to be good does not make us good. Keeping a list of rules does not make us good. Only those who have faith in Jesus Christ have the fruit of the Holy Spirit helping them. Every person who belongs in God's family has the good fruit of the Holy Spirit.

Prayer: Dear God, thank You for the Holy Spirit who gives us His good fruit to be like Jesus. Help me to love and serve others and to have Your joy, peace, and patience. In Jesus' name, amen.

Bible Adventure for 4's, 5's & K-

(Show the review GAL01ECGF6 picture.) Who wrote the book of Galatians? *(Paul.)*

(Show the review GAL02ECGF1 picture.) Paul wrote in his letter to the Galatians, "God loves all kinds of people and wants Jews and Gentiles to be in His family. No one gets into God's family by keeping a list of rules—Jewish rules or anyone's rules. The only way to heaven is by faith in Jesus. It is faith in Jesus that makes me right with God—"just-as-if-I'd-never-sinned"—justified.

(Show the GAL04ECGF1 picture.) When a person has faith in Jesus, God the Father sends the Holy Spirit to live in that person. We can't see the Holy Spirit coming to us, but we know He is there because He helps us want to be holy like Jesus. He helps us obey.

(Show the GAL04ECGF2 picture.) Paul wrote, "When Jesus makes your heart right with God, the Holy Spirit will help you love each person in your family. Loving someone doesn't just mean hugging and kissing

them and saying “I love you,” although these things are important. The Holy Spirit’s love helps a father and mother serve their family. The Holy Spirit will help us want to serve our brothers and sisters even when we don’t feel like it. God’s love serves.

(Show the GAL04ECGF3 picture.) Another fruit of the Holy Spirit is joy. God’s joy smiles. God’s joy is not just smiling when you get to do what you want to do. God’s joy brings a happy heart even when you’re not feeling well, when something makes you sad, or when you have to do what you don’t want to do. God’s joy smiles.

(Show the GAL04ECGF4 picture.) A third fruit of the Spirit is peace in your heart even when things might be scary or bad. God’s peace calms. We can have peace and calmness in our hearts because we know that God will always do what is best for His children. God’s peace calms.

(Show the GAL04ECGF5 picture.) It is not easy to have patience and wait for things. Paul wrote in Galatians that one of the fruit of the Spirit is patience—waiting with a smile—for a very long time. God’s patience waits.

(Show the GAL04ECGF6 picture.) Paul said, “One of the fruit of the Spirit is kindness.” God’s kindness cares. God cares for us and is kind to us even though we don’t always deserve it. The Holy Spirit will give us that same kind of caring for the people who live around us every day. God’s kindness cares.

(Show the GAL04ECGF7 picture.) God is holy and good, and His Holy Spirit helps us want to do good things, like obeying our parents the first time they ask. Each of us has to make many choices to be good each day. God is always good, and He helps us want to be good, too. God’s goodness helps us want the right thing that is good for us.

(Show the GAL04ECGF8 picture.) Paul said that another fruit of the Spirit is faithfulness. God’s faithfulness finishes. God’s faithfulness finishes what we start and helps us keep our promises. If your mom has to remind you to make your bed, pick up your toys, or feed the dog, you have not learned to be faithful yet. A faithful person keeps doing the job until it’s finished—every day. God’s faithfulness finishes.

(Show the GAL04ECGF9 picture.) Another fruit of the Spirit is gentleness. God’s gentleness is humble. Jesus was gentle and humble, not proud and trying to get back at the people who hurt Him. When the soldiers hit Jesus and made fun of Him, He didn’t get angry and hit back. He wanted to show all of us how a gentle person acts when he has been hurt. God’s gentleness is humble.

(Show the GAL04ECGF10 picture.) The Holy Spirit gives self-control to the people in God’s family. God’s self-control waits. We use self-control when we stop crying to get what we want. We use self-control when we have a smile instead of a frown. We use self-control when we are kind to someone who has grabbed a toy from us. All throughout the day we must use self-control. God’s self-control waits.

(Show the GAL04ECGF11 picture.) Paul wrote in Galatians, “Those people who are not happy and who seem to be fighting a lot of the time do not have the Holy Spirit controlling their hearts. Trying harder to be good does not make us good. Keeping a list of rules does not make us good. Faith in Jesus brings the Holy Spirit who fills us with His good fruit.”

Each person who belongs in God’s family has every one of the good fruit of the Spirit. Let’s thank God for His good gift to us.

Prayer: Dear God, thank You for the Holy Spirit who gives me His good fruit in my life. Help me love those around me with Your kind of love that serves. Help me have Your joy, peace, and patience. In Jesus’ name, amen.



Look:

Aim Questions: (GAL04ECGF13) Cut out the GF13 fruit pictures provided in the lesson and write the questions on several of them.


Snack: Fruit of the Spirit Smoothie: Materials needed: 2 blenders, small Dixie cups, plastic spoons, milk or yogurt, fruits of all sorts that are not tart or acid (strawberries, bananas, cherries). Mix the fruit in the blender with the milk or yogurt (half fruit-half liquid). Blend thoroughly. This should be thick enough to spoon into the small cups. If the consistency is too thin, add more yogurt and bananas to the mixture. Enjoy!! Talk about how we have many fruits mixed together in one blender. The Holy Spirit gives us nine good fruit of the Spirit qualities, all in each Christian.

Verse and Snack--Fruit Salad in Paper Cups: Use nine different kinds of fruit that have been prepared ahead of time and placed in large plastic bags. Let children help by adding the fruit the


individual cups as you recite the verse, adding a different character quality each time a fruit is added. Provide small paper cups and plastic spoons for the children to eat the fruit with.


 **"Jesus Loves" Finger Play:**


Jesus loves us if we're very short;
He loves us if we're tall.
Who is it that Jesus loves?
Jesus loves us all!
He loves us if we are Jew or Gentile,
Paul wrote to tell us that.
He loves us if we are young or old,
And that's a Bible fact!

 **Poster Boy Fruit of the Spirit: (GAL04ECGF13)** Supplies: butcher paper, crayons or pens, copies of all the fruit representing body parts. Outline a student on the butcher paper and tape the paper on the wall at the children's level. The rest of the children can color the fruit of the Spirit pictures. Then, have children help glue each fruit in place on the body (according to the locations below) while reviewing the story. When we have faith in Jesus, we will show all the fruit of the Spirit in our actions and attitudes.

Love = apple = heart
Joy = banana = mouth
Peace = peaches = ears
Patience = pear = legs
Kindness = grapes = arms
Goodness = strawberry = nose
Faithfulness = orange = feet
Gentleness = pineapple = eyes
Self-control = watermelon = hands


 **Fruit Basket Upset Game:** Arrange the class in a circle facing in and sitting on chairs. Provide three different choices of fruit. Give each child one of the fruits. The teacher stands in the middle and calls out one of the fruits. Those children stand and change chairs with others that have that fruit. Call each fruit at least once and encourage those who have that fruit to exchange chairs. Try calling two fruits. When the teacher calls "fruit basket upset" every child must exchange chairs. The older children may play by having the person in the center of the circle call a fruit and try to get a chair before all the children with that fruit are able to exchange chairs. The person left without finding a chair is the new caller in the center of the circle.


 **Quality Review: (GAL04ECGF13)** For each table of children, have a basket with each of the pictures of fruit in it. On each fruit, write a quality. Let children take turns taking a fruit out of the basket. Say the quality together. Talk with them about it. Give them examples as you discuss each of the qualities in the fruit of the Spirit. For example, you might say, "I have a friend who just hurt himself, and I can love him by helping him, or I can continue playing with my other friends. If I have been asked to go to bed, I can be faithful and do it, or I can make excuses to keep playing. If you have a sick neighbor, you can keep playing, or you can be kind and take some cookies to share." For each situation, let the children choose which action they would do if Jesus was in their heart and the Holy Spirit was their helper.


 **Silly Actions:** This is played in the fashion of "Simon Says." The teacher makes a motion and the children follow if she says a character statement. If she says something silly, the children must stop, put their hands on their hips, and say "Not me!" Following are some examples. You might repeat and do all the crazy things together or do them and then add the good things to do.

Let's all clap our ears.
Let's share a cookie.
Let's squash a bug with our foot.
Let's love by serving.
Let's clap behind our backs.
Let's stick out our tongue and rub our tummy.
Let's be joyful and smile.
Let's stick out our lower lip and pretend to cry.


Let's shake all over.
 Let's smile and not be afraid.
 Let's shake your hands.
 Let's give a sick friend a hug.
 Let's shake a leg.
 Let's clap our foot.
 Let's finish putting our toys away.
 Let's "box" the air.
 Let's turn our backs and smile rather than get angry when hurt.
 Let's put our heads between our knees.
 Let's sit down on the floor and wait patiently until we find out what we are doing next.


 **Fruit Stamps:** Provide paint shirts for the children. Cover the table with a large plastic cloth. Have Handi-wipes available. Using pie pans with a little (washable) tempera paint and apples cut in half, let children dip the apple in the paint and stamp the shape on a piece of paper. The teacher could write "The fruit of the Spirit--love, joy, peace, patience, kindness, goodness, faithfulness, gentleness, and self-control" on the fruit as you talk about all the ways the Holy Spirit helps us with these things.


 **Bean Bag Review: (GAL04ECGF13, GAL04ECGF14, GAL04ECGF15, and GAL04ECGF16)** Lay out on the floor the GF14, GF15, and GF16 pictures from the lesson and the GF13 fruit of the Spirit pictures. Children take turns tossing a bean bag on a fruit or a picture from the lesson. If it lands on a fruit, the child tries to remember one of the fruit of the Spirit character qualities. If the bean bag lands on a picture, he tells what is happening and what quality is shown.

 **The Fruit of the Spirit Game:** Materials needed: Plastic fruit found at a thrift store--banana, apple, peach, pear, etc. Have the children sit in a circle. The teacher sits in the middle and tosses a piece of fruit to a child. When the child catches it, he has to say one of the fruit of the Spirit. If he cannot, he must pass the fruit back to the teacher. If he can answer with one of the nine fruit of the Spirit, he can keep the piece of fruit. The teacher will then proceed to toss another piece of fruit to another child until all the children have had the chance to play.

Songs:

 **Galatians 5:22 Memory Verse Song for 2's & 3's:** (tune: "Mary Had a Little Lamb")
 The fruit of the Spirit is
 Love (*hug yourself*), joy (*point at corners of mouth and smile*), peace (*palms together*),
 Pa-a-tience (*hands folded in lap*).
 Galatians five, verse twenty-two,
 Clap and shout "Galatians!"
 (*repeat*)

 **Galatians 5:22 Memory Verse Song for 4's & 5's:** (tune: "Mary Had a Little Lamb")
 The fruit of the Spirit is
 Love (*hug yourself*), joy (*point at corners of mouth and smile*), peace (*palms together*),
 Pa-a-tience (*hands folded in lap*).
 Kindness (*pat your back*), goodness (*point to heart*), faithfulness (*march in place*),
 Gen-tle-ness (*fold hands against cheek*) and self-control (*hand out to stop*).
 (*Clap and shout "Galatians five, twenty-two, twenty-three!"*)
 (*repeat*)

 **Just Say No** (tune: "Frere Jacques")
 Just say no to fits of anger (temper tantrums)
 Don't give in to selfish sin.
 Let the Holy Spirit
 Give you His good fruit of
 Love, joy, peace, and
 Patience, too.




Took:

- Gift Bookmark: (GAL04ECGF18 and GAL04ECGF13)** Materials needed for each child: Flower or fruit pattern, four 3" x 3" squares of brightly colored felt or wallpaper scraps, 12" piece of green yarn, tacky glue, scissors, memory verse. Cut out four flowers or apples per child from the felt or wallpaper. Glue the ends of the yarn between the flowers or fruit. Glue the scripture verse on one of the flowers or fruit.
- Kindness Cares Review:** Before the children go home, discuss the good qualities you saw the children doing throughout the morning. Let the children put a happy face sticker on their "Kindness Cares" label to remind them to be kind at home.
- Fruit Necklace: (GAL04ECGF13, GAL04ECGF14, GAL04ECGF15, GAL04ECGF16, and GAL04ECGF17)** Using the GF13 fruit patterns and GF14, GF15, and GF16 pictures, give each child one of the nine pictures that show examples of how the fruit of the Spirit helps our attitudes and actions. As the children color their pictures, review the memory verse. Then let the children glue one of the pictures of fruit and the GF17 memory verse on their pictures. Memory verse stickers can be made by copying the GF17 page onto 1" x 2 5/8" laser labels. Provide a length of yarn that has the ends dipped into melted wax or wrapped with tape. Between the pictures, lace fruit loops or pieces of drinking straws. Review the verse while making the necklaces. An alternate activity would be to let children tear colored construction paper into fruit shapes and glue the character quality picture in the center.
- Preschool Page for Parents: (GAL04ECPPP)** Send a page home with each child, encouraging parents to reinforce the Bible truths at home. Spend a few minutes before the children go home creatively reviewing the song and memory verse.



When a person has faith in Jesus Christ, God sends the Holy Spirit.



Love serves.


The fruit of the Spirit is love. Galatians 5:22

Joy smiles.




The fruit of the Spirit is joy. Galatians 5:22

Peace calms.




The fruit of the Spirit is peace. Galatians 5:22

Patience waits.



The fruit of the Spirit is patience. Galatians 5:22

Kindness cares.



The fruit of the Spirit is kindness. Galatians 5:22

Goodness
wants to
be good.




The fruit of the Spirit is goodness. Galatians 5:22

Faithfulness
finishes.




The fruit of the Spirit is faithfulness. Galatians 5:22

**Gentleness
is humble.**




The fruit of the Spirit is gentleness. Galatians 5:23

Self-control
stops.



The fruit of the Spirit is self-control. Galatians 5:23



Those who like to fight are not controlled by the Holy Spirit.

3.

2.




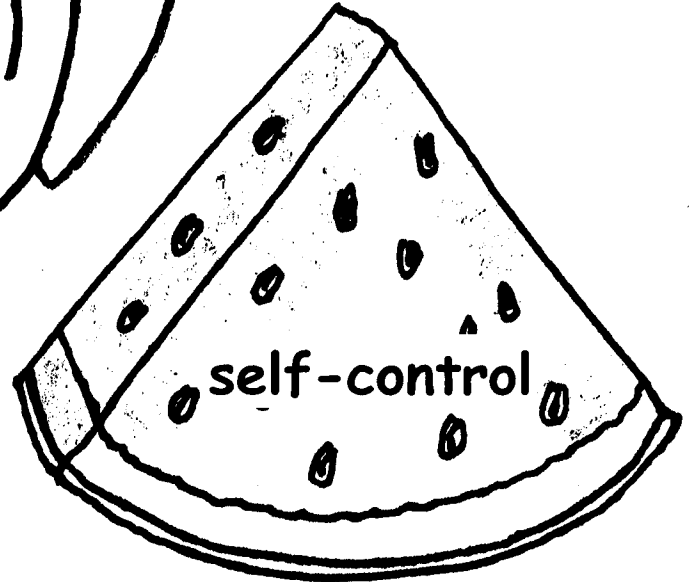


God's love serves.




The fruit of the Spirit is love.
Galatians 5:22

1.

4.





Patience waits.



The fruit of the Spirit is patience. Galatians 5:22

Kindness cares.



The fruit of the Spirit is kindness. Galatians 5:22

Goodness
wants to
be good.




The fruit of the Spirit is goodness. Galatians 5:22

Faithfulness
finishes.




The fruit of the Spirit is faithfulness. Galatians 5:22

Gentleness
is humble.





The fruit of the Spirit is gentleness. Galatians 5:23





Self-control
stops.




The fruit of the Spirit is self-control. Galatians 5:23



**Gift
Bookmark**






Preschool Page for Parents

Extended Bible School Training in the Home

May 20, 2001
Galatians Chapter 5



This is what I learned today!


Today we learned that faith in Jesus will give us a fruitful life. God the Father sends the Holy Spirit to help us want to be holy like Jesus. The Holy Spirit helps us obey. We learned the fruit of the Spirit is love, joy, peace, patience, kindness, goodness, faithfulness, gentleness, and self-control. People who are not happy and who seem to be fighting a lot of the time do not have the Holy Spirit controlling their hearts. Only faith in Jesus brings the Holy Spirit who fills us with His good fruit. Every person who belongs in God's family has all nine character qualities that Paul calls the "fruit of the Spirit."

Today's Memory Verse


2's & 3's: The fruit of the Spirit is love, joy, peace, patience. Galatians 5:22

4's & 5's: The fruit of the Spirit is love, joy, peace, patience, kindness, goodness, faithfulness, gentleness and self-control. Galatians 5:22-23

God's love serves.



Talk about some of the ways Daddy serves the family with a good attitude. Do the same for Mommy. God's kind of love serves the people around us, not ourselves. Help your preschool children think of ways in which they can serve each member of the family this week with a good attitude. Sing the memory verse song throughout the day.



Galatians 5:22 Memory Verse Song
(tune: "Mary Had a Little Lamb")

The fruit of the Spirit is
love (hug yourself),
joy (point at corners of mouth and smile),
peace (palms together),
pa-a-tience (hands folded in lap).
Galatians five, verse twenty-two,
Clap and shout "Galatians!"
(repeat)

* For tunes to songs, ask about the preschool tape.

GAL04ECPPP

