

April 6, 1997

4's, 5's & K

Praise the Lord of Glory!

Ezekiel 8-11

3EZE29PK

Materials I Need:

Memory Work:

The Prophet - *Ezekiel*

The Principle - *Praise the Lord of Glory with words and actions.*

The People - *Israelites living in exile around Babylon*

God's Attribute - *God is the glorious Lord.*


Aim Questions:

1. What is the name of the prophet we learned about today? (Ezekiel)
2. Where was Ezekiel living and at what place did Ezekiel see in the vision? (Babylon, Jerusalem)
3. What did Ezekiel see in the temple of Jerusalem? (The Lord of Glory, people worshipping idols, the man who marked the foreheads of those who were grieved over sin)
4. Why were the elders worshipping idols in the darkness? (They thought God couldn't see them and didn't care about them.)
5. Did God care about the Israelites? (Yes. God helped the ones who were sad about the idolatry and violence, but He punished the ones with hard hearts.)
6. When God gives us a soft heart, what will we be careful to do? (Obey God's Word)


 Hook:


**Ezekiel Review Center:** (Use last week's **3EZE28ECGF1** picture of Ezekiel) Play this game with large cardboard blocks to help you remember the name of the prophet we have been studying. First, choose one block and carefully tape a picture of Ezekiel onto the front. Then stack several blocks on top of the Ezekiel block, slightly off center. Finally, see if the children can name the prophet we have been studying and remove the Ezekiel block from the bottom of the pile without knocking down the stack. If the child is successful, play the game again, making the stack of blocks higher and higher. Attempt to remove the Ezekiel block as it moves up the tower of blocks and is replaced on the top of the stack and then buried. Review the lessons from Ezekiel's life. (He was a watchman; he saw the glorious Lord; he only spoke God's words; he didn't eat much food; he was tied up with ropes and stayed on his side for over a year.)


**Painting the Temple Center: (3EZE29ECGF1)** In today's Bible Adventure, the children will hear how God could see right through the walls to inside the temple at Jerusalem. The Lord God saw what the elders were doing. The children will have the opportunity to make their own temple with a peep hole during the Look time. During this Hook time, let the children prepare the outside of the temple. Review the details you have studied so far. The temple church is where the people living in Jerusalem were supposed to pray and worship God. The teachers in the church were called elders. God's glory rested in the temple. To make the outside of the temple church, bring one large grocery sack for each student. Open the sack and prepare as indicated in the GF1 example. Let the children paint the outside of the "building" brown. Be sure to provide paint shirts, a large tarp for the floor and a small bucket of soapy water for clean up. You might also want to make a craft temple ahead of time. The process is easy after you have done it once. Ask the Children's Department for a sample.


 **Tent Center:** Make a tent under a table and talk about who sees us hiding in the dark. Talk about the Babylonian soldiers who were camped in tents outside Jerusalem. God sees everything that happens in your home. Make a place in the tent where someone on the outside can peer into the dark tent. In the Adventure today, Ezekiel peers into the temple church and sees something.

---

 **Creative Collage Center:** Cut out pictures from a magazine that show people and children in different activities. You might tear out whole pages from magazines and let the children cut out the individual pictures to give them practice cutting. Choose pictures of people playing baseball, running, eating, sleeping, etc. Let the children glue or tape the pictures onto a blank sheet of paper. Have the children name the activity in the picture. Ask if the child has ever played baseball, run, eaten or slept like the person in the picture. God sees us at all times. Today, we will hear the story of God who sees all the elders in the temple church.

 **Pretend Center:** Set up the model of the Babylonian city again. Put a rope "fence" around a large area. Some of the children can wear the play suits of armor or fancy dress-up clothes and pretend to be bossy Babylonians. Bring the play dishes, brooms, and blankets. Other children can pretend to be the Israelite slaves inside the roped fence making the Babylonians' food, sweeping the Babylonians' floors, and making the Babylonians' beds. One of the reasons God allowed the Israelites to become slaves was so they would appreciate God's help. God sent Ezekiel to help the exiles around Babylon understand what they were doing that was wrong.

 **Marching Center:** Do a military march with instruments. Use any of the songs in this lesson or former lessons. With young children it is easiest if you march in place or let the children march around the room wherever they want. When the singing stops, have the group quickly reassemble at the story circle.


 **"Who Is God?" Center:** Play with old binoculars, cameras, and reading glasses. We use these things to help us see better. A watchman would use binoculars, telescopes and glasses for his job. Today, we will hear in our Bible Adventure about how God sees everything. He can see through walls and doors. He even sees the things that happen in the dark. God doesn't need any help to see everything, everywhere! Talk about right words and actions that God wants to see the Israelites doing. What right words does God want to hear us saying? What right actions does God want to see us doing?


---





### **Book:**


#### ***Presentation Ideas -***

 **(3EZE29ECGF3, 3EZE29ECGF4, 3EZE29ECGF5** and several pictures from former lessons as a review.) Have the Children's Department enlarge the GF3, GF4 and GF5 pictures so that each picture fits onto a 9" x 13" sheet of construction paper.

 **(3EZE29ECGF1)** Make a GF1 temple craft ahead of time to use as you tell the Bible Adventure. Let the children peer into the hole at the side of the temple and see what the elders were doing in the dark. They were worshipping idols in God's temple! You might use a flashlight to show how God's glory illuminated the elders' sins and then how it left the temple because of them.

 Use this act-out prayer again to quiet the children. "Open my ears to hear Your Word." (Point to your ears.) "Open my eyes to see Your ways." (Point to your eyes.) "Open my hands to show Your love." (Hold out your hands.) "Open my mouth to tell your praise." (Point to your mouth.) "Open my heart to love You more!" (Point to your heart.)

 Always teach with an open Bible in your lap. Show the children where the book Ezekiel is located. You might want to make a bookmark with Ezekiel's picture on it to place in your Bible.

 Invite a church secretary to come and tell the children how she helps people in the office all day long. Talk about how God helped the Israelites to know the Lord of Glory by sending Ezekiel as His helper prophet. Talk about how God is our helper all day long.

### **Bible Adventure -**

**Review:** What is the name of the prophet we heard about last week? Ezekiel. (*Show map*) Ezekiel was living by the city of Babylon, prophesying to the Israelites called exiles who had been taken captive to Babylon. They were living far away from their homes in Israel. They were to live there as slaves to the enemy for seventy years.

Ezekiel was a "watchman" for the people of Israel. What does a watchman do? (*A watchman watches to see if any danger is coming. The watchman is alert all the time, knowing what is going on in the darkness as well as in the light.*) Ezekiel was "watching" for danger that was coming to Jerusalem and trying to warn the Israelites. To help the Israelites understand, God gave Ezekiel a picture to draw. Does anyone remember what that was? Yes, he drew a picture of Jerusalem surrounded by the Babylonian soldiers trying to get inside the city wall. What action did God give Ezekiel to do that would warn the Israelites of the danger or punishment that was coming? (*Show picture of Ezekiel on his side*) Ezekiel was on his left side for 390 days and on his right side for forty days, tied up with ropes, showing how God felt about the Israelites being tied up with the sins of loving idols and doing things that hurt people.

Ezekiel had said over and over again, "Punishment is coming if you don't quit doing wrong and learn to do right." Did they listen? Most of them continued making wrong choices. God wanted to help Ezekiel with his message for the people. God gave Ezekiel another vision or picture in his mind. Ezekiel was sitting in his house in Babylon, talking with the elders of Judah who were also exiles or slaves to the enemy, when the Sovereign Lord came to Ezekiel. Ezekiel looked up and saw the shining Lord of Glory again. (*Show the picture of the Lord of Glory.*) Ezekiel had a hard time describing what he saw. We don't have words to describe God's majestic, glowing appearance. Ezekiel said that the Lord of Glory looked a little like a man, but the Lord is not a man. Ezekiel said he saw the Lord glowing from His waist down, kind of like fire, but the Lord was not on fire. It will be so exciting to see the Lord of Glory with our own eyes someday.

The picture that the Lord of Glory put in Ezekiel's mind was of the holy temple church in Jerusalem. It was like Ezekiel could see into the temple! No one else could see it but God gave the picture to Ezekiel's mind. What do you think he saw in the temple? It was as if he could see right through the walls! There inside the temple all over the walls were pictures of crawling things, ugly, unlikeable animals and idols. He couldn't believe what the false priests had brought into God's holy temple.

Seventy elders, the church leaders, were there, each with his own idol. They didn't think God could see them in the darkness of the temple rooms. They said, "The Lord does not see us; the Lord doesn't care about us anyway." Could God see them? Yes, God can see everything. God could see the bad things all over the walls, too. Did God care about the people? Yes. God cared very much about the Israelites and everyone else. It hurt God to know the Israelites loved idols more than they loved Him.

Are there things that we love more than God? Do we love having fun, watching TV, having toys and games, playing with friends more than we love God? Can God see us having fun? Yes, God sees and God wants us to love Him the most. He also wants us to have fun. It hurts God when we love things and people more than we love Him.

There is more to Ezekiel's vision. (*Show the picture of the people worshipping idols.*) The Lord of Glory said, "That is not all. You will see worse things." Ezekiel looked by the north gate of the temple and saw women sitting there. They were calling to the vegetable idol for help, right in God's holy temple. When the people didn't have enough food in Jerusalem, the women asked an idol for help rather than waiting for God to save them. The Lord God said to Ezekiel, "Do you see what they are doing? Where are the people who are calling to Me for help?"

Then the Lord of Glory showed Ezekiel the east gate of the temple and there were twenty-five Israelite men bowing down to the sun god, with their backs to the Lord. They were asking the sun to help them. Who should they have been asking to help them? Can the sun help us when we are in trouble? No. Was there no one in Jerusalem who loved the true God enough to keep calling to Him for help?

Do you ask God to help you when you want to do wrong? Do you pray and ask God to help you do what is right? When a friend hurts your feelings by saying something unkind to you, do you pray and ask God to help you not say something unkind back to them? God wants to help us just like he was helping Ezekiel.

God was helping Ezekiel understand why God would have to punish the Israelite elders. God couldn't allow them to continue to rebel and disobey, worshipping idols and acting in wickedness. God gave Ezekiel a picture of the punishment to be coming. (*Show the picture of the man with the writing kit.*) In this picture, there was a man dressed in linen or fine clothing. This man was probably a writer because he had a writing kit in his hand. The Lord said to the man, "Go throughout the city of Jerusalem and put a mark on the forehead of anyone who is sad about the terrible things that are going on. If a man is not worshipping idols, put a mark on his forehead. He will be safe. If a woman is not coveting, put a mark on her forehead. She will be safe. If a child is not stealing, put a mark on his forehead. He will be safe. I will protect the ones who are changing to my right ways rather than doing what everyone around them is doing." The man with the writing kit obeyed and did as God said.

The Lord of Glory had to leave the temple. He couldn't share His glory with idols. He would not stay close to people who loved idols. The Lord left the temple, stopping on the Mount of Olives, east of the city. The Lord said, "I will stay close to the exiles (Israelites taken captive) in Babylon for seventy years. I will share my glory with people who are sad about their sin. I will give them each a soft heart that wants to obey Me. Then I will bring them back to their own land. When My people come back, there will be no more idols on My holy hill."

God knew everything about the Israelites and God knows everything about you. He sees into your heart and knows what you are thinking and wanting. God gives us the Bible to help us understand what is right for us to do. He wants you to stop doing wrong and learn to do right. The Lord of Glory is your helper when you ask Him to help you turn from sin and learn to do right.

**Prayer:** Dear Lord of Glory, Thank you for sharing Your glory with me. Thank You for staying close to me, answering when I keep calling to You to help me. I always want to live in Your glorious, right ways. In Jesus' name, Amen.

---



### Look:



**Dark Temple Craft Center: (3EZE29ECGF4 & the painted 3EZE29ECGF1 temple from the Hook time.)** Have the children's workers cut apart the GF4 pictures for each child in the room. On class day, help the children glue or tape the pictures to the back of the temple, on the opposite side of the peep hole. When assembled, review the story. Look inside the peep hole. It should be fairly dark inside the "building." God could see even into the dark temple. He could see the wrong things the elders were doing. The elders were praying to the idols. The Lord of Glory said to praise God alone!



**Temple Coloring Center: (3EZE29ECGF4 & 3EZE29ECGF11)** As the children talk about what is happening in the Ezekiel lesson, have them glue on the GF11 idols in the appropriate spots on the page. Give the children pieces of orange, yellow, brown and black construction paper. They can tear off bits of dark paper to glue on the dark temple. The twenty-five men bowing down to the sun god were living in darkness because they had turned their backs on the Lord of Glory. The children can tear off bits of orange or yellow paper to glue on the candle and around the Lord of Glory. These light colors represent God's light that shows us His ways. There will be no bright colors around the candle that has gone out. There is no light, just as God's light left the temple in Jerusalem.




**Marking Man Activity Center: (3EZE29ECGF5)** As the children color their picture, explain to the children that the people in the picture were sad because of the sin in Jerusalem, not just because the Babylonian soldiers were taking their city. These Israelites were sad over their own sin, too. The angel was putting a mark on each one who grieved over the wrong ways in Israel. Let the children glue small GF10 idols to the people in the background of the picture. They loved idols and their own selfish, wrong ways. Put a star on each of the sad peoples' foreheads and a heart full of the Lord of Glory on their chests. It makes us sad when we and other people do wrong things.





**Peep Hole Craft Center: (3EZE29ECGF6)** Copy the small pictures of the elders worshipping the idols. Let the children color a picture. Take toilet paper tubes and decorate the outside of the tube to look like a wall. You could use black and brown construction paper "bricks" to glue to the outside. You could use small sponges and brown paint. The teacher could load the sponge with a small amount of paint and the child could add a few brown paint bricks at random on the tube. Don't get


carried away with the paint and it should dry quickly. After the tube is decorated, tape the picture onto one end. Pretend to peek through a hole in the wall.


 **Bean Bag Toss Activity Center:** Cut out pictures from a magazine of people and children doing everyday things. You could even use the ones left over from the Hook collage activity. Spread the pictures out on the floor. Let the children throw bean bags at the pictures. They can share a right thing to do or say if they were in this situation. Give the young children choices if they cannot come up with right words on their own. For example, "If you were playing with your friend, would you say, 'I am mad at you, stupid!' or would you say, 'Let's talk about this before we start fighting?'"


---


 **Inside the Wall Craft Center: (3EZE29ECGF7)** Ask the Children's Department to copy and cut out the pictures for each child. On class day, let the children color the picture. Then use black and white beads to make a necklace along with the picture. String a length of alternating black and white beads and then place the folded GF5 picture on the string at the center of the necklace. Continue with another length of alternating black and white beads. The black beads could represent the dark temple and the dark hearts of the elders who were worshipping idols in the temple. The white beads are a bright color like the Lord of Glory who saw everything that was happening inside the temple. The necklace closes so you can't see what's inside. Open the necklace to see what Ezekiel saw in his vision. God sees everything.

 **Picture Scavenger Hunt: (3EZE29ECGF8)** Ask the children to help you hide the GF8 pictures around the room. Pictures can be folded up so the children don't see what is inside. Play musical chairs and when the music stops, the child that lands on the marked chair gets to find a picture and say, "God is my helper!" When we remember who God is, we are praising the Lord of Glory with our words. Have one picture for each child. As the children find the pictures, send them back to the tables to color the pictures. Ask the child if the picture is one of a right action or a wrong action. Does this action praise the Lord of Glory or not? After the child has answered the question correctly, add a Bible sticker to the pictures of disobedient children or a smiley face sticker to the pictures of obedient children.

 **Shadow Picture Center: (3EZE29ECGF6)** Ask the Children's Department to copy the GF6 pictures onto an overhead projector transparency. Cut apart the pictures and bring several flashlights to class. Sit inside the tent you made during Hook time. Place the cut apart transparency pictures directly in front of the flashlight beam and the shadow of the creature will project onto the wall. If a thin blanket is used, the children may even be able to see the shadow on the outside of the tent. God saw the elders of the temple worshipping the idols inside the temple. His Glory was far brighter than a flashlight.

 **Snack Center:** Allow the children to help make the snack today. They could either spread peanut butter on crackers or apples. Thank them for helping. Talk about all the ways that the powerful and glorious God is our helper if we ask Him.

 **Missionary Center:** Seat the children in a circle. Masking tape stuck to the floor in the shape of a large circle helps the children know where to sit. Roll a ball around the inside of the circle from one child to another. After the ball has been passed to a child, let that child answer a question about the class missionary. What is the name of the missionary? What does a missionary do? Does the missionary live far away or close to our home? The missionary is praising God with words and actions when he or she tells others about God's love. Pray for the missionary today.

 **Quiet Center:** We learn about the Lord of Glory from the Bible. The Bible also tells us what God says is a right action. Have the class rest quietly for five minutes praising God with their quiet thoughts. You might want to light a candle for quiet time and sing "The Glorious Light of God." (See Song section.) Sing other songs about God's glorious light. To end quiet time and transition into the next activity, "mark" the children with small stickers. Ezekiel saw how God marked the obedient Israelites on the forehead. As the teacher reviews the facts of Ezekiel's vision, she places a sticker on the foreheads of the children. The children are to remain in quiet time until the teacher places the stickers. Then they can move to the next activity.

**Songs:**



**I'm So Glad That We're Together** (Tune: "Mulberry Bush")

I'm so glad that we're together, together, together.  
I'm so glad that we're together at Bible School today.  
With (child's name) and (child's name) and (child's name) and (prophet's name).  
I'm so glad that we're together at Bible School today.



**The Glory of the Lord** (Tune: "The Joy of the Lord Is My Strength")

The glory of the Lord is my strength. (Sing four times.)  
**(Second verse)**  
He helps my heart stay soft so that I'll want to serve. (Sing three times.)  
The glory of the Lord is my strength.

---



**The Glorious Light of God** (to the tune of "This Little Light of Mine")

The glorious light of God, He's gonna make it shine.  
The glorious light of God, He's gonna make it shine,  
Make it shine, make it shine, make it shine.

**(Other Verses)**

2. The idol, Baal, can't "whooh" it out, God's gonna make it shine. (Etc.)
3. Naughty Israel can't block it out, God's gonna make it shine. (Etc.)
4. God's light lives in me, I'm gonna let it shine.  
God's light lives in me, I'm gonna let it shine,  
Let it shine, let it shine, let it shine.



**The Glorious Light of God** (To tune of "Farmer in the Dell")

The glorious light of God! The glorious light of God!  
Hi, Ho, away He goes! The glorious light of God!

**(Second verse)**  
Idols are the cause. Idols are the cause.  
Hi, Ho, away He goes! Idols are the cause.

**(Third verse)**  
We want to give You praise. We want to give You praise.  
Hi, Ho, to You we go! We want to give You praise.

---



**Took:**



**KNOW & DO: (3EZE29ECGF8)** We know the Lord of Glory saw what the elders were doing wrong in the temple. He sees everything. We do want to tell the Lord of Glory when we do wrong things. Use the GF7 pictures to identify wrong actions. Perhaps the children may have some wrong actions of their own they will verbalize. After the wrong action is identified, have the child who identified the action practice telling God he is sorry. Remind the children that telling God what you did wrong is being obedient. God helped the obedient Israelites in Ezekiel's vision, didn't He? God will help you make right choices, too. Put a star on the forehead of each child who wants to stop doing wrong and learn to do God's right ways.



**Review Aim Questions:** The fishing pole you made for the first Ezekiel lesson can be used to review the Aim Questions. Write the questions on pieces of paper and attach paper clips. Let the children take turns fishing for and answering the Aim Questions.




**Dark Temple Review: (3EZE29ECGF1)** Use the completed dark temple to review today's Bible Adventure. Have the children tell you the name of the prophet who saw the vision of what was happening inside the temple. What did Ezekiel see? Then let the children use the flashlight to illuminate the insides of the paper temples they made.





**Bible Dot to Dot: (3EZE29PKGF9 & 3EZE29ECGF6)** Help the children complete the picture of the Bible by connecting the dots. Remind them that the Bible is where we read about the prophet Ezekiel. We learn God's right ways in the Bible. We can praise God with words from the Bible. Let

the children glue a GF6 picture from today's Bible Adventure onto their Bible page. (It would be fun to glue small GF4 & GF5 pictures, too.) Now they can "read" the Bible book of Ezekiel.

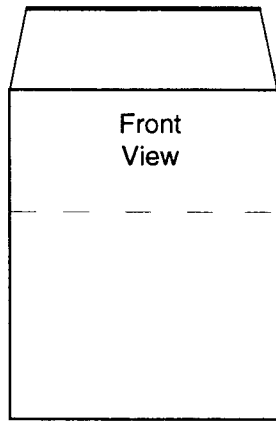
 **Ezekiel Review Book:** Choose several of the illustrations you have been using to teach the lesson on Ezekiel so far. The best illustrations would probably be the pictures from the Presentation Ideas. Have the Children's Department reduce and copy the pictures so they are all a uniform size. Let the children color the copied pictures and review the lessons on Ezekiel. Save all the pictures that get colored and at the end of this study, the children will have a book to take home. You will have another opportunity to color more pages in future lessons.

---


 **"Turn Away From Idols" Coloring Center: (3EZE29ECGF2, 3EZE29ECGF10 & 3EZE29ECGF11)** Copy the GF10 picture of the child turning his back on idols. The children can glue GF11 idols on the page, if desired. Glue GF2 hearts full of God's glory on the Israelite boy and modern day boy. The boy on the left side of the page is listening to the Bible and has a full heart. As the children color the picture, talk about things that might become idols to them if they love them more than they love God. The children might choose one of the GF8 pictures to glue on their page to remind them not to do anything that would keep them from listening to the Lord of Glory.

 **Singing about Light Center: (3EZE29ECGF4)** In the GF4 picture, we see the picture of a candle shining its light and another picture of the light going out. The light shines in the darkness and lights our way. When there is no light, people stumble and fall. God's glorious light left Jerusalem because the Israelite elders had hard hearts toward God. Sing "The Glorious Light of God" with all its verses. "How will we let God's light shine this week in our home?"

# Grocery Sack Temple Directions

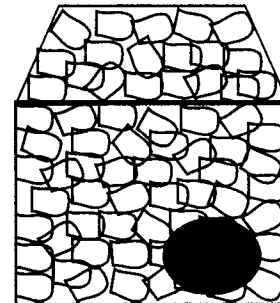
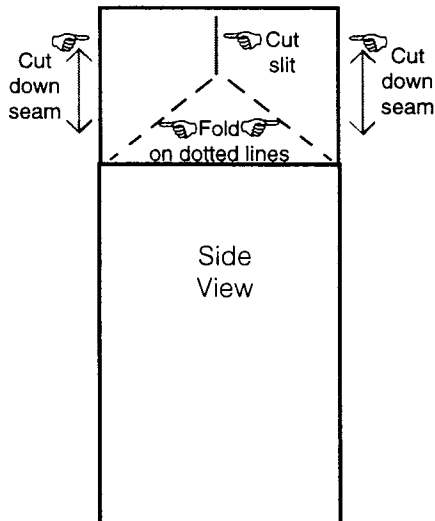


- Discard the open-ended half of a grocery sack.
- Cut away and use the bottom half of a grocery sack.



Fill the bottom half of the sack with wadded newspaper to stiffen the structure.

Fold on dotted lines and tape together to form roof.




Paint the outside of the sack brown by using brown markers or sponge paint. Cut a peep hole before painting.





**God showed Ezekiel what the elders were doing in the darkness.**

3EZE29ECGF3



Twenty-five men turned their backs to God, bowing down to worship the sun inside God's holy temple.

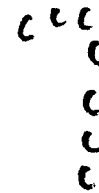
Women prayed to the vegetable idol at the temple instead of worshipping the one, true God.




The glory of the Lord left the holy temple at Jerusalem.




The light shines in the darkness and lights our path.



When there is no light, people stumble and fall.



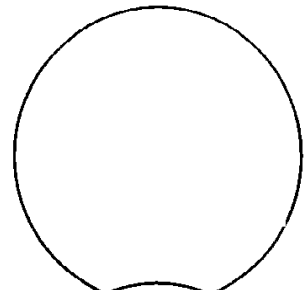
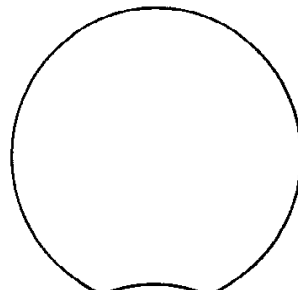
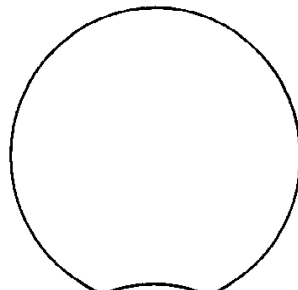
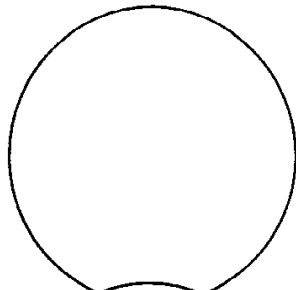



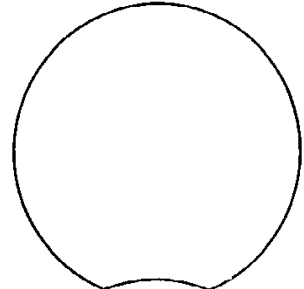
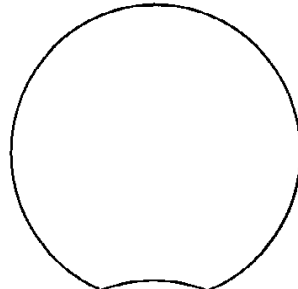






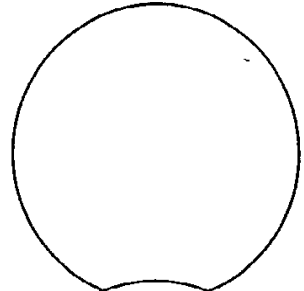

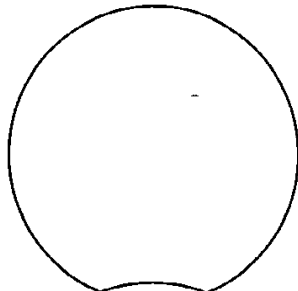











## Marking of the Faithful

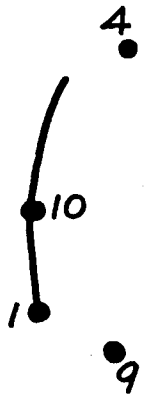
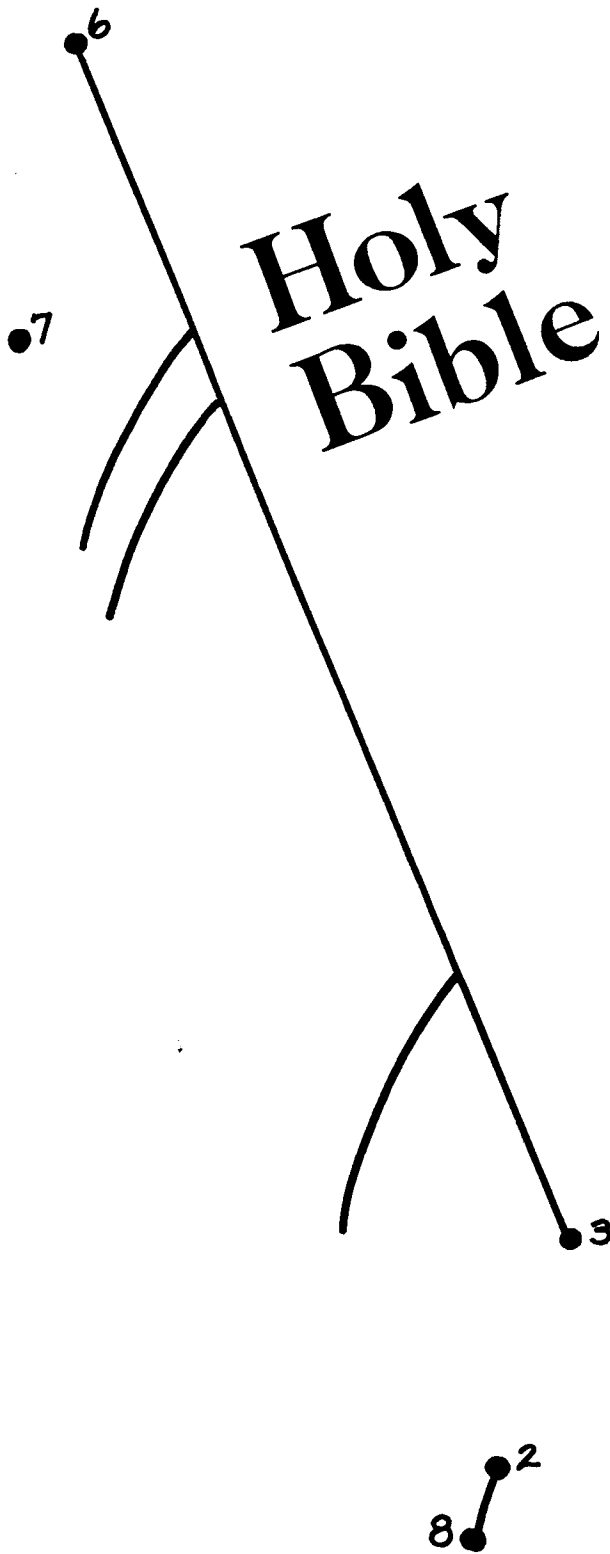
Writing  
Kit








# Right and Wrong Actions





Connect the dots to see where God's words are found. 3EZE29PKGf9





Glue a GF2 Lord of Glory heart on the Israelite boy who is walking away from idols and on the boy who is listening to the Bible.

