

May 11, 1997

Ezekiel 40-48

4's, 5's & K

3EZE34PK

Praise the Lord of Glory!

Materials I Need:

Memory Work:

The Prophet - *Ezekiel*

The Principle - *Praise the Lord of Glory with words and actions.*

The People - *Israelites living in exile around Babylon*

God's Attribute - *God is the glorious Lord.*

Aim Questions:

1. What is the name of today's prophet and where was he prophesying? (Ezekiel, to the Israelites in exile around Babylon)
2. What did Ezekiel see in his vision? (He saw a man measuring the temple, the Lord's glory filling the temple, priests glorifying the Lord in the temple, and throughout Israel, people giving their best as an offering to the Lord.)
3. What did the Zadok priests do that was right? (They followed God's instructions and did what was right.)
4. Why would Israel be called a holy land? (The Lord of Glory would be there and would be set apart for God's purposes.)
5. What will God's holy people be doing in Israel? (They will be worshipping the Lord of Glory, not idols, and doing what is just and right.)
6. Who wants to live in your clean heart? (God) How will others be able to tell if God is in your clean heart? (You will follow His instructions for your words and actions.)


 Hook:


The Prophet Ezekiel Center: Use one of the completed Ezekiel crafts from previous lessons at this center, either an Ezekiel paper bag craft from lesson 28, a colored picture of Ezekiel from lesson 31 or a decorated Ezekiel picture from lesson 32. Have the children repeat Ezekiel's name several times. Then place the craft in the center of a table. Pantomime Ezekiel watching the Lord of Glory as you do so. God has been giving Ezekiel visions to watch. Ezekiel tells the people what he sees. He is a prophet from God. In a hushed and awed tone of voice, describe the Lord's beauty and shining glory.


What Ezekiel Is Watching Activity Center: In the Bible Adventure today, Ezekiel watches someone measure a building with a measuring tape. The children must listen to the story to find out who was doing the measuring and what was being measured. Prepare for the Adventure by "building" things in class. They can pretend to rebuild the temple that was burned down in Jerusalem. Provide several large pieces of wood, finishing nails, and small hammers. You may prefer to let the children carefully pound the nails into styrofoam blocks. Use lengths of string to wind around the nails to "build" art projects. Use rulers to measure their buildings.


Making Plans for Building Activity Center: Bring tool belts and fill them with drafting-type equipment like pencils, rulers, and calculators. Look through your closets and find old building blueprints or directions for assembling toys. You might even look for used maps of the new church


building. Bring these along. Show the children the plans and how to draw lines using the ruler. Calculators are used today in making building plans. Pretend you are planning to build what is in the blueprint or picture. Talk about how the plans must be carefully followed in order for the project to be its best. Ezekiel sees God's plans to build something in his vision.

 **Puppets Center: (3EZE34ECGF1)** Make a puppet stage from a cardboard box according to the directions included. Let the children glue the figures onto craft sticks to make the puppets. As they work, read the names of the people living in Babylon. Ezekiel and some of the Israelites were obedient. The Babylonians and the false elders were disobedient. Separate the obedient and the disobedient into two piles. Using the puppets and the stage, role play obedient as well as disobedient words and actions. What does God say will happen to both these kinds of people? Today the children will find out.

 **The Temple in Israel Action Center: (3EZE34ECGF2)** Copy a picture of the temple in Jerusalem and tape it to a toy punching clown, the kind that you blow up with air, punch in the face and watch pop back up again. The Babylonians had destroyed the Israelites' beautiful place of worship. Use this activity to remind the class of what had happened to God's temple as well as give a clue to what will happen to the temple next. In class, hold the punching clown flat on the ground. Ask, "Was the temple in Jerusalem destroyed?" Then place the punching toy upright. Ask, "Could the Lord of Glory build a new temple?" Let the children have fun knocking down the toy and watching it pop back. Ask the two questions from time to time as appropriate.

 **Firstfruits Activity Center:** In today's Bible Adventure, Ezekiel will tell the Israelites about something called firstfruits. Listen carefully to what the Bible has to say. We use the word fruit in a little different way today, but the Bible truth remains the same. Use this time to clarify the difference between the word fruit and the word firstfruit as used in Bible times. Place several pieces of fruit in varying degrees of ripeness on a table. Bananas would work well. Green, yellow and brown bananas would be easily distinguished by the children. Ask the children to think of a word (besides its name) that would describe the object. Get them to say the word fruit. Then have the children pick out the best of the fruit. Which would be the best to eat? In Bible times, the word firstfruit meant your very best of anything you owned.

 **Cooking Center:** God shows Ezekiel another vision today. He shows Ezekiel His plans to build something. Use a recipe to illustrate God's good plan. Write the recipe to your favorite cookies on a large piece of paper. Bring the ingredients pre-measured so the children can help you make a batch of dough before the story. Read the recipe slowly and let the children pour and stir the ingredients. The recipe has to be followed in a certain way in order for the cookies to turn out their best, and His directions for the temple must be followed for it to turn out the best. In the same way, the Lord of Glory has to be followed so the Israelites will turn out to be their best. God is the Lord of Glory and He always has the best plan!

 **"Who Is God?" Center:** The Lord of Glory will make all things clean and new. The new things will be set apart for God to use. All morning, set apart different children for special purposes. Take one child during Hook and set him apart from the other children. Tell the class you are setting him apart for the purpose of measuring a wall, serving a snack, helping you with a task, etc. Before the child can do his best job, he must be "cleaned up." Make a ritual of giving the set-apart child a Handi-wipe. He must quickly clean his hands, his ears, and his heart. Say, "Can we see if his heart is clean? No, but God can. Who is the only One who can clean a heart? The Lord of Glory." The whole class can say the "Look With Your Eyes" rhyme.

Look with your eyes and hear with your ears.


The Lord will tell you true.

Look with your eyes and hear with your ears.

He'll tell you what to do. (He's coming here to you! He'll make you holy, too!)



Book:
Presentation Ideas -

 Show the **3EZE34ECGF3, 3EZE34ECGF4 & 3EZE34ECGF5** pictures to the children as you tell the Bible Adventure. Color the pictures ahead of time. Teach from an open Bible in your lap.

- Bring the measuring tape and tool belt that you used for the Hook time. Use them when the temple is being measured.
- Use the cookie recipe to illustrate the plans for the new temple that would be built in Jerusalem.
- You might give the story in the form of a puppet show. Use the stage you made for the Hook activity. Use the Babylonian play figures from your bins. Make other puppets and props you might need and mount them on the craft sticks.
- Use pictures of a cat and dog to show the children what the word separate means. If a cat and a dog don't know each other, they may fight. If they fight, they need to be separated. God has some things set apart for him.
- Set apart one child to help you put away the pictures after you have told the story and lead the rest of the class to the next activity. Use the Handi-wipe as outlined in the Hook.
- Say the Ezekiel Theme Chant and see if the children can remember any visions Ezekiel has seen with his eyes.

Bible Adventure -

In today's Bible Adventure, we have a very happy story. Who remembers the name of our prophet we have been learning about? (*Ezekiel*) Do you remember the name of the book in the Bible he wrote? (*That was a tricky question. The book was named for him!*) Ezekiel was chosen by God to share God's Word and to watch over His people. Do you remember where Ezekiel was living when he prophesied? (*Babylon*) Ezekiel prophesied to the Israelite exiles around Babylon. Last week God talked to Ezekiel about the false shepherds and elders who didn't help the people when danger came. The Israelites listened to them instead of listening to the true prophets, Jeremiah and Ezekiel. When Ezekiel saw the dead bones in the vision, he was reminded that God could give new life to dead bones. He would say, "Get rid of those idols and things that distract you from God."

(*Show a map.*) Ezekiel was here in Babylon and God showed him a vision or picture in his mind of Jerusalem, right here in Israel. God let him see the city of Jerusalem in his mind. The holy Lord of Glory gave Ezekiel the vision to tell the Israelites that there was good news coming. The good news was that they could look forward to a day when they would be together as one nation and would worship the one true God with clean hearts. They would have one Good Shepherd who would watch and keep them safe. The Israelites must have wondered what it would be like when they would all be living together in the Promised Land. At this time, they were slaves in enemy territory in Babylon. Have you ever moved? Have you ever wished you could move and live closer to Grandma and Grandpa? The Israelites really wanted to move back home to Israel.

In Ezekiel's vision, he saw a man with a linen cord and a measuring rod in his hand standing in the gateway to the city of Jerusalem. This "man" had the appearance of bronze color. (*Show a penny or something made of bronze.*) This man was an angel. The angel said to Ezekiel, "Look with your eyes and hear with your ears. Pay attention to everything I am going to show you. Tell the Israelites everything you see." (*Say the "Look With Your Eyes" rhyme.*) That is exactly what Ezekiel did. He was always careful to do what God told him to do. He was always giving his best to God.

Next, the angel gave Ezekiel a sightseeing tour of the new temple in Jerusalem. It had a wall all around it. The temple was like a church for the Israelites. This temple was an ordinary building but it was special because it was where God told His people, the Israelites, to worship Him. (*Show a picture of the temple with its wall along with a picture of the burned wall from past lessons.*) The man with the measuring stick measured the wall. Then he measured the gates, the halls inside the temple and all the rooms in the temple. He did a very careful, good job. He did the best job he could do. When you are asked to do a job at home, do you do your best?

The temple was an ordinary building, nothing extra special. It was made of stone and wood like other buildings in Israel. Why was the temple a special building if it looked like this? The temple was a holy place because this was where the Lord of Glory would come back and meet with His people. It was the center of everything the Israelites did. God would be the center of their life. Is God the center of your

life? How do we make God the center of our lives? We read God's Word every day and try our best to obey it.

Ezekiel saw the temple in his mind and he saw the glory of the Lord coming from the east. The land was radiant with His glory and guess what Ezekiel did when he saw the glory of the Lord? Suddenly, while viewing the temple, Ezekiel fell face-down to the ground. He had seen the glory of the Lord! Ezekiel was overwhelmed by the light and beauty of the Lord. The glorious Lord said, "This is where I will live among the Israelites forever. This is a holy, set-apart place. The Israelites will never again defile my holy name by worshipping idols here." (*Say the "Look with Your Eyes" rhyme, ending with "He's coming here to you!"*) The temple was a place set apart for the special purpose of worshipping the Lord of Glory. It was different from other buildings. It was set apart for God. God wants you to be a set apart person where He lives today. He wants to give you a clean heart where He can live and help you be holy, right and different from others who don't worship Him.

The very middle room of the temple was a special room. It was called the Most Holy Place. Only a few priests got to go into this room. God had new instructions about this room and let me tell you why. God said to Ezekiel, "The Levite priests were not good shepherds to the Israelites. They were not faithful to me. They did not do what I told them to do. They did not do their best for me. They didn't listen with their ears and see with their eyes or pay attention to my words. They let the people bring idols into the temple. The Levites can work in the temple doing the cooking and cleaning jobs, but they cannot do the most holy duties in the Most Holy Place anymore. There was one family that stayed true to me. They were the family of Zadok. They listened with their ears and paid attention to My words. From now on the men of the Zadok family will be the priests who will offer the holy sacrifices for sin. Only they can go into the Most Holy Place. The Zadok Priests must not shave their heads or let their hair grow long. They are to keep the hair on their heads neatly trimmed. They are to teach My people the difference between the holy and the common, between the clean and the unclean." The people would be able to tell by how the Zadok priests acted and looked, what was holy and right.

Imagine you are going to help your mom make some cookies. You follow the directions on the recipe. You put in just the right amount of flour, sugar, eggs, milk, chocolate chips and whatever else the recipe says to do. Your mom and the recipe know just what is right to do for the best cookies. You bake it at just the right temperature for the right amount of time. You follow the instructions and the cookies turn out just right. If you don't follow instructions, the cookies won't turn out but will be flat, hard, dark brown and burned. They might look like this or this! (*Show some cookies you have purposely made wrong.*) These cookies aren't good. It is the same with you. God wants you to follow His instructions for your life right here in the Bible. He knows what is best for you. If you follow His directions, like having a thankful attitude, not taking revenge, helping others whenever you can, and obeying your parents, then you will "taste" just right to God! You will be doing your best at whatever you do to please God. That is what the Zadok priests did and God used them to do a big job.

God told the Israelites that there would be one hill that would be different from all other hills in the world. This hill looked like a common, ordinary hill but it was a holy hill because it was the place where the holy God would meet with His people. On this set apart hill was the place where the holy temple would be located. This was where the holy Lord of Glory met with His people. From that day on, the city would be called "The Lord is there." This will be the true holy land where God is and where His people worship Him only. People in the holy land will be doing what is just and right. Jesus will rule from this holy hill someday.

God set apart for Himself the Israelites, His temple, His priests and His holy hill. God wants you to be set apart for Him, too. He wants to give us clean hearts, set apart for Him. A person who has this is called a Christian. God wants His holy people to set aside the first and best of everything they have as an offering of thanks to Him. What do we have to give to God to thank Him? We have ourselves, our time, our money, our words, and our actions that can make God happy. If you say you have six cookies to share, you won't keep two for yourself and then only have four to share. If you have cookies to share, you will give the best ones to your neighbor and keep the hard, burned ones for yourself. You give your best away.

Can your friends tell that your heart is clean and set apart for God? Can they tell that you are set apart for God by how you obey and do your best job at all times? Can they tell that you worship the one true God rather than idols and things around you that you enjoy?

Prayer: Dear Lord, You are the powerful Lord of Glory who gives us clean hearts and sets us apart to do right. Thank You for cleaning my dark heart from sin. You are the Good Shepherd who keeps me safely on Your right path. Help me follow your instructions and give You my best when I serve You. In Jesus' name, Amen.



Look:

- Set Apart Helper:** Choose and "set apart" another child to help you hand out craft supplies or snacks. Perhaps you could choose one child from each table. Be sure to give each child a "cleaning" with the Handi-wipe. The Lord of Glory cleans our hearts and helps us do our best job.
- New Temple Craft Center: (3EZE34ECGF6)** Empty cereal boxes to make new temples. Cover the outsides of the boxes with colored paper. From the story, read the plans for making the new temple to the children. As you read, let them glue the gates and the various furnishings to the outside of the box. The temple was set apart as a place to worship God.
- New Israel Craft Center: (3EZE34ECGF7)** Copy the picture of a restored Israel temple on 8 1/2" x 11" white paper. Cut strips of yellow construction paper. Make some strips 8 1/2" x 1 1/2" and make some 11" x 1 1/2." Ask the Children's Department to provide yellow cellophane. On class day, let the children color their pictures. Cover the pictures with yellow cellophane, front and back so the cellophane sticks to itself with the colored picture between the layers. Then tape the construction paper strips to the edges of the picture to make a picture frame. After the craft is completed, hold up the blank yellow side and say, "Ezekiel saw the Lord of Glory returning." Turn over the picture and show the colored picture with the yellow cellophane over it. Say, "The Lord of Glory is there!"
- New Temple Activity Center: (3EZE34ECGF2 & 3EZE34ECGF6)** Give the children a layout of the new temple. Give them shapes cut from construction paper that can be placed on top of the layout. Talk about what the rooms were used for. The Most Holy Place was the most special room because that was where God took away people's sins. It was set apart from all the other rooms for a holy purpose.
- Measuring Game Center:** Ezekiel saw a vision of a man measuring the new temple. Play this game so the children will remember what the word measuring means. Bring tape measures to class. Let the children get into two lines. The people in one line will be the pullers. The people in the other line will be the holders. The pullers pull the measuring tape out as far as they can while the holders hold the tool to the ground. When the pullers have gone as far as they can, write down the length and let the next pair(s) of children in the lines play. Repeat until all the children have had a turn to be pullers and holders.
- Bronze Rubbings Center:** Tape pennies to the table. Let the children place white sheets of paper over the pennies. Show a bronze-color crayon to the children sitting around the table. Then put the crayon next to a black crayon in the middle of the table. Have one child pick out the bronze color you just showed. Praise the right choice and say, again that this is the color bronze. The angel in Ezekiel's vision was wearing this color. Finally, help the children rub on top of their papers that are sitting on top of the pennies. Lift the rubbings and show the children how the copper pennies and the bronze rubbings look like they are the same color. Have the children say the word, "Bronze." You could also do rubbings using a bronze coloring crayon and a bronze object that has a pattern of some kind etched in it.
- Snack Center:** Bake the cookie dough you made during Hook time. While the cookies are baking, show the children a batch of nine burnt cookies. Talk about why these cookies are not good to eat. Let the children touch, smell and react to the burnt morsels. Then when the good cookies have finished baking, put them on a rack to cool. Add one of the good cookies to the batch of nine burnt cookies. Ask which is the best cookie. The children should pick out the good, hot cookie. God asked the Israelites to set aside their best for Him. Set aside the one good cookie "for God." Do not

eat this cookie. Serve the snack and let the children eat the warm, good cookies after you pray together.

Missionary Center: Learn about the tithe, one tenth of everything we own. Show the children a pile of pennies. Some of the pennies should be dull and some should be shiny and new. Take out the shiny, new pennies. Talk about offering the best of the "firstfruits." We set apart a tenth of everything and give it back to God as a thank offering for all we have. We give our best (pennies) to God at the beginning. Our offerings are set apart for our holy God and His purposes. Our church sets apart a portion of the money it receives to send to our missionaries. Our class missionary gets part of this money. Then our missionary sets apart a tenth of the money he receives from our church to give to God in his church. A tithe is another way to worship the Lord of Glory.

Quiet Center: God set apart things in the new temple to be holy, used for a special purpose. The purpose was to praise God. We can praise God with our actions during a quiet time in class. Have the children rest quietly for five minutes. Think about God's true words in the Bible. The Lord of Glory touched the land and the temple and all things were made clean and new.

"Look With Your Eyes" Rhyme:
Look with your eyes and hear with your ears.
The Lord will tell you true.
Look with your eyes and hear with your ears.
He'll tell you what to do. (He's coming here to you!, He'll make you holy, too!)

Songs:

I'm Set Apart For God (Tune: "The Farmer in the Dell")
I'm set apart for God. I'm set apart for God.
God has made me clean. I'm set apart for God. (Cover heart and open hands to God.)

I'm giving God my best. I'm giving God my best.
Hi - Ho, away we go. I'm giving God my best. (Smile and offer your hand to someone.)

We follow God's commands. We follow God's commands.
We read the Bible and obey. We follow God's commands. (Hold hands as if reading the Bible.)

Jerusalem! Jerusalem! (To the tune "Oh, Christmas Tree")
Jerusalem! Jerusalem!
Your name is now, "The Lord is there." (Repeat first two lines.)
God's glory came in from the East.
He came to bring the city peace.
Jerusalem! Jerusalem!
Your name is now, "The Lord is there."

Jesus, Here's My Humble Heart (Tune: "Twinkle, Twinkle, Little Star")
Jesus, here's my humble heart,
Make it holy like You are.
Let me serve you every day,
Set apart in every way.
Use my life so all may see
And give glorious praise to Thee.


"This Is the Hill" Rhyme: (Rhythm: "The House that Jack Built")
This is the hill, the holy hill
The Lord is there. Let's praise His name.

This is the place, the holy place
That's set on the hill, the holy hill.
The Lord is there. Let's praise His name.

These are the people, the chosen people,

Who love the place, the holy place,
That's set on the hill, the holy hill.
The Lord is there. Let's praise His name.

These are the offerings, the very best offerings,
Brought by the people, the chosen people,
Who love the place, the holy place,
That's set on the hill, the holy hill.
The Lord is there. Let's praise His name!


 **Ring Around the Idol** (Tune: "Ring Around the Rosie") Could do this in a circle. Fall down at end of first verse. Raise hands and shake them at end of second verse.


Ring around the idol
Sin makes it all die, oh!
Ashes! Ashes! We all fall down!


Ring around the Lord
He gives life for us!
Praise Him! Praise Him! The Glorious Lord!





Took:

 **Know & Do:** We know God sets apart people to do His work. We do want to thank Him by doing and giving our best. With God's help, children will learn to do just that. Let the children "finger paint" using chocolate pudding smeared on a table top. Encourage them to draw the new temple with their fingers. "What special rooms might God have in His temple?" After a time, give the children hand-wipes to clean off the pudding from their hands. We can clean our hands, but God is the only One who can make the heart clean so we can do His work.

 **Praise Parade:** Use the musical instruments and have the children march in a parade. Ezekiel reminded the Israelites to worship the Lord of Glory with words and actions. We can worship God with music and marching. Praise the Lord of Glory!

 **Ezekiel Book: (3EZE34ECGF3, 3EZE34ECGF4 & 3EZE34ECGF5)** Use the GF3, GF4 & GF5 pictures used in the Book Presentation Ideas section to make a book that will help the children remember what was studied in Ezekiel. You may have started a booklet earlier. Add to the book by requesting the pictures copied in a uniform size. The children can color the book and review the Ezekiel lessons.

 **Review Aim Questions: (3EZE34ECGF2 & 3EZE34ECGF6)** Use the GF2 layout of the new millennial temple along with the GF6 shapes cut from construction paper. Write the Aim Questions on the backs of the construction paper pieces and loosely attach them to the temple. Let the children pick questions and answer them. After a question has been lifted off the temple and the question answered, tell the name of the furniture piece or temple article that has been "set apart" by God for His holy temple. Let a child stick it back on the temple or onto a map of the Middle East, on Jerusalem. Have the class repeat the name of the place and the temple articles that were set apart for God.

 **Simon Says:** God wants to help us do our best job even in everyday tasks. Play the game "Simon Says," slowly using activities like dusting the room, picking up toys, taking a nap, singing a song, saying please and thank you, etc. Pantomime these activities; the class will copy you. At this young age it is recommended that all the actions are "Simon Says" actions. Don't try to trick the children into doing an action without saying "Simon Says."

Best Effort at Coloring Paper: Give each child two blank sheets of paper and let them create two original pictures. We have been talking about setting ourselves and our best work apart for the Lord of Glory. Tell the children the reason you made two pictures was to have one to give away. Have the children give away their best work to mom and dad or a friend at Bible School.

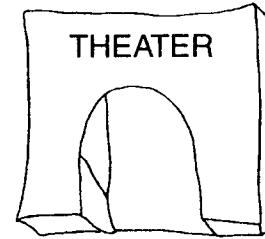
“Jobs People Do” Work Page: (3EZE34ECGF10) As the children color the picture and glue items on the paper, talk about the jobs the people in the pictures are doing. Glue or tape a food piece to the chef, a star sticker to the astronaut, a tongue depressor to the doctor, etc. Talk about what might happen if these people didn’t try to do their best work. Talk about how we must begin at a young age to do the best we can in our jobs at home. It brings praise to the glorious Lord when His set-apart people love their work.

Sharing Center: Glue pictures of church, home, play, and school on separate pieces of paper. Put the papers in a container. Let the children pick out one of the slips and share something that could be done or said that would show you had given your best for God with His help. Be ready with a few examples or suggestions. Pray that the truth of God’s word would be real to these precious children.

“Set Apart for Our Best” Worksheet: (3EZE34ECGF9) You could do this worksheet either before or after the Sharing Center. Talk about what the children are doing in the pictures. Do they look like they are giving their best effort to the job? Who is the only One who knows whether they are giving their best to honor the glorious Lord? The children can all draw their ways of giving their best to praise God with actions this week at home. Talk about how each of us looks like an ordinary person who has ordinary abilities, but when God makes us one of His family, we become set apart for a special purpose. We love being special to God and want to do our best every day.





“Set Apart for God” Reminder: (3EZE34ECGF8) Put dirt or chocolate pudding on your hands and ask the children some of the following questions. “What happens if you play in the dirt or paint (or other activities) and then come inside to help Mommy set the table? What must you do before you set the table? You must wash your hands to make them clean, otherwise your hands will get everything dirty. God wants our hearts and lips to be washed and kept clean, too, so we can do His work. Only Jesus can wash our hearts, but when He does, we can help do His work just like we help set the table.” Trace around the children’s hands on circles cut from the GF8 paper. Let the children color one of the hands a dirty brown color and the other a light color. Glue or tape the two hands back to back with a tongue depressor between them. The children can turn the tongue depressor to the side that shows the dirty hands and explain how we cannot do our best to praise God if we have a dirty heart. When we are cleaned up by Jesus, we are set apart for God. As the children work on the craft project, sing the song, “Jesus, Here’s My Humble Heart.”

Which of the people below were obedient to the true Lord of Glory?
Which people were disobedient?



To Make Puppet Theater:
Cut bottom off a cardboard box.
Cut away an arch on one side as indicated in the drawing.

To Make Puppets:
Glue the pictures to craft sticks to make puppets.

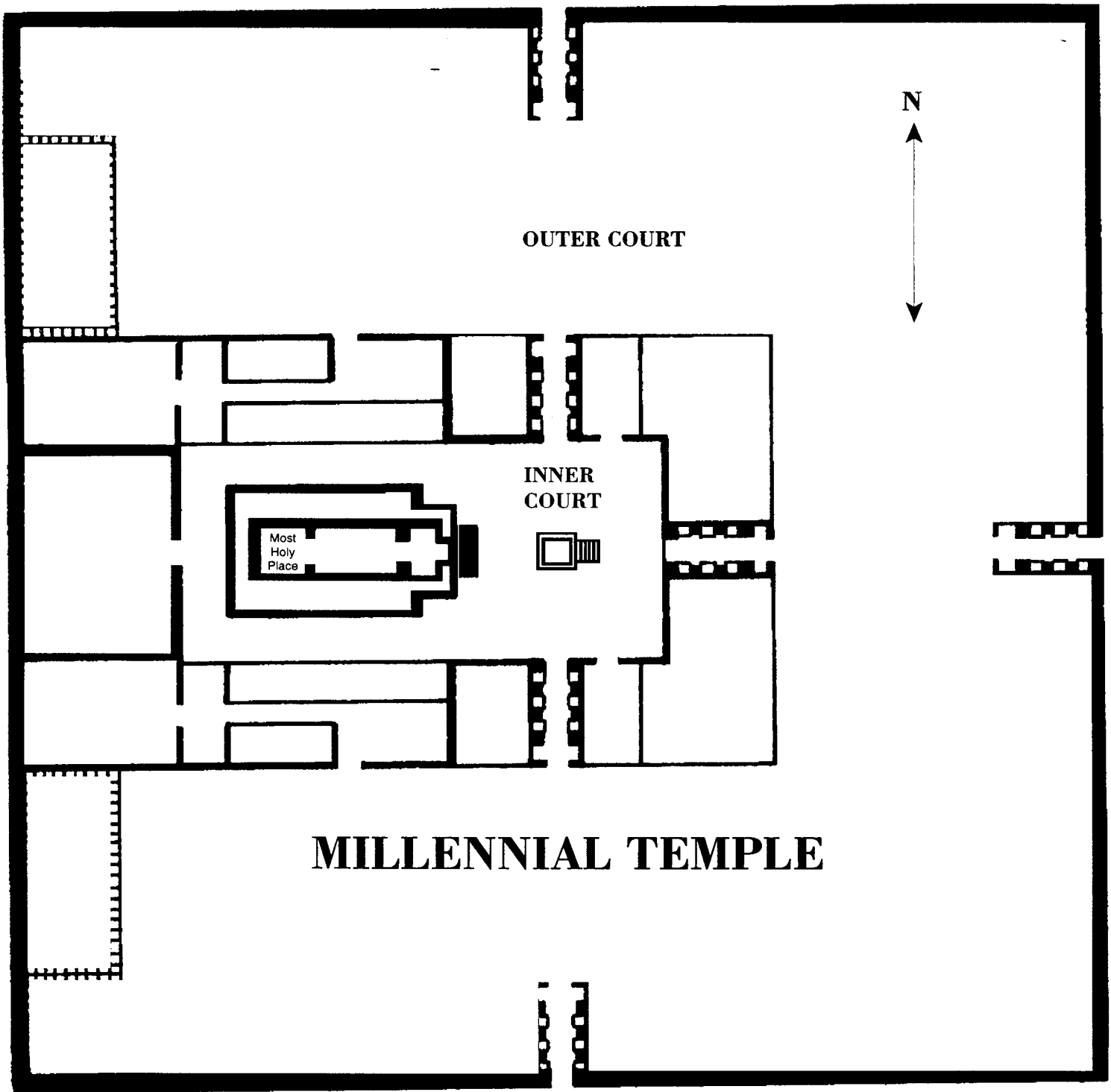


Israelites in Jerusalem

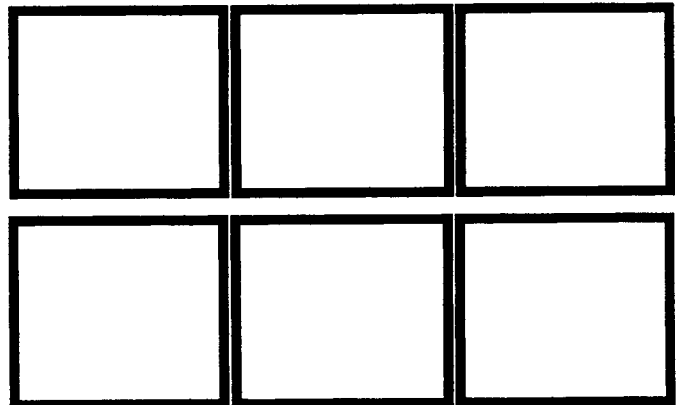

False elders

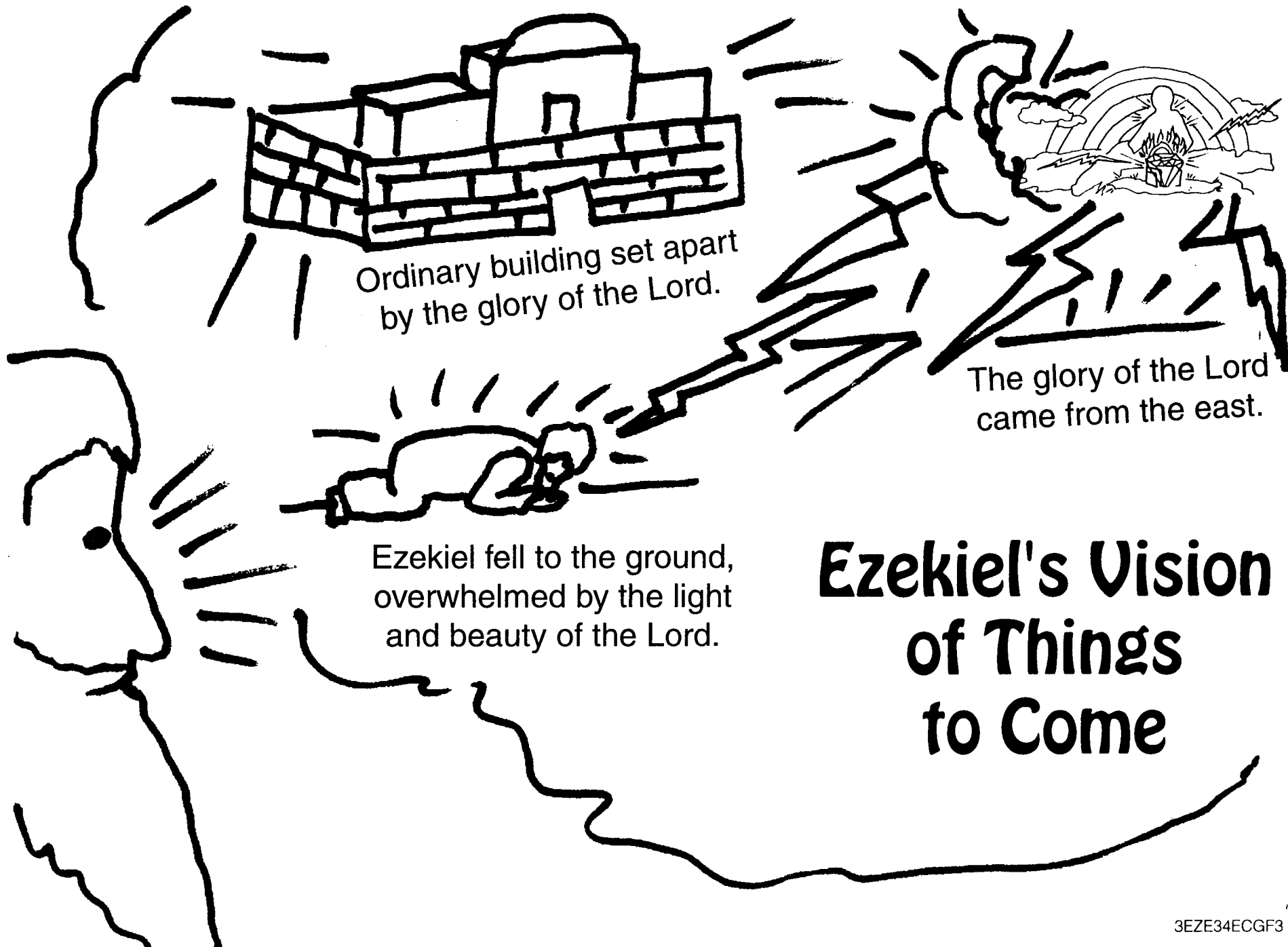
3EZE34ECGF1

Babylonian soldier



Cut the squares apart and place them as rooms along the inside walls of the temple.






Ordinary building set apart
by the glory of the Lord.


The glory of the Lord
came from the east.

Ezekiel fell to the ground,
overwhelmed by the light
and beauty of the Lord.

Ezekiel's Vision of Things to Come



Lips and hearts
dirty because of sin





Praying
to idols



Heart full
of idols


They wanted
their own way.



The Lord of Glory
can clean
hearts
from sin.

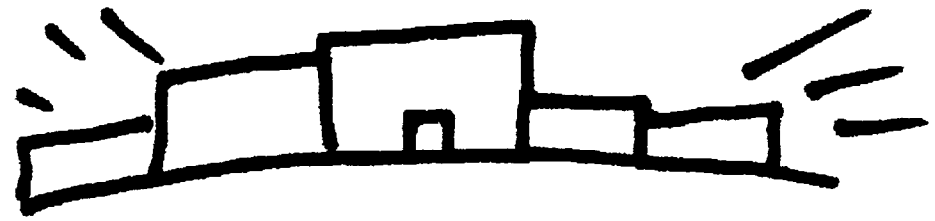


The Lord of Glory
sets us apart for
God's right ways.



Lord of Glory,
keep me on God's
right path!


An ordinary building
set apart by the
Lord of Glory



An ordinary hill
set apart from
all other hills!

Lord of Glory, I give you my first and best!

An ordinary people
set apart to the Lord of Glory!



My time!

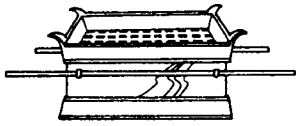
My heart!

My money!

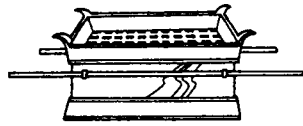


Equipment for the Millennial Temple

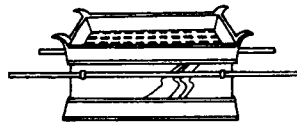
(Eight sets to be used with the 3EZE34ECGF2 temple layout.)



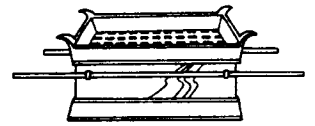
Altar of Burnt Offering



Altar of Burnt Offering



Altar of Burnt Offering



Altar of Burnt Offering



Ark of Covenant



Ark of Covenant



Ark of Covenant



Ark of Covenant



Lampstand



Lampstand



Lampstand



Lampstand




Table for Bread




Table for Bread




Table for Bread




Table for Bread



Altar of Incense



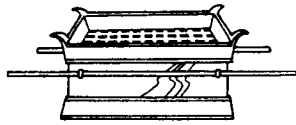
Altar of Incense



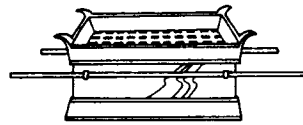
Altar of Incense



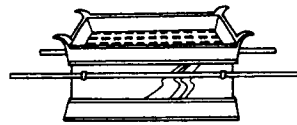
Altar of Incense



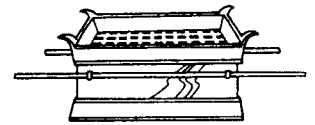
Altar of Burnt Offering



Altar of Burnt Offering



Altar of Burnt Offering



Altar of Burnt Offering



Ark of Covenant



Ark of Covenant



Ark of Covenant



Ark of Covenant



Lampstand



Lampstand



Lampstand



Lampstand



Table for Bread




Table for Bread



Table for Bread



Table for Bread



Altar of Incense



Altar of Incense



Altar of Incense





Altar of Incense

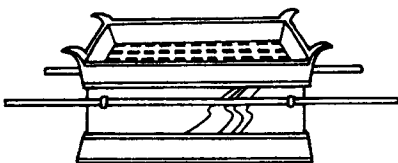
3EZE34ECGF6

Holy Hill

Add these pictures to the 3EZE33ECGF9 field.
The holy hill in Jerusalem will be set apart
to God, and it will be called
"The Lord is there!"




Altar of Incense



Altar of Burnt Offering



Lampstand



Ark of Covenant





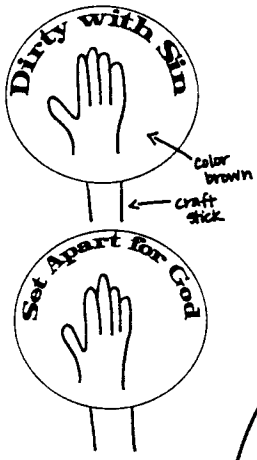


Table
for
Bread

3EZE34ECGF7



Set Apart for God Reminder




Dirty with Sin

Set Apart for God

We want to give our best to the glorious Lord.




Talk about what the children are doing in the pictures.
How do we know if they are doing their best work for God?
What might happen if they don't give their best?



Draw a picture of you doing your best at home.

Jobs People Do



Talk about the jobs these people are doing. How do they do their best on the job?
What happens if they don't do their best work? How can we do our best at home?
Who sees and knows if we are doing our best or if we are making excuses?