

March 23, 1997

Ezekiel 4-7

4's, 5's & K

3EZE28PK

Praise the Lord of Glory!

Materials I Need:



Memory Work:

The Prophet - *Ezekiel*

The Principle - *Praise the Lord of Glory with words and actions.*

The People - *Israelites living in exile around Babylon*

God's Attribute - *God is the glorious Lord.*

Aim Questions:

1. What is the name of the prophet we learned about today? (Ezekiel)
2. Where was Ezekiel living when God asked him to be a prophet? (Babylon, by the Kebar River)
3. To what people was Ezekiel prophesying? (The Israelites called exiles who were living away from their own country of Israel)
4. What did God ask Ezekiel to do to show how He felt about the Israelites' sins? (God asked Ezekiel to be tied with ropes as he lay on his left side for 390 days and on his right side for forty days. Ezekiel would feel the heavy weight of the sin of Israel.)
5. Why did Ezekiel only get to eat about a cup of food a day? (It would be an action that would show the exiles what kind of punishment would come to the Israelites in Jerusalem when the Babylonian soldiers kept food out of the city.)
6. Does the Lord of Glory want you to know Him and His glory? (Yes)



Hook:





The "Prophet" Center: (3EZE28ECGF1) Request from the Children's Department the small model of a door with a lock and key. Make an Ezekiel hand puppet by taping his picture to the front of a paper bag. Hide the puppet behind the door. On class day, let the children take turns knocking on the door, asking, "Who is there?" and opening the door with the key. Some may be able to say the name of the prophet. Help those who cannot. "Talk" to the prophet, and ask questions. Have the puppet answer the questions. "What are you doing, Ezekiel?" Answer, "I am telling the Israelites in exile God's sweet words." Ask, "What are you saying about God?" Answer, "He is the Glorious Lord!" Review important facts from last week's story. Ask, "Ezekiel, what did you see from God by the river?" "I saw God's great and beautiful Glory!" Ezekiel can volunteer, "From that time on, I only spoke God's words; the rest of the time I was silent." The children and the teacher can take turns holding the puppet and answering the questions or the children can simply watch the teacher, depending on the children's knowledge and ability. Use this time, however, to encourage dialog with the children as much as possible.



The "People" Center: (Last week's 3EZE27ECGF7) The people in Bible times knew the meaning of the word "watchman." They knew because every day in Jerusalem, the people passed the watchman of the city. If the watchman was doing his job, the city would be safe. When the Israelites were taken away to Babylon, they were not listening to the prophets who were warning of danger. God sent the prophet, Ezekiel, to be His watchman. Ezekiel would be the watchman who would warn of the danger of sin in the people's hearts. Let the children color the GF7 pictureTalk about the job a watchman had in the city, using the GF7 pictures the children started last week. Order a few new

copies to give to the children who were not at Bible School last week. We will add to the picture after the Bible Adventure today.


 **The "Place" Center:** The Israelites were taken away from their homes and made to live in a far off place. They could move around in the city of Babylon but they had to be the slaves of the soldiers and other Babylonians. Set up a model Babylonian city. Put a rope "fence" around a large area. Teachers can wear play suits of armor or fancy bath robes and pretend to be bossy Babylonians. Note, there are a few pieces of play armor available from the Children's Department. Bring play dishes, brooms, blankets, etc. Set up several centers inside the roped fence telling the children to make the Babylonians' food, sweep their floors and make their beds. This will be the pretend city of Babylon and the children cannot leave.

 **"Who Is God?" Center: (Last week's 3EZE27ECGF5)** Use rhythm instruments again as the children sing about God's glory. Ezekiel saw a picture of God's glory. Show the GF5 picture of God's glory from last week. Ezekiel said, "God is the glorious Lord!" He is great and marvelous! He is beautiful and light! He is glorious!" We praise God when we remember these things about Him. Choose songs that have these attributes and take time to praise God with song. Use any of the songs in this or past lessons.





Book:


Presentation Ideas -


 **(3EZE28ECGF1)** Use the puppet you made for the "Prophet Center" to help tell the story. Wrap ropes around the puppet. Fill the bag with rocks as you tell of the weight of the Israelites' sin. Draw a picture of Jerusalem on the back of the paper bag to show what Ezekiel was doing when he drew on the clay tablet. Clay is similar in color to the paper bag.

 **(3EZE28ECGF2 picture of Ezekiel drawing Jerusalem on a tablet and 3EZE28ECGF3 or Ezekiel tied with ropes. Use pictures from last week's story as a review)** Have the Children's Department enlarge the GF2 and GF3 pictures so that each picture fits onto a 9" x 13" sheet of construction paper.

 Use visual aids to tell the story. Draw on a magic slate when telling about Ezekiel drawing on a clay tablet. Fill a grocery sack with canned goods to show the weight of sin. Before class, count out 390 beans or wheat kernels. Show the children one bean or kernel. This will represent one day. Then show the pile of 390 beans or kernels. Ezekiel stayed on his left side tied with ropes for 390 days. Scoop out one-third cup of kernels to show how much food Ezekiel could eat at one meal. This may be what a two-year-old eats, but it is not enough for a man. Ezekiel would get thinner every day.

 **(3EZE28ECGF4 & 3EZE28ECGF5 copied back to back)** Show the picture of Ezekiel getting thinner and thinner. Ezekiel got thinner because he did not eat very much food. Show the picture of God's glory getting thinner and thinner. Although God really stayed the same, the people saw less and less of God's glory because they were turning their hearts away from Him.

 **(3EZE27ECGF10 from last week's lesson)** Cut out the two mouths and tape them back to back on a popsicle stick. When Ezekiel is prophesying God's words, show the normal mouth. In this lesson, Ezekiel is doing two actions rather than speaking. Show Ezekiel's tongue stuck to the roof of his mouth.

 Use this act-out prayer again, to quiet the children. "Open my ears to hear Your Word" (Point to ears.) "Open my eyes to see Your ways." (Point to your eyes.) "Open my hands to show Your love." (Hold out hands.) "Open my mouth to tell your praise." (Point to mouth.) "Open my heart to love You more!" (Point to heart.)

Bible Adventure -

Review: What is the name of the prophet we heard about last week? Ezekiel. (*Sing "Ezekiel was a Prophet."*) Ezekiel was living by the city of Babylon sharing God's words, called prophesying. Ezekiel was prophesying to the Israelite exiles who had been taken from their homes around Jerusalem as

slaves to Babylon. *(Show the picture of Ezekiel's vision.)* Ezekiel had seen the glory of the Lord and was humbled to his knees. We can't see the Lord God right now, but if we could, we would have to shield our eyes because He is so bright and shining.

(Show the picture of Ezekiel eating the scroll.) God asked Ezekiel to eat the scroll and then Ezekiel knew that God's words are sweet. People who listen to God hear His sweet words of comfort. People with stubborn, dirty hearts don't like to hear God's words. They want to do things their own way. Ezekiel was glad to share God's words. He praised the God of glory! He would speak God's words when the Lord told him to speak. *(Show the two mouths on a popsicle stick.)* He would be silent, with his tongue stuck to the roof of his mouth, when the Lord did not give him words. Ezekiel shared only God's words. Those words are right here in the Bible.

(Show the picture of the watchman.) God told Ezekiel that He would be a "watchman" for the people of Israel. Who remembers what a watchman does? Yes, he watches to see if any danger is coming. The watchman of a city stands on the wall of the city throughout the day and night. He looks all around, as far as his eyes can see, to see if an enemy is trying to sneak in the gate to hurt people or steal from them. If the watchman sees an enemy, he quickly warns the people of danger. The people close the gates to keep the enemy out. A watchman keeps alert, with good eyes, to warn people of danger.

Ezekiel was "watching" the danger that was coming to Jerusalem because the Israelites didn't listen to God's words and obey them. They were sinning and doing wrong things. The Babylonian soldiers would be coming to steal the city away from the Israelites. Along with God's other true prophets, like Jeremiah and Zephaniah, Ezekiel was trying to warn the Israelites that danger was coming. He wanted them to listen to God's Word and do it. The Israelite soldiers could close the gates of the city but that would not help. The Israelites needed to listen and close their hearts to sin. They needed to stop doing wrong and learn to do right. They had heard those words so many times before but they didn't want to listen. God decided to give them pictures to see to help them understand the danger that was coming. I wonder what is going to happen next! How is God going to give the Israelites the right pictures?

First, God told Ezekiel, "Here is how I want you to warn the people of danger. Take a clay tablet (a piece of soft stone) and draw a picture of Jerusalem on it. Then draw the Babylonian soldiers with their tents camped around Jerusalem, trying to get in. Build a ramp up to the wall so the soldiers can climb over the wall. These pictures you draw will help the Israelites understand the danger that is coming because they won't change to God's right ways."

Secondly, God gave Ezekiel an action to do that would show the Israelite exiles what was happening to Jerusalem and the danger that was coming. God told Ezekiel to lie on his left side for 390 days, tied up with ropes. The only time the ropes would be untied was when Ezekiel cooked a little food and drank a little water. Three hundred and ninety days is a very long time, over a year! God said to Ezekiel, "After the 390 days are over, then I want you to lie on your right side for forty more days. For all of the days you are lying on your left and right sides, you will feel the weight of the sin of Israel and Judah." Ezekiel would feel the heavy weight of the bad things the Israelites were doing. *(Put a picture of an idol on Ezekiel.)* Ezekiel felt the weight of their worshipping the Baal idol. *(Put a picture of coveting on Ezekiel.)* Ezekiel felt the weight of all the Israelites coveting and wanting other people's fields. *(Put a picture of stealing on Ezekiel.)* Ezekiel felt the weight of the stealing that was going on in Jerusalem. He felt the weight of their lying lips. For 390 days on his left side and forty days on his right side, Ezekiel was tied up and felt the weight of sin on him. He felt awful because sin feels so awful.

We all know how terrible sin feels. It is the "uh-oh" feeling you get when you have done something wrong. When you disobey your parents by not staying in the yard, you have to take the consequences of staying in your room and not watching TV. Maybe you have been told not to jump on the bed. When your parent asked if you were bouncing on the bed, you might lie and say "no." You know it is wrong to lie. You disappoint your parents and have to take the consequences of punishment for not telling the truth. It makes us feel awful to sin.

Ezekiel was giving the Israelites a picture of what continuing to sin would do to them. For the third picture, the Israelites watched Ezekiel get thinner and thinner. God asked him to eat only one cup of grain each day. *(Show a cup of grain.)* When a big man eats this much food a day, he gets a little thinner every day. *(Show a picture of Ezekiel getting thinner and thinner.)* Ezekiel felt hunger pains and got thinner to show the Israelites in Jerusalem why they were getting thinner and thinner. When the soldiers came to take the city, they wouldn't let anyone bring food into the city, so the people grew

thinner every day. Children were crying, "I'm hungry! Please give me bread!" But there was no more bread to be found. The Israelites were hungry when they went to bed and when they got up in the morning.

Ezekiel was using pictures and actions to warn the Israelites to turn from their sin to the Lord of Glory. The map of city with soldiers camped outside, Ezekiel lying on his side with the weight of their sins on him and Ezekiel getting thinner with very little food were the pictures that God gave the Israelites to help them see that they should quit sinning. They should be thanking and praising God for caring enough to give them pictures. They should praise God with their mouths and with their actions. Did they stand up and clap and sing to God and thank Him? No! Did they quit sinning and start acting right by being obedient to His word? Not yet!

Are those things that we can do? Yes! Can we stop doing wrong and learn to do right? Can we put God's words into action? Yes, if we know the Lord of Glory! Tell me some ways you can obey God's words and put them into action. When you tell the truth, obey Dad and Mom, share your things, say kind words, listen to the Bible and play cooperatively with your friends, you are putting God's words into action. We can thank the glorious Lord for loving us and giving us His words in the Bible. We can thank and praise God just because of who He is, the all-powerful, everywhere present, loving God. We praise the Lord of Glory when we tell a friend about Him.

Ezekiel was showing the people with God's pictures that they should turn from their sin to the Lord of Glory. God said, "I want these people to see My glory, as you did by the river. I want them to worship Me as the Lord of Glory.

Prayer: Dear Lord of Glory, I know who You are because Ezekiel says that You are the Lord of Glory. I always want to live in Your glorious, right ways. In Jesus' name, Amen.



Look:



Puppet Center: (3EZE28ECGF1) If you haven't done so already, have each child make and color an Ezekiel puppet by gluing the face of the prophet to the bottom of a small, paper bag. Have the Children's Department cut out the prophet faces ahead of time and let the children assemble the craft. Then tape a length of twine around the puppet. God told Ezekiel to lie on his side tied with ropes to show the Israelites how disobedient they were being. Use double stick tape and stick a few pieces of rice onto the puppet. Ezekiel only had one bowl of rice or grain to eat a day. He got thinner and thinner. When the Israelites turned away from God, their hearts became harder and harder towards God.



"Turn From Sin" Plate Craft Center: (3EZE28ECGF6) Help the children glue the pictures to a paper plate. Color the pictures after they are glued. Assemble the plate front according to the directions. Have the children repeat, "Know the Glory of God!" as they turn the wheel on the front of the plate. Ask what right action the people in the pictures are doing.




Measuring Center: Request the large blue bin filled with rice. You will need a large blue tarp, also. Bring small containers and one cup measuring cups. In the classroom, place the large rice bin on top of the blue tarp on the floor. Let the children fill the containers with rice using the measuring cups. After a while, pour out half the full containers and tell those children that they can only have one cup of rice to put inside their containers. You should now have half the containers full and half with just one cup. Ask who has more rice. Ezekiel could only eat one cup of rice in one day. God told him to eat no more.





"Clay" Tablet Center: Gather together dark, flat stones. The children can draw on the stones with chalk (white and light colors). The stones can represent Ezekiel's clay tablets and also the hard hearts of the Israelites. The light chalk can represent Ezekiel's writing instrument as well as the light of God's glory. See if the children can draw the Jerusalem wall with tents camped outside.





Kitchen Center: Bring a rice cooker or make instant oatmeal in your "kitchen." Carefully measure out one-third cup of rice or oatmeal for each child. This is how much food Ezekiel could eat at each meal. This was not enough food for Ezekiel. He got a little thinner each day.


 **Bible Adventure Review Center:** Place all the visual aids you used during the story on a table and let the children explore the details of the story themselves. Let them draw on the magic slate the picture of Jerusalem. Let them fill the grocery bag with heavy cans and try to lift the sack. Let them pretend to count the beans or kernels, ending up at the number 390! If you are afraid the children will put the beans in their mouths, use two old calendars. Cut the days of one calendar into squares and let the children place these onto the squares of the other calendar. Have the children re-tell as much of the story as they can using the visual aids.


 **Watchman Activity Center:** Place different objects that help us "see" better inside a sack. These could include binoculars, magnifying glasses, reading glasses, sun visors, a horn, and a Bible, God's words. Ask, "Which of these do you think a watchman of a city might use to protect a city? Which do you think Ezekiel needed to warn the Israelites of danger?"

 **"Lord of Glory" Coloring Center: (3EZE28ECGF7)** The children can color the picture of the two children praying to the Lord of Glory and the child walking away from Him. In the sound bubbles, write what each child might be saying that would show what was in their hearts. Give two examples if the children cannot come up with words on their own. For example, say, "I want that toy!" Then say, "Thank You for my toy." Have the children tell you which sentence belongs in which sound bubble. At the end, let the children place a Bible sticker in the center of the page to remind them how we know about the Lord of Glory and how He can help us walk in His right ways.


 **Fishing Game Center: (3EZE28ECGF8)** The Children's Department can cut apart the pictures of people making right and wrong choices. Request that each picture have a paper clip attached. You will need a toy fishing pole with a magnet tied to the end of the fishing line. On class day, have the children line up at one end of the room. Place the GF8 pictures with the paper clips at the other end of the room. Set the fishing pole near the pile of pictures. The children take turns running to the fishing pole trying to "catch" a picture of someone doing the right thing. The paper clip attached to the picture will cling to the magnet. Ask the child to tell you what is in the picture. If the child is doing something wrong, have them throw back the picture and try to "catch" a picture of someone doing the right thing. Doing what the Bible says is right is one way to praise God with your actions.

 **Missionary Center:** Set the children's chairs in a circle with the backs of the chairs facing the inside of the circle. The teacher stands in the middle of the circle with the class missionary poster and a handkerchief. Play music and have the children march around the outside of the chairs. As the children march, the teacher ties the handkerchief to one of the chairs from the inside of the circle. When the music stops, all the children find a seat. The child who sits in the chair with the handkerchief answers a question about the class missionary. "What is the name of the missionary? What does a missionary do? Does the missionary live far away, or close to our home?" Play the game again, choosing a new chair each time the music starts, with each new question. The last time you play the game, have the child pray for the missionary.

 **Snack Center:** Give each child a spoon of peanut butter to eat. Talk about how sticky it is in our mouths and how difficult it is to talk. In today's lesson, Ezekiel did not speak words because God gave him actions to do instead. He was tied with a rope for 390 days on his left side. Ask the children to lie on their left sides. Give them a small amount of wheat and ask them not to swallow it. Ask them to chew it until it becomes gum. It takes a long time to make wheat gum. Ezekiel was on his side for a long time. The Israelites had to wait a long time to have food during the Babylonian exile.

 **Quiet Center:** Wait until the wheat gum is ready by having a quiet time for five minutes or so. Tell the children to think about the beautiful, bright glory of God. We love God and want to praise Him with our words and actions. Teacher, you can silently pray for each of the children in your class as you also rest for the five minutes.

Songs:

 **Oh, How Wonderful**
Oh, how wonderful! Oh, how marvelous!

Is the Lord upon His throne.
Oh, how wonderful! Oh, how marvelous!
See His holiness aglow. (Is the glory of the Lord; He's so beautiful to me)



Oh, Turn From Sin (Tune: "Oh, When the Saints Go Marching In")

Oh, turn from sin. Oh, turn from sin.
Oh, turn from sin and know the Lord.
He loves, He cares, He's always right.
He's the great and glorious Lord.



Took:



KNOW & DO: (3EZE28ECGF9) We know Ezekiel obeyed the Lord of Glory even when it was hard. Being tied up with ropes and not having much to eat were difficult things. But Ezekiel remembered God's glory and obeyed. We do want to do what God says is right. Use a chalkboard and draw a figure of a child that resembles the child in this GF9 picture. On the inside of the child, write down the right actions the children tell you that they did this week at home or at Bible School. On the outside, around the child, write things the children think are wrong actions. Reinforce the fact that the Bible sets the standard of right and wrong. This GF9 page can also be used by letting the children choose one or more of the GF8 pictures to glue on their page. These pictures would be actions they want to do this week that will bring praise to God. Pray for each other to be strong to do the right things this week.



Review Aim Questions: The fishing pole can also be used to review the Aim Questions. Write the questions on pieces of paper and attach paper clips. Let the children take turns fishing for and answering the Aim Questions.



Watchman Review: (Last week's 3EZE27ECGF7 & last week's 3EZE27ECGF8) Take the pictures the children colored of the watchman and add the following details. Glue sandpaper to the wall. Glue cloth on the watchman's coat. Draw a black heart on the cloth. The hearts of the Israelites did not listen to God. Then fold over the picture of Ezekiel. He will then be on the front of the picture over the hard-hearted watchman. God sent Ezekiel to be the Israelites' watchman. Review the things a watchman did. Review how Ezekiel was a watchman sent from God.

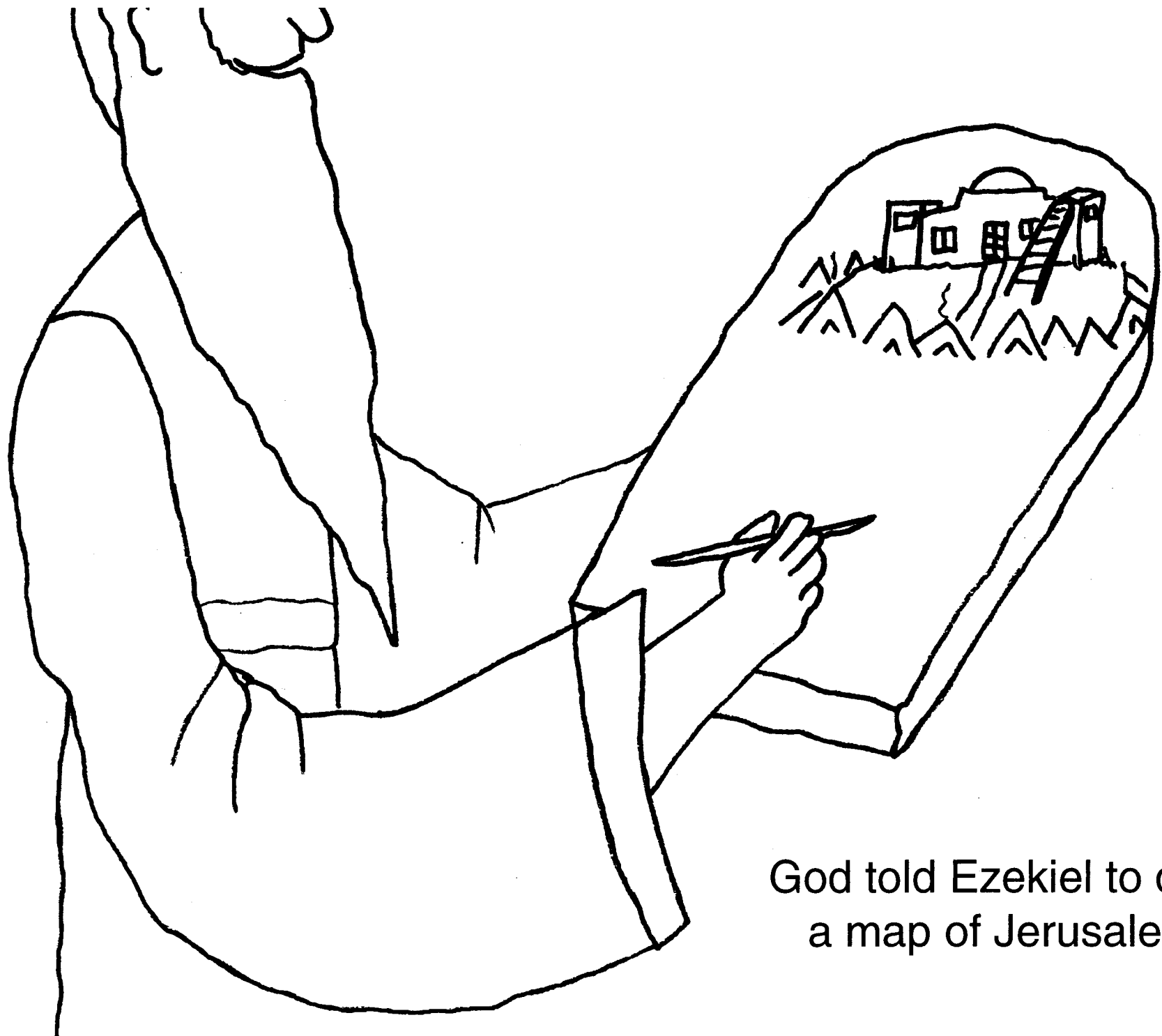


Ezekiel Worksheet: (3EZE28ECGF10) Who is listening to Ezekiel in the picture and who is not? Help the children circle the person who is listening. Talk about what is wrong with the people who are not wanting to listen. "Do you think they are worshipping idols? Are their ears closed to God's words? What do you think is in their hearts?" God told Ezekiel that most of the Israelites' hearts were stubborn and hard, not wanting to change to God's right ways.





Ezekiel Review Craft Center: (3EZE28ECGF11) Follow the instructions for assembling the heart craft. Place the necklaces around the children's necks. Practice saying the name Ezekiel when the picture of the prophet shows. Flip over the heart and say the "Lord of Glory."






God told Ezekiel to draw
a map of Jerusalem.

God gave Ezekiel an action to do rather than words to say.
God told Ezekiel to lie on his left side for 390 days.



Shriveled Hearts

When the Israelites turned away from the Lord of Glory, they had shriveled, hard hearts.




When the Israelites turned to the Lord of Glory, they had full hearts.




God told Ezekiel to eat one cup of food a day.





Before the Babylonian siege, the Israelite families had plenty of good food to eat.



After the Babylonian soldiers camped around Jerusalem and kept anyone from bringing food into the city, the Israelite families got thinner and thinner.











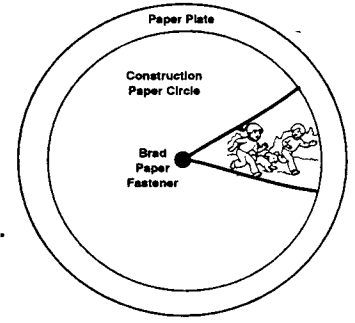
The more we love idols, the more trouble we have seeing the glory of the Lord.








"Turn from Sin" Plate Craft Center:

(Two sets of pictures included on this page)

Cut out the pictures and let the children glue them around the edges of a 9-inch paper plate. Color the pictures after they have been glued. Cut a pie-shaped "window" from a 6 1/2-inch round piece of construction paper. Attach the circle to the paper plate in the center with a brad paper fastener. The children can turn the window to the pictures and explain what good actions the people are doing in the pictures.








3EZE28ECGF8







**Ezekiel is telling God's words. What do you think he is saying?
Circle the people who are listening and want to change to God's right ways.**

Ezekiel Review Necklace Craft Center

Glue the hearts back to back.
The children can practice turning their
hearts from front to back, saying the words.

