

May 4, 1997

4's, 5's & K

Praise the Lord of Glory!

Ezekiel 33-39

3EZE33PK

Materials I Need:

Memory Work:

The Prophet - *Ezekiel*

The Principle - *Praise the Lord of Glory with words and actions.*

The People - *Israelites living in exile around Babylon*

God's Attribute - *God is the glorious Lord.*

Aim Questions:

1. What is the name of the today's prophet and where was he prophesying? (Ezekiel was a prophet to the Israelites in exile around Babylon.)
2. What does a good shepherd do for his sheep? (Leads them to water and food, protects them from danger)
3. Were the false elders and false prophets being good shepherds of their "flock," the Israelite people? (No. They only thought of themselves and didn't protect the people from the danger of worshipping idols. God's watchman, Ezekiel, was warning of danger.)
4. What was the vision Ezekiel saw? (He saw dry bones coming to life when God spoke. Only God can breathe life into people who are dead from sin.)
5. What action did God ask Ezekiel to do in today's lesson? (Ezekiel wrote on two separate sticks and brought them together as one, symbolizing the Israelites who would be brought back to one place with one good shepherd.)
6. Does the Lord of Glory give eternal life? (Yes) How do we praise Him for giving us His righteous life? (We praise the Lord of Glory with our words and actions.)



**Note to Teachers:** In this lesson, craft page numbers will include both EC (Early Childhood) and PK (Pre-Kindergarten) numbers. They will be in sequence but there may be both a 3EZE32ECGF1 and 3EZE32PKGF1. Make sure you are ordering the correct number.



**Hook:**

**Ezekiel Center:** (Last week's 3EZE32ECGF1) Cut out the Ezekiel face. Punch holes in the sides. Thread pieces of string through the holes to make ties. Let the children take turns wearing the mask and saying the name Ezekiel. What have we learned about the prophet? He was a watchman. He praised God with his words and actions. Today Ezekiel tells us about a good shepherd. What does a shepherd do? Bring a stuffed sheep from home, or make a flock out of cotton balls. Let the child who is wearing the Ezekiel mask use a shepherd's staff to keep the little sheep in line. The shepherd's staff could be something as simple as a pipe cleaner shaped like a hook. Let the class play with the sheep and take turns being the prophet.

**Play Dough Center:** Encourage the children to make sheep out of the play dough. We will hear about a good shepherd today. Pretend your table area is a map and put some of your sheep in "Babylon" (to the right of Jerusalem). Put some of the sheep in "Nineveh" (north and east of Jerusalem). "There are no sheep around Jerusalem right now because the bad shepherds weren't

watching for danger.” Also make bodies out of the clay. There are bones inside all of our bodies. Ezekiel will tell us about some bones in today’s Bible Adventure.

---

**Divided Nation Center: (Last week’s 3EZE32ECGF2)** Let the children color the map of the Middle East. Draw roads from Israel to Babylon and from Samaria to Nineveh. Color Judah and Samaria in different colors to show a divided nation. Show the children what the word “divided” means. Place the sheep you used at the Ezekiel Center on the map and use your hands to divide the sheep into two groups. Color the word Nineveh on the map. This is where the Israelites living in Samaria were taken. Then place half the play sheep on Babylon and half the sheep on Nineveh.

**Jerusalem Center: (3EZE33PKGF2)** The Israelites in Jerusalem suffered when the Babylonians came. There was little food to eat and the Babylonians killed many people. When the Babylonians took over the city, they left no Israelites living in Jerusalem. “How could Jerusalem ever come back to life? Would there ever be singing and dancing in the streets? It seemed so dead there.” In today’s story, however, we will hear how the God of Glory has power, even over death. He can make dead things come alive. Have the children make bodies by joining the pieces of “bones” together with brass brads. Have them find the bones in their own bodies. They can feel their wrists and knees and other bones in their bodies. We will learn that only God can give life to dead bones. Only God could make Jerusalem come back to life.

**Drawing Dem Bones Center: (3EZE33PKGF2)** Trace an outline of the children onto butcher paper as they come into class. Ask the Children’s Department to enlarge the GF2 bones and cut out one set for the children to add to the tracing. Have the children observe on their own bodies where the various parts should go. Then lay the body parts to the paper tracing or let the children try to draw them. God used bones from the body to help Ezekiel tell the Israelites in exile how Jerusalem would come back to life after seventy years.

**Who Is God? Center:** Ezekiel remembered the Lord of Glory. Ezekiel worshipped the Lord with his words and actions. God gave Ezekiel another vision to explain who God is. God used dead bones in His vision. In the Bible Adventure today, the teacher uses a balloon to illustrate the vision with the dead bones. At this center, draw a simple bone shape on the outside of a balloon with a black permanent marker. Show the “lifeless” object to the children. That is like it was in Jerusalem for seventy years. There was no life there because God’s glory had gone. Then blow up the balloon. The balloon has bounce to it. Let the children carefully bounce the balloon in the air. Take care that no child puts the balloon near his or her mouth. Keep the balloon from popping by controlling the energy level of play. God would keep His promise to bring life back to Jerusalem. There would again be music in the streets and children laughing and playing.

**Oneness and Unity Center:** In today’s Ezekiel lesson, we learn that God would again gather all the Israelites back to one place under one good leader, the Good Shepherd. Unity and oneness should be emphasized. To illustrate this, ask a husband and wife to stand together. Ask the husband and wife their first and last names. They are two different people, with two different first names, but they have the same last names. They are in one family. They live together in one house under the leadership of the husband. After you have talked about the oneness of God’s plan for families, gather all the children close together and talk about how we are all one church family. We have different last names but we belong to God’s family and to one church family. God brings us together, like sheep in a flock, to help each other and protect each other. The elders of our church are supposed to be good shepherds who watch out for dangerous idolatry.



**Book:**  
**Presentation Ideas -**

Show the **3EZE33PKGF1, 3EZE33ECGF2, 3EZE33ECGF3, 3EZE33ECGF4, & 3EZE33ECGF5** pictures to the children as you tell the Bible Adventure.

Teach from an open Bible in your lap.

Use the balloon to illustrate life being “breathed” into something dead.

Dress as a shepherd and tell the story in first person. Pretend to be the shepherd telling exactly how you care for your sheep. Transition into Ezekiel by taking off the shepherd costume and putting a picture of Ezekiel around your neck.

**(3EZE33PKGF2 or 3EZE33PKGF3)** Show pictures of the inside of the human body that are not scary. The children's librarian can help you find an age-appropriate book.

### ***Bible Adventure -***

Who can tell me the name of God's "watchman" for Israel? (*Ezekiel*) God had given Ezekiel visions to see, words to say, and actions to do to warn the Israelites of the danger coming to Jerusalem. (*Show any pictures of visions or actions that might review the book of Ezekiel.*)

Let's talk about what it was like for the Israelites at the time Ezekiel was writing this book. The Israelites in Jerusalem had sinned and done wrong. Who remembers what they were doing that was wrong? Yes, they were worshipping idols and praying to them instead of to the one true God of Glory. They were thinking of themselves and hurting people with their words and actions. They deserved punishment and God was bringing it by letting the Babylonians take them captive. They were taken as exiles to Babylon. They had left their home of Israel. At this time, Israel was a divided nation.

When the Israelites were taken captive, Jerusalem was dead. No one was living there. No one was working in the fields. You could not see life anywhere. It really looked dead. Babylonians had killed many Israelites and many died from not having enough food. Sin had ruined Jerusalem.

God told Ezekiel that the Israelites were like sheep who had gotten lost and wandered away from the shepherd. When a sheep wanders away from the shepherd, a wolf comes along, grabs it and eats it up. Only the bones are left on the ground. Good shepherds love their sheep and take good care of them every day. They lead them to fresh, clean streams of water and to green pastures for food. When a sheep wanders away, the shepherd quickly goes to find it. When a wolf comes to grab a sheep away from the flock, the shepherd hits at the wolf with his stick, to make it leave the sheep alone. The shepherd is a watchman for the flock, watching for dangerous wolves, keeping the sheep safe.

The false prophets and false elders were not good shepherds because they cared more about themselves than they did for the people. They were supposed to protect the Israelites from danger. The idols were like wolves that would hurt the Israelites, but the false elders didn't hit the idols and break them with their sticks. Instead, they prayed to them in God's temple. When there was not enough food in Jerusalem, they prayed to a food idol. When the Babylonian soldiers came, the false elders prayed to their idols rather than only to the true God. So the Babylonians came and destroyed Jerusalem.

God wasn't going to punish the sin of Israel forever. He promised to give the Israelites clean hearts. He promised the exiles that they would return home to Jerusalem and Israel. He promised that they would again live in their own land that produced crops to eat. What a wonderful promise! The Israelites would again know that God was the Lord of Glory, the true, all-powerful God. The people of all the nations would know that God is the glorious Lord.

God showed this to Ezekiel in a vision. The picture God put in his mind this time was of a valley full of bones. The bones were the bones of people who had died when the Babylonians had destroyed Jerusalem. God said to Ezekiel, "Can these bones come to life?" Ezekiel knew that only God can give life. He said, "Only you can give life." God said to Ezekiel, "Say to the bones, 'Dry bones, hear the word of the Lord. Come to life.'" As Ezekiel was obeying God, he heard a rattling noise and saw the bones coming together in the shape of a body. Then he saw the flesh, the muscles and the tendons appearing on the bones. Finally, he saw skin covering the body. It looked like a person, but there was no life in the body. It was still a dead body. God said to Ezekiel, "Say to the breath, 'Come into the bones, that they may live.'" That is what Ezekiel did and God breathed into the bones a breath of life. God had given new life to the dead bones.

The dead bones are like a person who doesn't have God's righteous life in her. That is what we are like before we know Jesus and have Him in our hearts. When Jesus comes in and God cleans our hearts, He makes us alive for Him. He breathes into us His Holy Spirit. He gives us a righteous, eternal life, forever. Then we are set apart from sin and set apart to God.

Here is a lifeless, limp balloon. When I blow into it, it comes alive and I can use it, play with it and it can bounce just like we were doing earlier. When Jesus comes into our life to clean our heart and help us live set apart for Him, He gives us life. He "blows us up" with Himself! We come alive and are useful for Him.

God revived the dead, dry Israelites. God was going to bring all the Israelites back together in Israel to be one nation rather than scattered as they had been. To help Ezekiel understand this, God said, "I am going to give you another action to do. Take two sticks. One stick represents Jerusalem and the Israelites taken away to Babylon. The other stick represents Samaria and the Israelites who were taken away to Nineveh. Now put the sticks together in one hand, making them like one stick. That's like what will happen to the Israelites who were taken from Samaria to Assyria (*Hold up one stick.*) and the Israelites who were taken as exiles from Jerusalem to Babylon (*Hold up the other stick.*)" God would bring them together in one place, Israel, to be one nation again. If I take milk and ice cream and mix it together in one glass, I get something good. I get a milkshake. God was going to bring together the Israelites from Babylon and the Israelites from Nineveh and make them one nation. They would have one leader, a righteous shepherd, who would lead them in the right way. There would be lots of sheep living on those mountains again. Crops would grow again! There would be life and hope again in Israel. What a happy day that would be, when the Israelites would have a Good Shepherd to take care of them. These were happy words that Ezekiel had to share.

**Prayer:** Dear Lord, You are the powerful Lord of Glory who breathes eternal righteous life into people who have been dead in sin. You are the Good Shepherd who keeps me safe from sin. Thank You, In Jesus' name, Amen.



### Look:

**Good Shepherd Banner Craft Center: (3EZE33ECGF6 & 3EZE33ECGF8)** Copy the pictures of shepherds and sheep onto white paper and cut them out. Let the children color their pictures and help them glue the pictures to a small felt pennant. The child can decorate their pennants with fabric scraps and yarn. Talk about Ezekiel's message to the Israelites. The Lord of Glory would someday gather together all the people as one nation under one Good Shepherd.

**Sheep Mobile Craft Center: (3EZE33ECGF8)** Gather the materials you will need. The children's workers will cut out the pieces for you, if you request it. The children can color and assemble the craft as you talk about what a good shepherd does and what a poor shepherd does. The Lord of Glory is the Good Shepherd who always takes the best care of us.

**Pretend Center Ideas:** Choose one or more of these ideas to act out details of the Good Shepherd message from Ezekiel.

1. Pretend to be one flock of sheep following one shepherd. Of course, you must be on all four legs. Pretend to be sheep eating grass and drinking water. Perhaps there will be sheep dogs who help the shepherd keep the sheep together. It is a good shepherd that protects the sheep with his own life. Pretend that one sheep falls and breaks a leg or gets caught in a bramble bush. The shepherd gently frees it from danger. If one of the sheep is lost, a good shepherd will go find it.
2. Act out Israelites disobeying, praying to idols and saying mean things to each other. Have an adult take the children "captive." One of the children can roll play Ezekiel giving out God's words. Today Ezekiel reminded the people that they would be cleaned and come together as one nation.

**Filling in the Skeleton Activity Center:** Use the paper tracing you made during the Hook time. Bring large pieces of cloth. Let the children cut out "clothing" from the scraps of material and glue them to the paper person. The way our clothing covers our bodies is the way our skin covers our bones. God used the vision of the bones to help the Israelites remember how the Lord of Glory gives life.

**Happy Day Craft Center: (3EZE33ECGF9)** Copy the empty field picture and let the children add details by drawing with color crayons and gluing pre-cut pictures from magazines to the paper. Cut out small pictures from a magazine of people, trees, fruit and sheep for the children to glue. God will

make the land beautiful again. He will bring the people together. There will be sheep on the mountains, water in the rivers and food for everyone.

**“Dry Bones” Activity Page: (3EZE33PKGF3)** God spoke to Ezekiel and the dead, dry bones came to life. The children can color the spaces with the dots and talk about how God is the only one who can make a person. He makes bones, muscles and skin but He does more than that. He breathes life into a person so that the person can think and love and obey. God would breathe spiritual life back into Jerusalem once more.

**Game Center:** Play “Duck, Duck, Goose” using the words “dead, dead, alive.” Help the young children to know exactly where to run.

---

**Two Hearts Craft Center:** Cut out two hearts that are exactly the same size from construction paper, approximately 3" each. One heart should be white; one heart should be black. Let the children glue the two hearts together, back to back or touching each other; let each child decide. The dark heart represents the dead, shriveled heart of the disobedient Israelites. The white heart represents the clean heart that the Lord of Glory made alive. Tape a deflated balloon to the black heart. Slightly blow some air into another balloon. Some of the children may be able to get some air into the balloon with your help. Tie off the end of the balloon so the air is trapped. Help the children draw a sheep's eyes, ears and fleece on the balloon. Tape the inflated balloon onto the white heart. God will breath life into the nation of Israel.

**Missionary Center:** Place a picture of the missionary on the face of the butcher paper tracing you have been using. Show the children how we are really one with the missionary because we both love and worship the true God of Glory. Pray for the missionary.

**Snack Center:** Serve popcorn and yogurt-covered pretzels for a snack. These foods remind us of the bones in our story today. Make bodies out of popcorn and pretzel “bones.” Popcorn becomes white and fluffy when it is popped. The bones, which are white, came to life in Ezekiel's vision. Ask the children to think of the names of people who loved the Lord of Glory and would be able to go back to Jerusalem. Pretend that the individual popped popcorns are the prophets who loved God. Put the hard kernels that refused to pop aside, pretending that those are the false prophets and false elders. Sing the popcorn song.

**Quiet Center:** Have the children spread out on the floor like the sheep of Israel. The sheep can rest their bodies for five minutes. At the end of quiet time, the teacher pretends to be a shepherd gathering the flock together.

### Songs:

**Popcorn Song:** Talk about how popcorn is hard and “dead” but when heat is brought to it, it becomes white and fluffy. The dead bone became “white” and alive. The Israelites would become one nation and stay alive. To the tune “I'm a Little Tea Pot,” act out the following:

I'm a little popcorn in the pot. (Crouch on the floor)

When I get hot, then I pop. (Jump up)

When I'm white and fluffy, then I'm done. (Jump and hold arms out to form a kernel)

Popping corn is lots of fun. (Clap and jump in place)

### Dem Bones

Dem bones, dem bones, dem dry bones (3 times)

Now hear de word of de Lord.



### **Took:**

**Know & Do: (3EZE33ECGF7 & the lion from 3EZE33ECGF6)** We know Ezekiel said that God promised to bring the Israelites back together as one nation with one Good Shepherd. We know that Jesus is the Good Shepherd about whom Ezekiel was writing. We do want to be part of His righteous flock. We can all be part of God's family "flock." We can praise the Lord of Glory for sending Jesus to be our Savior and Shepherd. As the children color their pictures, add cotton to their sheep and brown construction paper bits to their sheepfolds and talk about how thankful we are for what the Lord Jesus does to watch over us. He gives us parents to help us. He gives us the Bible to teach us. Glue a picture of Ezekiel to the picture to remind us how thankful we are for God's Word in the book of Ezekiel. Glue the lion to the back of the page rather than the front to remind us that God keeps us away from the dangers of sin.

**Review Game:** Review the Bible Adventure and all the wrong things the Israelites had been doing. Have the children line up against a wall facing the teacher. The teacher makes a statement about the Bible Adventure or the Israelites and calls on a child to tell if it is true or false. When someone gets a right answer, he or she gets to take a step forward. Use statements like, "The Israelites were worshipping idols" or "Ezekiel was a prophet." The game is over when a child reaches the teacher.


**Listen and Clap Game:** As you repeat words like Ezekiel, sheep, shepherd, Israelites and other words the children heard in the Bible Adventure today, the children can clap their hands. If it was not a word used in the Adventure today, the children do not clap.

**Reading Center:** Look at library books about sheep and review what we learned today in our Bible Adventure. We are like sheep that need the Lord of Glory to care for us. Address questions and curiosities the children may have. Pray for wise answers. Also, there are books about the Good Shepherd available at the church library. Stop by the church during the week or have the Children's Department choose a title for you.



**Aim Question Review:** Write the Aim Questions on separate pieces of paper. Place the papers at the bottom of a container. Then fill the container with styrofoam "popcorn." (The appearance of the styrofoam is like that of a sheep's fleece.) Let the children take turns digging in the styrofoam and pulling out a question. Read and answer the question that has been chosen.

## Jerusalem Center

Copy one sheep per child. Cut around the sheep's head, body and legs, being sure to leave plenty of white paper at the neck section of the body to fasten the head with a brass fastener. Legs are fastened to the back of the body.




Three brass fasteners to connect head and legs to body

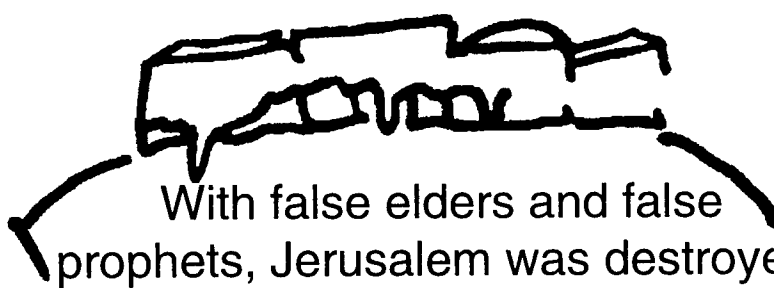


Lion can be used with 3EZE33ECGF7


People turned away from God to worship their own idols.



With false elders and false prophets, Jerusalem was destroyed.



The false prophets were like lazy shepherds who were laying on the grass, not doing their jobs. They let the sheep wander away and be hurt.



The false elders prayed to idols, leading the Israelites astray.



The false elders were not doing their job protecting the Israelites from danger.




The Israelites' hearts were dark and dirty when they turned to idols.




When there was no food, the Israelites prayed to idols for food.



**Ezekiel was  
God's true prophet!  
He warned  
of danger.**

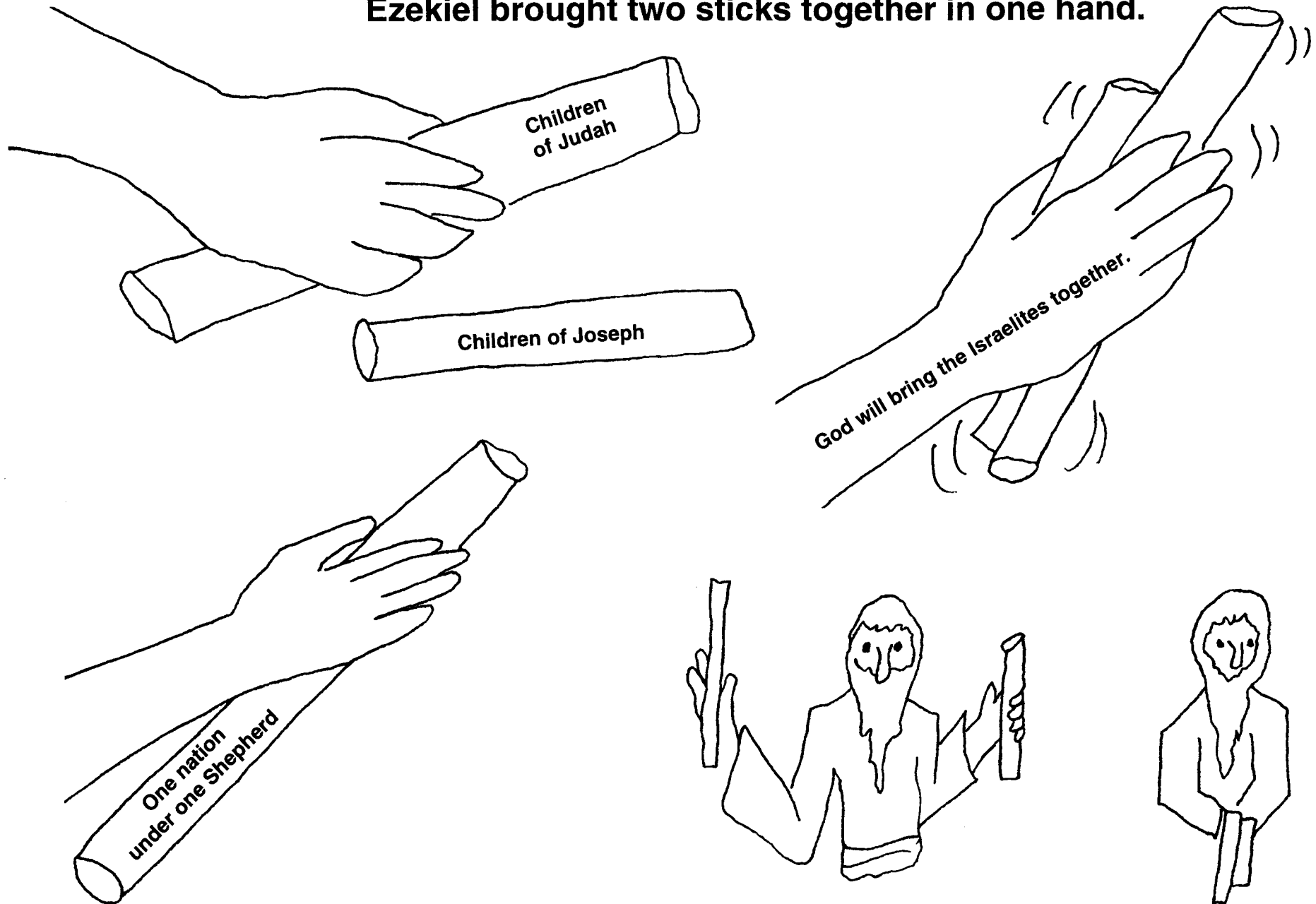


**The Lord is our Good Shepherd  
who protects us from danger.**




**"Stop! Come here,  
little sheep. You  
are in danger!  
I will save you!"**

**Ezekiel brought two sticks together in one hand.**



**God would bring the scattered Israelites together in one land, Israel.**



There will be crops  
in the fields.




There will be sheep  
on the mountains.

There will be  
one Good Shepherd

**What a happy day!**






## Sheep Finger Puppets

Use scissors to cut a round shape from a 3-inch square of craft paper for the sheep's body. For legs, roll and glue four 1 1/2" x 3" paper strips into cylinders. Make them wide enough to fit your children's fingers, so they can walk the puppet around. Attach each leg to the body with a piece of masking tape, pressing one end inside the cylinder and the other onto the back of the body.

Cut out a smaller circle for the sheep's head. Glue on googly eyes and distinguishing details, such as a pom-pom nose and cotton balls for wool.




## Sheep Banners

Copy and cut out the patterns for the mobile hanging onto white paper. Let the child color the pictures and glue them to a small felt pennant. The child can decorate with fabric scraps, buttons and yarn.


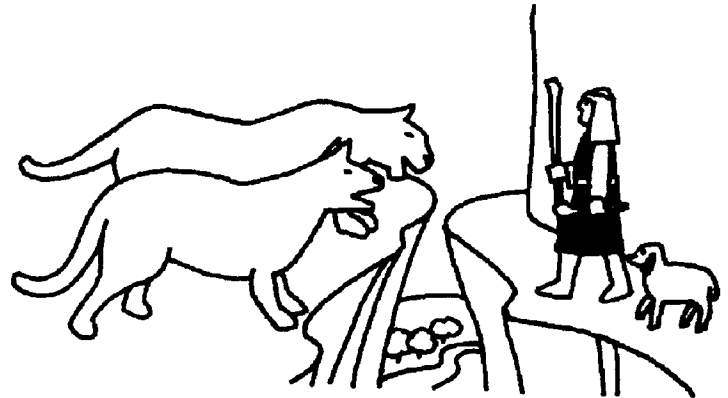


Talk about how thankful the Israelites would be to have a good shepherd taking care of them. Talk about the Lord being our Good Shepherd.


The Lord Jesus  
is our  
Good Shepherd



# Sheep Mobile


See if you can explain what the good shepherd is doing in the pictures. Then color, cut and glue the pictures to construction paper, if desired. Attach yarn in varied lengths to the top of three or more pictures. Tie the yarn to the long "bar" of a plastic clothes hanger.







Shepherds who love their sheep  
are always watching for danger.



*God said, "Can these bones come to life?"*

*God told Ezekiel to say, "Dry bones, hear the word of the Lord."*

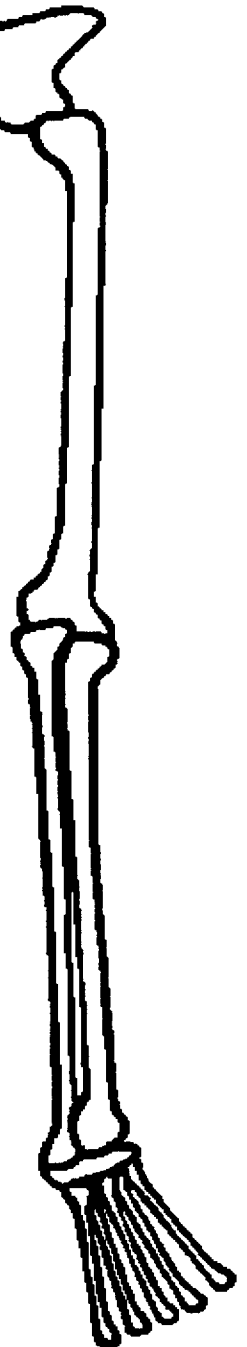
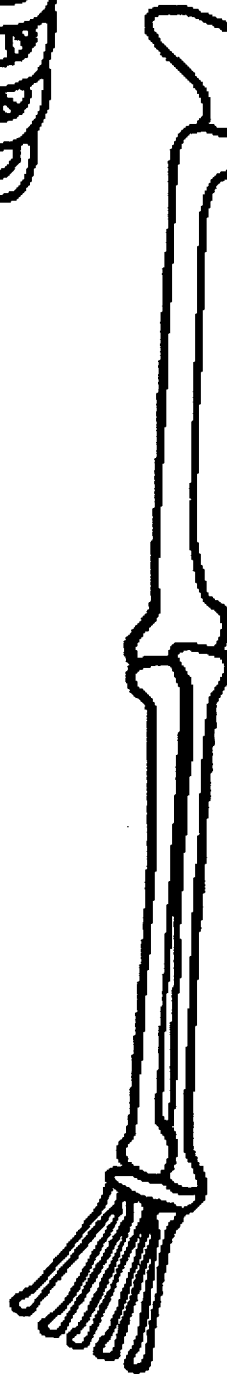
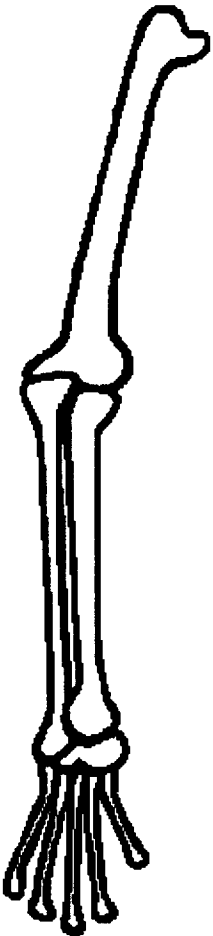

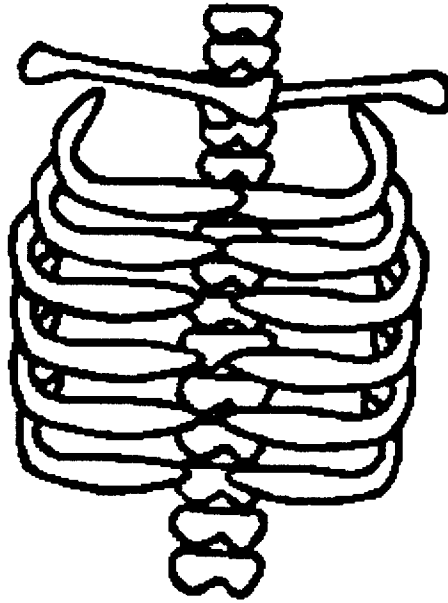
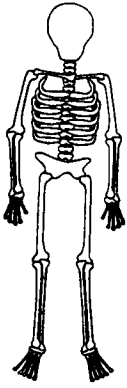
The dry bones came together to make bodies but there was no life in them.

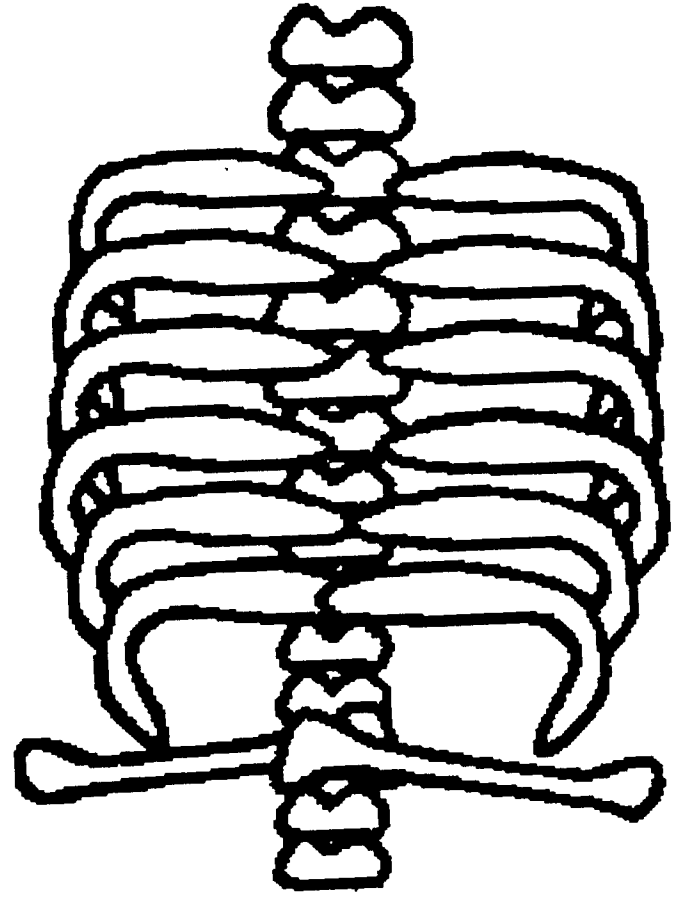

*God told Ezekiel to say to the breath, "Come into the bones, that they may live."*

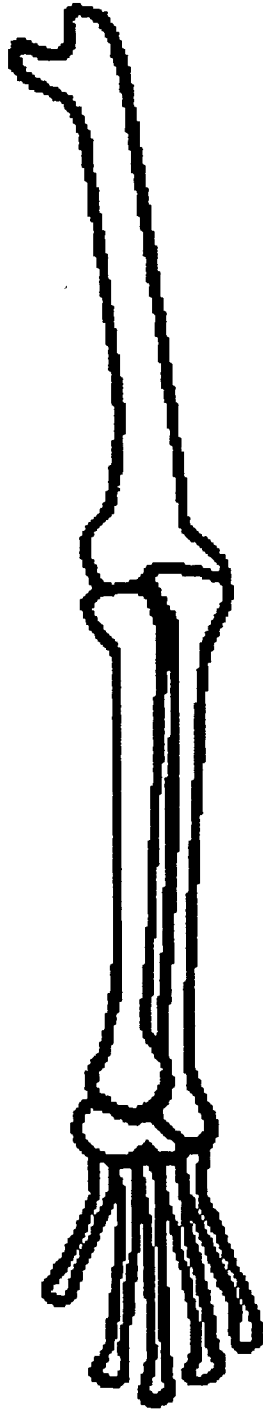
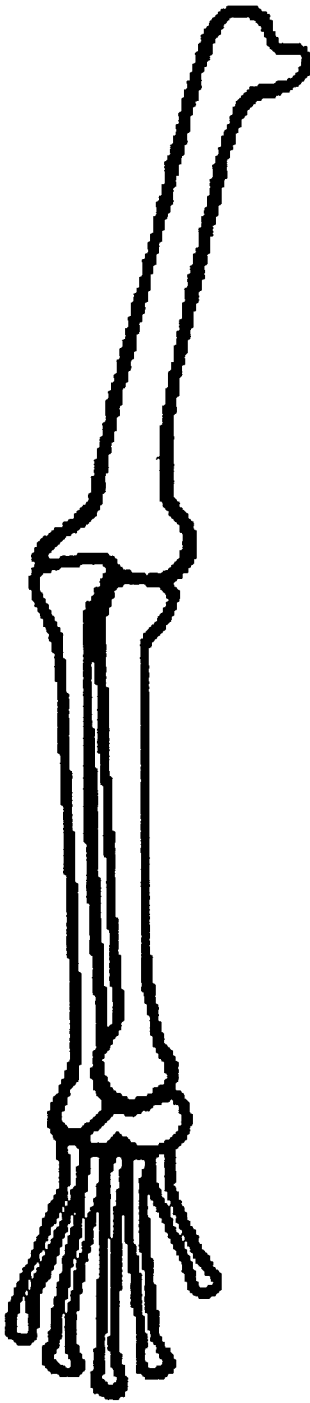
Only God can bring a person to life.  
When God breathes His Holy Spirit into a person, that person has eternal life.  
He or she is set apart for God forever.

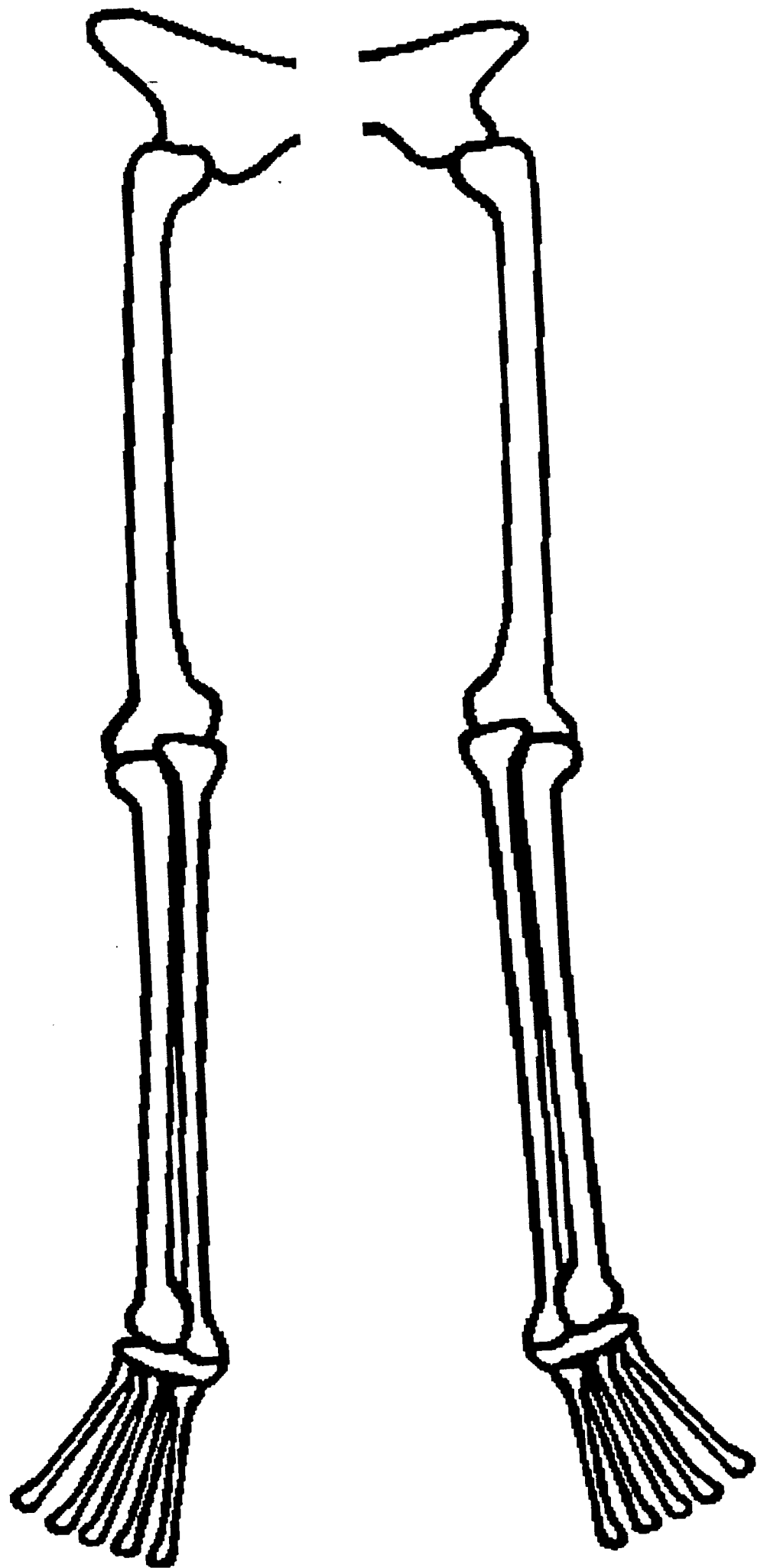
# Bones Centers

These bones can be enlarged for the Hook Drawing Dem Bones Center or Jerusalem Center.



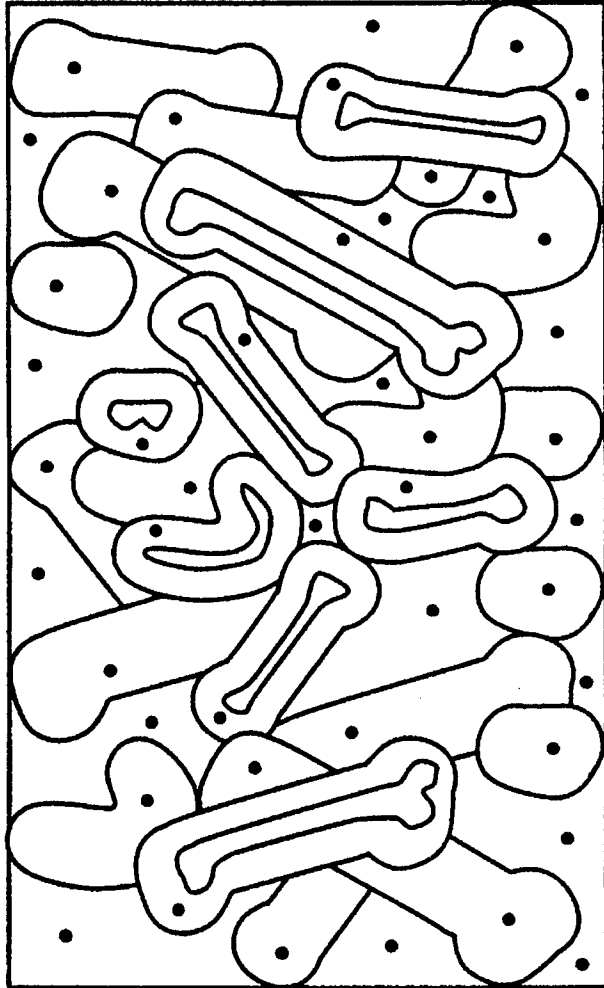




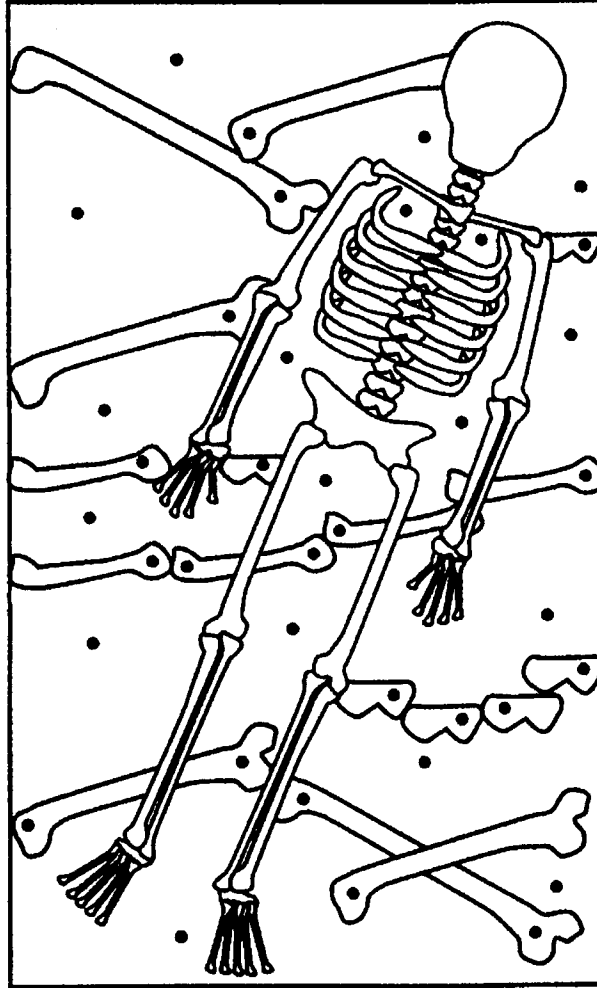


# God spoke to Ezekiel and dry bones came to life!

Color the spaces with a dot ●.



Before Ezekiel spoke.



After Ezekiel first spoke.



After Ezekiel spoke again.