

April 27, 1997

Ezekiel 25-32

4's, 5's & K

3EZE32PK

Praise the Lord of Glory!

Materials I Need:

Memory Work:

The Prophet - *Ezekiel*

The Principle - *Praise the Lord of Glory with words and actions.*

The People - *Israelites living in exile around Babylon*

God's Attribute - *God is the glorious Lord.*

Aim Questions:

1. What is the name of today's prophet and where was he prophesying? (Ezekiel spoke God's words to the Israelites in exile around Babylon.)
2. What actions has Ezekiel done that showed what God would do to Jerusalem? (Ezekiel drew a map of Jerusalem, was tied with ropes, dug a hole through the wall, and cooked a pot of meat.)
3. How were the Israelites treating God's name? (They acted like God's glorious name was no more powerful than an idol.)
4. Why was God going to punish the Philistines? (The Philistines took revenge on the Israelites.)
5. Why was God going to punish the king of Tyre and the Pharaoh of Egypt? (They were proud of themselves rather than praising God.)
6. What should we do rather than take credit for our abilities and skills? (Give the Lord the credit and praise He deserves.)
7. What are some things we can do to praise the Lord of Glory? (We praise God by our words and actions.)


 Hook:

Praise Pot Center: Bring supplies for a tea party. Include a non-breakable tea pot, some play tea cups, a lace tablecloth, some fabric napkins, napkin rings, and a "fancy" centerpiece. Let the children role play having a tea party. Point out the different places on the tea pot, like the handle and the spout. Sing "I'm a Little Tea Pot." After the children learn the tune, sing "I'm a Little Praise Pot" from the Look section. Remember that Ezekiel said to praise God with our words and actions. This song helps us to remember to do both.

Building Center: Bring boards, nails, hammers, tool belts, screws, and screwdrivers. Also bring "How to Build" books and pictures of completed wood crafts. Bring picture books of spectacular ships and boats. Let the children have fun "building" things with the supplies. Show the pictures and make comments like, "God gave people talent to make these," and "God gave you arms and hands to build things." Give God the credit He deserves for the creative process. There are people in today's story who will forget to credit God. What will happen to them?

Ezekiel Praise Puppet Center: (3EZE32ECGF1) Have the Children's Department copy the picture of Ezekiel for the children to color. It might be fun to decorate Ezekiel's beard with brown yarn pulled apart to look like stringy hair. Use either glue sticks or place double stick tape on the proper area.

Then, let the children cut out the face so the string hangs down freely. Glue the cut-out to a colored piece of cardstock. Have the children use their Ezekiel Praise Puppets to say the name of the prophet, the place he went, and the message about God that he preached. Use this time to do some informal one-on-one teaching and review.


 **Map Center: (3EZE32ECGF2)** Dress like an explorer with an Indiana Jones-type hat or a pith helmet. Have a Bible and the GF2 map in your hand. Explore the "land" with the children. In today's Bible Adventure, Ezekiel names several other nations around the ancient world that would also be punished by God. Set up the four corners of the classroom to represent each of the four nations. Color-coordinate the map with a tablecloth at each center. Have the children help you find the color of the "nation" you will visit by matching the color on the map with the color of the nation's tablecloth.

Map Table 1 - Edom Center: Set up the Betty Lukens felt board (check with Children's Department) and choose felt figures that will match the story of Jacob and Esau. These two brothers fought and tricked each other. Set out several people figures, animals, bowls, and tents. Designate two of the boy figures as Jacob and Esau. Remind the children that Esau moved away and had grandchildren who became the nation of Edom. Show the picture of Obadiah and remind the children that he went to Edom to tell the children of Esau that they were not being loyal to the Israelites. (Clap your hands twice as a reminder of the punishment that comes to those who don't praise the glorious Lord.)

Map Table 2 - Philistine Center: The Philistines lived by the Mediterranean Sea and fought with the Israelites for a long time, too. Do you remember King David and the giant, Goliath? Goliath was a Philistine. Make little balls out of old nylon pantyhose. Cut apart small lengths of the nylon and stuff the middle with quilt batting. Tie off the ends to form little balls. Each nylon pantyhose will make approximately four balls. On class day, let the children throw the balls at each other. This is play fighting. Play fighting does not hurt. The Philistines really did fight with the Israelites and it really did hurt them. God would punish the Philistines. (Clap your hands twice as a reminder of the punishment that comes to those who don't praise the glorious Lord.)


Map Table 3 - Tyre Center: This is actually a city on the map. Tyre was near the Mediterranean Sea. Help the children make simple boats out of cut up sponges. Poke a toothpick into the sponge, and then tape paper triangle sails on the toothpicks. Have a shallow pan of water at this center. Ask the children to try to say Tyre. "Sail" the little boats to the next center. (Clap your hands twice as a reminder of the punishment that comes to those who don't praise the glorious Lord.)


Map table 4 - Egypt Center: (3EZE32ECGF6) After the little boats have landed at Egypt, let the children color the GF6 picture of Pharaoh. Some of the disobedient Israelites tried to run away to Egypt. You cannot run away from God. (Clap your hands twice as a reminder of the punishment that comes to those who don't praise the glorious Lord.)


 **Who Is God? Center:** Check out picture books from the library that show beautiful pictures of nature. God does great things in nature. Do you remember what the prophet, Joel, went through with the locusts? Ezekiel remembered that the Lord of Glory makes all things. All people will praise Him. Take time today to show the children how to praise God for being the creator. Look at the pictures in the book and ask, "Who made the trees? Who made the rivers? Who made the flowers?" Always answer, "God did!" We cannot take credit for making the rain or rivers. In today's Bible Adventure, we will hear about a king who said that he made the Nile River.

 **Book:**

Presentation Ideas -

 **(3EZE32ECGF3, 3EZE32ECGF4 & 3EZE32ECGF5)** Show the pictures to the children as you tell the Bible Adventure. Take the pictures out of an open Bible in your lap.

 Use the Ezekiel Praise Puppet as you say the Ezekiel Theme Chant (See Hook Ezekiel Praise Puppet Center).

 **(3EZE32ECGF2)** Show the GF2 map of the Middle East that you used during Hook time. Point to the different places. You might even want to travel to the tables that still have the tablecloths color-coordinated with the places on the map.



In today's lesson you could associate the name of God with the symbol of the cross. Every time you say God's name, show the cross symbol. Jesus is the glorious God who died on the cross. Use the Isaiah pictures to help the children remember Jesus as the Savior whom God promised would come. The Savior would suffer and die on the cross. Or, show a small wooden cross to the children when you speak of Lord of Glory in the Bible Adventure. Jesus is the glorious Lord who was put on the cross to forgive our sinful pride.

Bible Adventure -

What is the name of the prophet we are learning about? (*Ezekiel*) Where did Ezekiel live and to whom was he prophesying? (*Babylon--exiles*) What made the Lord so glorious? (*Show the picture of Ezekiel's vision. Describe the vision briefly.*) Who did God make His "watchman"? Ezekiel was always watching the Lord of Glory to see what he should say and do. What did God ask Ezekiel to draw? (*He drew a picture of Jerusalem as a warning of the danger coming. 3EZE28ECGF2*) What action with ropes did God give Ezekiel to do that would warn the Israelites? (*Show the picture of Ezekiel on his side. 3EZE28ECGF3*) Ezekiel was getting thinner and thinner as a sign of how the Israelites' hearts were shriveling up inside as they continued loving idols more than the Lord of Glory.

What was happening in God's holy temple at Jerusalem? (*Show the picture of Ezekiel looking through the hole in the wall. 3EZE29ECGF3*) The elders thought the Lord could not see them, but the Lord sees everything. God gave Ezekiel an action to show how He was leaving Jerusalem. (*Show the picture of Ezekiel carrying his backpack away from Jerusalem. 3EZE30ECGF2*)

(*Show last week's 3EZE31ECGF3 picture.*) How do we praise God's name? We tell God how glorious He is, we do what He says, and we don't follow other idols.

(*Use your 3EZE32ECGF2 map and the 3EZE32ECGGF5 picture of the Edomites.*) God said to Ezekiel, "Edom needs to be punished, too. The Edomites took revenge on the Israelites when they were weak." Do you know what revenge means? Revenge means getting even with someone. When someone does something wrong to you and you do something mean back to them, that means you take revenge. If your friend gets mad and hits you, you hit back to get revenge. If a friend comes to your house to play and takes a toy home, you might get mad and say, "I am going to take one of his toys. I will show him!" That is revenge and God says it is wrong. When we take revenge, we say that we know what is best more than waiting for God to make things right. When we take revenge, we don't think about the other person or what God thinks. We only think about what we feel like doing.

The Lord God said, "The Edomites laughed and clapped when the Israelites went to Babylon as slaves. They should have been loyal and kind, as Obadiah warned them. Soon I will stretch out my hand against them both and punish them. (*Clap your hands twice as a reminder of the punishment that comes to those who don't praise the glorious Lord.*) Then they will know that My name is set apart from all other names. I am the Lord of Glory."

There were other nations that the Lord God spoke to Ezekiel about. (*Show the GF3 picture.*) People in the city of Tyre were making big, fancy boats. They made boats with colorful, expensive sails. They put beautiful wood on the decks. The people made many things to sell to other countries and lots of people wanted what they had to sell. The king of Tyre would send his boats out and trade with people across the Mediterranean Sea. The king of Tyre was getting rich! He had a big army of men and things were going well for him. He was proud of his boats. He was proud of what he made and sold. He was proud of all the money he was making. The king of Tyre said, "I am smart and I can figure things out. I know how to build big boats and I know how to sail those boats to faraway places. I know how to buy and sell treasures, so that I can make lots of money. That makes me like a god. I don't need to be set apart to God's right ways. I like my own ways better. I am my own god."

Sinful pride people think they are smart. Could you ever be as smart as God? No way! We should tell other people how smart God is. The Lord of Glory knows who has sinful pride in his heart, the person who wants praise from other people for the good things he does. The Lord of Glory will not allow people to take credit for His glory. He will punish sinful pride. (*Clap your hands twice as a reminder of the punishment that comes to those who don't praise the glorious Lord.*)

The Pharaoh of Egypt had sinful pride, too. The Pharaoh said, "The Nile River is mine. I made it for myself." Can a person make a river? No way! We can't make a river! Who is the only One powerful enough to make a river? Only the glorious Lord, the creator God of Israel, has power to create rivers. The Lord God gets credit for making rivers, trees, mountains, us and everything we have. The Lord told Ezekiel to tell the Egyptians, "Because you said, 'The Nile river is mine; I made it,' I will have to punish you." (Clap your hands twice as a reminder of the punishment that comes to those who don't praise the glorious Lord. God said, "The Babylonians will come and take you away, too. Then you will know that I am the Lord of Glory, different from all your idols. I am the one, true, glorious God.")

When you have skills and abilities and you do not give credit and glory to God, it is sinful pride. Sinful pride thinks, "I do these things myself. I want to do things my own way, for myself." Sinful pride says, "Look at all my toys. I have more than you have." Sinful pride people say, "Mine, mine, mine!" A person set apart for God says, "God gives me any good things I have. I am thankful to have these toys to share with you."

If we are going to praise the Lord of Glory with our words and actions, what should we do? Do you take revenge if someone calls you "stupid"? You can just ignore it because you know that the Lord wouldn't want you to call someone a bad name. If someone takes a toy from your house or puts a scratch on your new bike, you might ask for the toy back or ask them to be careful with your bike because you want to keep it looking nice. God would be happy if you did that. When you do those things you are showing praise to God with our words and actions.

Prayer: Dear Lord, Thank You for being the powerful Lord of Glory. I want to be set apart to praise Your glorious name. I always want to live in Your glorious, right ways. In Jesus' name, Amen.



Look:



Map of the Middle East with the Nile River: (3EZE32ECGF2) Color in rivers on the map with a blue marker. Talk about who makes rivers. Glue little boats on the rivers as you talk about the Bible Adventure. "Who makes the boats that float on the rivers? Why did the King of Tyre get proud of himself? Why did the Pharaoh of Egypt get proud of himself? What does God have to do to us when we are proud of ourselves and don't praise God? (Clap your hands twice as a reminder of the punishment that comes to those who don't praise the glorious Lord.)



Boat Float Center: Make a boat and pretend to float it on the Nile River and on the Mediterranean Sea. The Children's Department has boats available, if requested. As the children sail their boats in a shallow plastic tub, ask, "Who made the boats in our Bible Adventure today? Why were they proud of themselves? What does God do to us when we praise ourselves rather than the Lord of Glory?" (Clap your hands twice as a reminder of the punishment that comes to those who don't praise the glorious Lord.)




Boasting Game: Pick two children to be Pharaoh and the king of Tyre. Have the other children "sail" across the room, choose a treasure (old costume jewelry) and run back to adorn the Pharaoh of Egypt and the king of Tyre. When each person has adorned the rulers, the two kings strut around, boasting about how they made the river, they made the boats, they don't need to praise God, they did everything themselves. (Clap your hands twice as a reminder of the punishment that comes to those who don't praise the glorious Lord.)




"King of Tyre" Coloring Page: (3EZE32ECGF3 & 3EZE32ECGF6) As the children color the picture and glue a GF6 boat on the GF3 boat, two jugs on the treasure table and a crown on the king, talk about the Bible Adventure. Retell the simple story as the children color and glue. Talk about giving praise to God for giving us the ability to build things and figure things out. It is selfish pride when we brag about ourselves rather than thanking God for our abilities and treasures.



"Pharaoh of Egypt" Coloring Page: (3EZE32ECGF4 & 3EZE32ECGF6) As the children color the picture and glue a GF6 boat on the Nile River, talk about who makes rivers, grass and people. Did the Pharaoh show sinful pride when he said that he made the river? What does God do to people who praise themselves rather than praising God?

 **Magnetic Cross Craft: (3EZE32ECGF5)** Use the pattern to cut crosses out of colored construction paper. You will also need one-inch squares of tissue paper. The colors you use depend on your personal preference. Order the colored construction paper crosses and the tissue paper squares from the children's department. On class day, write the names of the children on one side of the construction paper cross. On the other side, glue wadded tissue paper. Have the children wad several pieces of tissue paper at a time and glue them to the cross, trying to make the tissue paper wads close together. When the children have decided there are enough wads of tissue paper on the crosses, adhere magnetic strips to the backs. You can make this craft if you have used the cross symbol in the Bible Adventure. Ezekiel reminds us that God will punish the disobedient. We do not have to be prideful. We do not have to take revenge. God will help us to do what is right. That is why obeying God is the same as praising God. God gets the credit!

 **The Problem of Pride Centers:** The people at Tyre and the people at Egypt had sinful pride. They were not giving God the credit He deserved. Ezekiel said these people would be punished. Use any one of the following ideas to reinforce the problem of pride in ourselves rather than God.

1. **Puppets:** Allow the children to play with puppets and make up prideful words or situations. You may like to have each table come up with their own puppet play for the other children as they work with a teacher. The puppets can use words like "Me! Me! Me!" or use the situations at Tyre. "I made these boats without God's help!" "I made all this money!" "I don't need God!" What did God say would happen to these prideful people?


2. **"Fuzzy Caterpillar" Finger Play:** Who gets the credit for making the caterpillar in this rhyme? Who did the people in Egypt say made the river? Who was being prideful?


A fuzzy caterpillar wiggled down a tree. (Wiggle finger on arm)
It wiggled long. It wiggled short. It wiggled right at me. (Wiggle finger in your own face)
I put him in a covered box. "Don't go away!" I said. (Shape box with fingers and shake finger)
Until I looked again and saw a butterfly instead. (Pretend to open box and look


inside)

I can't make a butterfly, even if I try. (Shake head)
Only God in heaven can make a butterfly. (Point upward)

3. **Baggie Blow-out:** Fill up a plastic sandwich bag with air so it pops. When we get blown up with sinful pride, we hurt ourselves and don't bring praise to God.

 **Snack Center:** Serve apple slices for snacks. Pretend that they are boats rocking on the Nile River. Make a point of telling the children that you didn't make the apples but God did, and boy, do we like them! The Pharaoh didn't make the Nile River. God did. While eating, share things God makes that we can't make. Thank God for them.

 **Missionary Center:** There may be photos, videos, or letters available from your class missionary. Show one of these to your children. Ask questions about the missionary's country. Is it close to the Nile River or Mediterranean Sea? Ask questions about what the children saw or heard in the video or letter. Pray for the missionary to have the power to praise God with words and actions.

 **Quiet Center:** Have the children spread out to the four nation tables. They can rest their heads on the table for five minutes. Clap your hands twice to indicate the beginning and ending time. God would punish the disobedient nations. The Israelites would not have to take revenge themselves. Have the children think of a brother or a sister or a friend they fight with sometimes. At the end of quiet time, pray that the children will want to praise God with their words and actions. Pray that they will want to treat brothers, sisters and friends the way God says is right.

 **Pharaoh Rhyme:**

A big Egyptian Pharaoh (Straighten up your shoulders to full height)
Was boastful as could be. (Make a proud face and swagger a little)
He stuck his chest right out there (Stick chest out a little further)
For everyone to see. (Turn from side to side with proud look)
He said, "I made this river, (Use thumb to point to self)
The grand and glorious Nile." (Wiggle hand like a flowing river)
Do you think Pharaoh made it, (Point to children)
Along with crocodile? (Snap fingers shut like a crocodile mouth)

Only God has power	(Point to sky)
To make a river flow.	(Wiggle hand like a flowing river)
The grand and glorious Lord God!	(Show picture of the Lord of Glory)
I want to praise Him so!	(Bow on knees)

Song:

Praise Pot Song: Sing "I'm a Little Teapot" using the actions that go with the song. Use the same tune to sing the second verse. Instead of getting "steamed up" with sinful pride in ourselves, we can praise God with our words and actions.

I'm a little teapot, short and stout.

Here is my handle; here is my spout. (With one curved arm, make a handle; with the other, a spout.)

When I get all steamed up, hear me shout! (Puff up as though getting steamed up.)

Just tip me over and pour me out. (Bend from waist as though pouring out the spout.)

(Second Verse)

I'm a little praise pot, short and stout.

(Crouch down as though stout.)

Here are my ears and here is my mouth.

(Point to ears and mouth.)

When I get all filled up, hear me shout!

(Slowly stand as though filling up.)

The glorious praises all come out.

(Shout, "Praise God!" with raised hands.)




Took:


Know & Do: We know God will punish people who put themselves in the place of God. We do not want to take revenge or credit for our abilities. Show a video of things in nature. Have two teachers role play taking revenge on each other. Stop the video and stop the play before the end. Ask the children questions about what will happen. "Who should get the credit for making the things in nature? What should the teachers do or say instead of taking revenge?" Be prepared with short answers for the children to mimic if needed.

Review Aim Questions: Using two ropes, form a river (the Nile River, of course) and ask the children to stand along one side. They'll get to jump across at the same time. The river gets wider and wider; the jumping gets harder and harder. Wow! What a big river! After each time the children jump to the other side of the river, ask an Aim Question.


Play Musical Chairs: Set chairs in a circle. Mark one of the chairs, "Pride" and another "Revenge." Play music and have the children rotate around the chairs. When the music stops, the child that sits on the chair marked "Pride" can say the word "Sinful Pride." The child who sits in the chair marked "Revenge" says this word. God punishes pride and says not to take revenge. Clap your hands twice as a reminder of the punishment that comes to those who don't praise the glorious Lord.

Reading Center: During Hook time the children looked at picture books. See if any of the children can make up their own words to go along with the pictures. Praise God and give Him the credit for giving the children such a creative mind.

 **Talking about Treasures Center: (3EZE32ECGF7)** Bring an example of each of the things on the page and lay them on top of the picture. For example, you could lay your watch on top of the pocket watch, a candle on the candelabra, a penny on the pot of gold, a harmonica on the harp, another coin on the dollar sign, etc. You could glue a GF6 boat to the boat. These were things that would have been considered treasures to the people of Tyre and Egypt. Do we like these things, too? Do we have any of these treasures at home? Do you thank God for the things you have at home?

 **Praising God With Our Arms and Legs Centers:** Use one or more of the following ideas to reinforce the idea that we use our actions to praise the Lord of Glory.

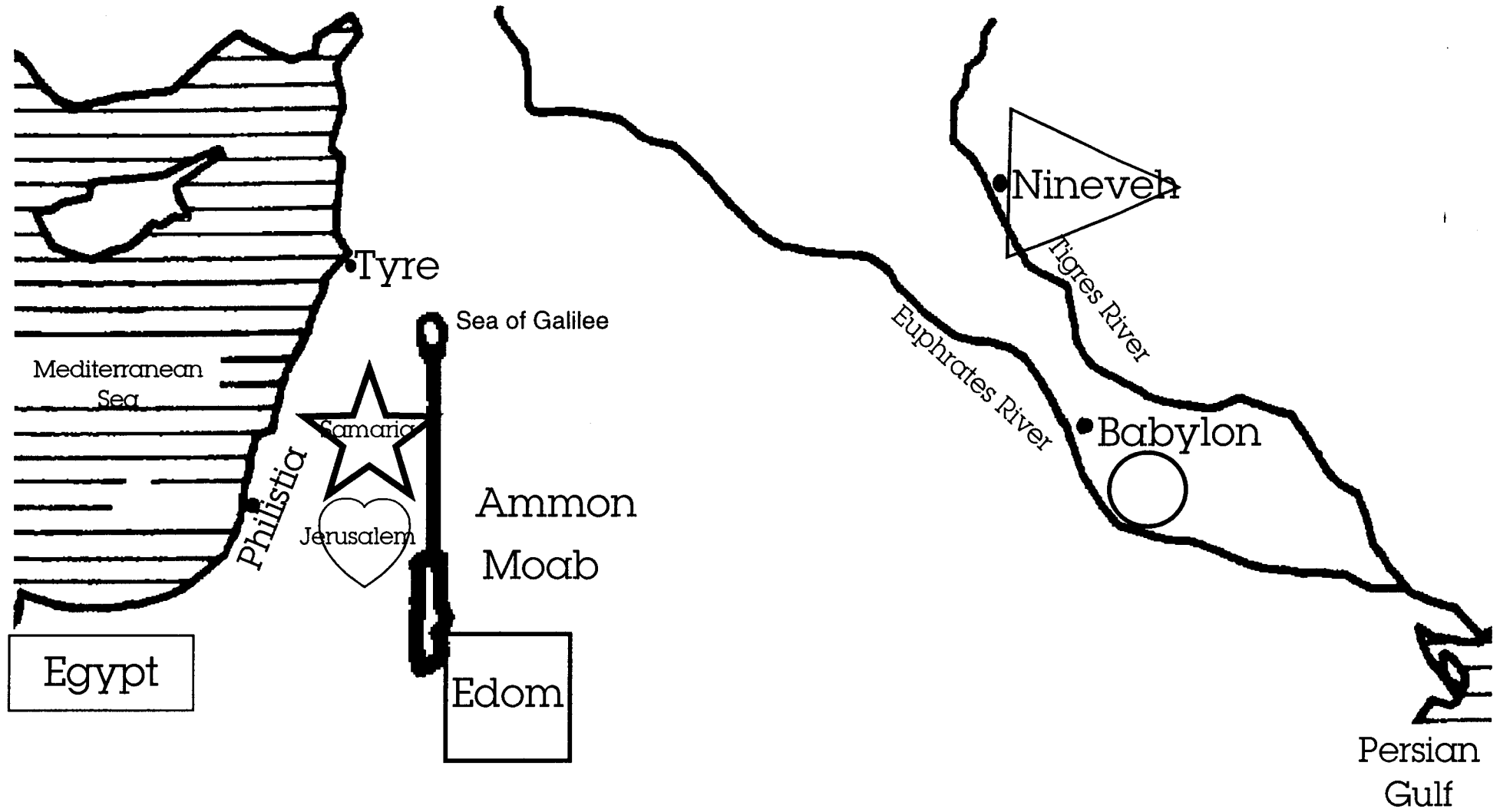
- 1. Play Dough:** Using play dough, form mouths, legs, and arms. Think of good things we do that praise God using these parts of the body.
- 2. Bean Bags:** Draw pictures of mouths, arms, and legs on pieces of paper. Let the children throw bean bags and share words or actions that would be pleasing and praising to the Lord.
- 3. Smooth Rock:** (Last week's 3EZE31ECGF10 pictures) Find a smooth rock and paint it with blue acrylic paint, like a sapphire. The throne of the Lord of Glory shone like a sapphire. Let the children throw the rock onto pictures of good things we do and then say, "The Lord of Glory helped me." The pictures from last week's 3EZE31ECGF10 could be enlarged and used for this activity.



**Ezekiel
praised
the Lord
of Glory
with words
and actions.**




Map of the Middle East during the time of the Prophets



The king of Tyre was thinking...




"I can build big boats and sail to faraway places."



"I know how to buy and sell treasures."



"I can make lots of money."



"I am my own god."


The Egyptian Pharaoh
had sinful pride.
Pharaoh said, "The Nile
River is mine! I made it
for myself!"

Who makes
the rivers?



What does God do to people who praise themselves rather than praising God?










The Edomites were glad when the Israelites were taken as slaves to Babylon.



God is just and fair.
He keeps His
promise to punish
sin in every nation.

Copy, cut apart and glue these pictures to the GF2 map and the GF3 & GF4 pages. Glue boats to the Mediterranean Sea and the Nile River. Add Amos to Samaria, Jonah to Nineveh, Ezekiel to Babylon, Obadiah to Edom and Jeremiah to Jerusalem. Glue the Pharaoh to Egypt and the King of Tyre to Tyre. You may prefer using a crown for the king of Tyre. Glue a crown to the GF3 king who is saying, "I am my own god."

Glue the jugs to the GF3 treasure table.



Jonah




King Nebuchadnezzar



Pharaoh of Egypt



Ezekiel




Amos




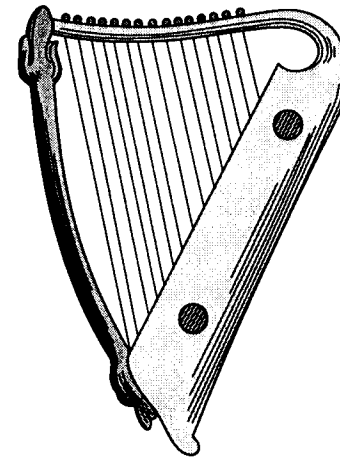




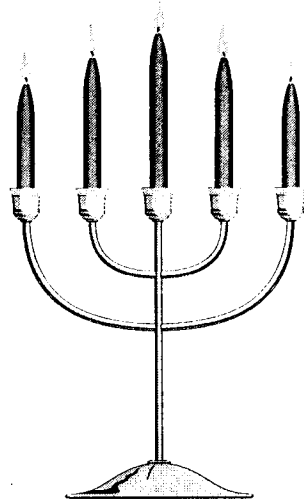
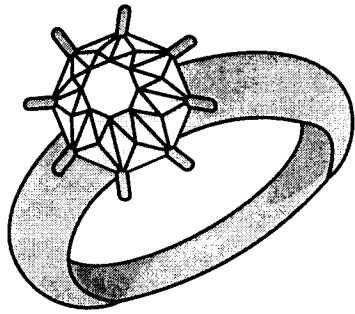
Obadiah



Jeremiah



King of Tyre



Which of the treasures above do you think the King of Tyre and the Pharaoh of Egypt wanted? Did they praise God or themselves for their ability to get wealthy? Do you praise God for the "treasures" you have at home?