

April 20, 1997

4's, 5's & K

Praise the Lord of Glory!

Ezekiel 20-24

EZE31PK



**Materials | Need:**

**Memory Work:**

The Prophet - *Ezekiel*

The Principle - *Praise the Lord of Glory with words and actions.*

The People - *Israelites living in exile around Babylon*

God's Attribute - *God is the glorious Lord,*

**Aim Questions:**

1. What is the name of the prophet we have been learning about? (Ezekiel)
2. What were the Israelites in Jerusalem doing in the temple that was wrong? (Worshipping idols and taking the Lord's name in vain by not thinking He was any better than idols)
3. How did God show the Israelites that they needed to have clean hearts? (God asked Ezekiel to make a stew in a dirty pot.)
4. What happens when you mix dirty things with good food in a pot? (You have to throw the food out and start over.)
5. How was God going to clean up the Israelites' dirty hearts and start over? (The Babylonians would burn down Jerusalem.)
6. How does God want you to be set apart from others? (Do right, not wrong, say good, not bad, words)

**Hook:**





**Review Center #1: Go** outside and sing a song(s). Choose a song that will reinforce a main truth of the Bible from the Ezekiel lessons. For example, Ezekiel was a prophet sent to the exiles in Babylon. As you go outside, pretend the children are being taken away into exile. Sit in a shadowy place and sing, "Ezekiel Was a Prophet." (From the song section.) Another example of a Bible truth might be "Ezekiel reminds us that God is the Glorious Lord." Walk outside with the children wearing sun glasses made of colored cellophane cut into strips and tied at the back of the children's heads. (Collect the sun glasses after you use them so the danger of choking will not be present.) Choose a sunny place to sit and sing "Glory to His Name" or "Praise Him, Praise Him, All Ye Little Children." You could even take out small groups of two or three children to sing. The children who remain in the classroom can go to other centers outlined in the Hook section. Have fun praising God with your words and actions through song.





**Review Center #2: (3EZE31 ECGF1)** Copy and separate the GF1 squares. On class day, set all the pictures in a pile. Let the children sift through the pictures and identify what they see. When you come to the Ezekiel pictures, have the child say the name of the prophet. Review the lessons on his life that we have learned so far, using the other squares as prompts. Ezekiel was a prophet sent to the exiles in Babylon. God said he was to be a watchman for the people. Ezekiel saw the Lord of Glory. He was tied with a rope and had to lie on his side, etc.


---

 **Sorting Activity Center: (3EZE31ECGF1 & 3EZE31ECGF2)** In today's Bible Adventure, God will use Ezekiel to give out another message to the Israelites. God will remind the exiles that they were to be different from the people around them. The exiles were to be "set apart." We'll hear from Ezekiel how God got this message across. For now, introduce the concept of being set apart with sorting activities. Place a different activity at each table and allow the children to rotate from table to table. **Table 1:** Put all the GF1 pictures in a pile. Have the children "set apart" the pictures of Ezekiel. He was very different from those around him. Ezekiel was set apart by God. **Table 2:** Lay out a basket full of puppets. As the teacher specifies certain conditions or categories, have the children set apart the puppet(s) that fit into that category. For example, ask the children to separate out the noisy ones, the ones who would live on a farm, the ones that eat food like you eat, the ones that don't fight, etc. **Table 3:** Glue the GF2 shapes to colored construction paper. Use a different color for each shape. Ask the children to set apart the blue triangle, the red circle, etc. **Table 4:** Bring several pictures of trees and include a picture of one flower. Separate out the one picture that is different from the others! **Table 5:** Sort and count kidney beans and lentils or pennies and nickels. Use the money to buy something at a pretend store.

 **Special Name Drawing Center:** Give the children blank drawing paper with each child's name written at the top of his/her paper and special markers. Let them draw pictures of anything they want. Before you hand out the paper, make a point of focusing on the fact that you wrote the child's name on the top of the paper. This makes the picture special to her or him. Then, teacher, take a piece of drawing paper for yourself and write your own name at the top. Draw your best stick figure person or some other simple drawing using varied and bright colors. Talk about why you put your name on your picture. It is special to you. A person's name is important. God's name is important to Him. In today's story, the Israelites and Babylonians are using God's name in a wrong way.

 **Name Activity:** Bring a book that gives the meaning of the children's names. Talk about everyone's name in their individual families. Talk about how everyone in their family has the same last name. When you do something bad and don't say you're sorry, it hurts the name of everyone in the family. When you do something good, it brings honor to everyone in the family. God has a good name. For people who want to be in His family, He shares His name with them. When they do something bad and don't say they're sorry, it hurts God's name. When they do the right thing, it glorifies God's good name.

 **Cooking in Babylon Center:** God gives Ezekiel another action to do in Babylon. In today's Bible Adventure, Ezekiel uses a cooking pot and some meat. The children will have to listen to teacher and hear exactly how. Later in the morning a snack using pre-cooked meat will be eaten (for example ham or sausage). Have the children help prepare the snack at Hook time. Show the children how you clean an area carefully before you set out the meat. You also wash your hands and put on rubber gloves before cutting or handling the meat. The pot you use to cook the meat has to be washed clean. All this is done so the food will be safe to eat. If anything is too dirty, it cannot be used. Have the children wash their hands and put on plastic gloves. They can use plastic knives to cut the meat into small pieces. Place the cut up meat in a covered container in the refrigerator or cook the meat as the children cut it. The cooked meat can be refrigerated and warmed up at snack time.

 **Special Book Center:** Bring a lot of books and place them on a table. Set one special book, the Bible, apart from the others. The children can choose to look at any book they want. They will choose ones with interesting pictures. If any child looks in the Bible, he or she will see something sweet. Perhaps a Bible can be cut out in such a way that sweet candies can be hidden inside. You might even attach one of the Ten Commandments to each piece of candy. God's words are different from the words in any other book. They are better than any other books. God's words taste sweet when we want to obey them. God's Bible tells us about God's good name.



**“God’s Name” Center:** (Use the decorated 3EZE27ECGF5 review picture of Ezekiel’s vision of God’s glory.) Let the children hold the beautiful picture. Have the children praise God with their lips and say, “God’s name is glorious!” Also bring other beautiful, sparkling items like costume jewelry or glitter in sealed, clear jars. Let the children carefully hold and look at the things you have brought. We treat these things with care because they are special. Name the things you have brought. You might even make up special names for the things. Remember, names are important. After a while, pretend to throw the things in the garbage or try to destroy them. Get the children to try to stop you. It would be wrong to purposely ruin these special things. The Israelite exiles were using God’s special name in a wrong way. God wanted the Israelites to know that He was special and set apart from the idols in Babylon. When the children have finished looking at the sparkling things in this center, have them find a special place, a set apart place, for the picture of God’s glory.



### **Book:**

#### **Presentation Ideas -**



(3EZE31 ECGF3, 3EZE31 **ECGF4**, 3EZE31**ECGF5** & 3EZE31 **ECGF6**) Show the pictures to the children as you tell the Bible Adventure. Take the pictures out of the open Bible in your lap.



Take the stack of drawings you and the children made during Hook time. When you are talking about the wrong way the Israelites were using God’s name, take your drawing and wad it into a ball. Pretend you are going to do the same with the children’s drawings. (Don’t actually destroy any.) The drawings will have meaning to the children because their names were on them. God’s name was important to Him and the Israelites were taking His name in vain.



You could cook the meat in front of the children that you prepared during the Hook time. After the meat is cooked, put it away so it won’t be a distraction and tell the rest of the Bible Adventure.



Spell God’s name in large letters and show the children what the word looks like. Speak of God’s name with reverence and awe. God’s name is more glorious than any other name. Tell the children that people will use this name in many different ways. Some people use it when they are mad and swearing. That is taking the Lord’s name in vain. Some people say God’s name as a slang expression, (Lordy! Lordy!) Ezekiel knew that the Lord’s name must be set apart as the most special name. When Ezekiel saw the Lord of Glory and heard God’s words, he was overwhelmed with God’s powerful name.



At certain times in the Bible Adventure, call out a child’s full name. The child can stand up and say, “I want to glorify God’s good name.”

#### **Bible Adventure -**

What is the name of the prophet we are learning about? Ezekiel. Where did Ezekiel live and to whom was he prophesying? (*The exiles in Babylon. Show the picture of Ezekiel’s vision.*) Who did Ezekiel see that was so glorious to look at? (*The Lord of Glory*) Who did God ask to be His “watchman?” Ezekiel was always watching the Lord of Glory to see what he should say and do. What did God ask Ezekiel to draw? (*He drew a picture of Jerusalem surrounded by the Babylonian soldiers.*) What action with ropes did God give Ezekiel to do that would warn the Israelites of the danger that was coming? (*Show the picture of Ezekiel on his side.*) Ezekiel was getting thinner and thinner as a sign of how the Israelites’ hearts were shriveling up inside as they continued to sin, loving idols more than the Lord of Glory.

This morning you played with some coins, beans, and pieces of colored paper. You found some items that were different and you separated them from the others. Maybe you found a lot of pennies and a few nickels so you separated the nickels from all the pennies. Nickels are worth more and will buy something bigger and more valuable than a penny. You *set apart* the nickels because they were different and maybe you pretended to buy something with them. If you were playing with the beans, you set apart the red ones from the green ones. Maybe you did this because you wanted to make chili instead of lentil soup. Did you separate out your favorite color when you were at the colored paper table? When something is set apart, it is set aside or separated from the others for a particular use.

When God sets something apart, He separates it to be different for Him. When you saw all the pictures of trees, you also found one picture of a flower. You set apart the flower. It was different and separated from the trees. When God saw all the cities in the world, He looked at them and planned for Jerusalem

(right here on our map) to be the most special place in the whole world. God called Jerusalem His “holy hill” because it was to be a city that was different from every other city. On God’s holy hill, He asked King Solomon to build a holy temple, a special place, different from any other building. This building was set apart as a place to meet with God. In this set apart temple, God would meet with His set apart people who loved and worshipped Him. It was here that they could be heard singing and praying as they praised and glorified the one true God. (See *Presentation Idea — Call a child by name.*)

When God gave Ezekiel a picture as he peeked through the hole in the wall, Ezekiel saw the elders, who were supposed to be set apart men, worshipping idols in God’s set apart temple. Now he understood why God was sad and angry. It hurt God’s name. The elders were acting as though the living God was no better than a wooden idol. The elders were supposed to be in God’s family, with His family name. They were to be different and set apart from the wrong ways of the people who didn’t love God. They were to be set apart to love God’s right ways.

If God wanted the Israelites to be set apart does that mean He wants me to be set apart, too? Yes, if we have Jesus in our heart, we are set apart for the glorious Lord. How does he want us to be different or separated from others? He wants us to act like we are in His family. Have you ever been with a group of friends and someone wants to do something that you know is wrong to do? If you join in you look and act just like the others. You aren’t set apart for God when you follow the crowd in doing wrong. The Israelites were following others and worshipping idols rather than the glorious Lord. The Israelites didn’t have hearts that were set apart for God.

The Israelites didn’t have lips that were set apart for God, either. One of God’s Ten Commandments says, “You shall not take the name of the Lord your God in vain. You should not use my name in a wrong way.” Have you ever heard someone use God’s name when they weren’t even talking about Him. The Bible says to never do that. Don’t say “God, Lord or Jesus” unless you are talking about the one true righteous God. Another way to set our lips for God is to choose not to say bad things, ever! If you hear a kid down the street use what you know is a bad word, don’t repeat it. You are set apart to do and say good things for God. You are in God’s family and you don’t want His family to get a bad name because of something you say or do.

God had seen and heard enough. He said, “This is not right. Jerusalem is not a holy hill anymore. It is no different from any other hill in Israel. My glory will leave Jerusalem until it is set apart to Me once again.” God gave Ezekiel an action to show how God was leaving Jerusalem. (Show the picture of Ezekiel carrying his backpack away from Jerusalem.)

The elders in exile by Babylon were concerned and wanted to talk to Ezekiel. When they found him, they wanted to know what was going to happen to them. They said, ‘Pray to God for us, Ezekiel. We want to know what He will do.’ The answer from God was, “I will not let you pray to Me until you get rid of your idols.” Then the Lord told Ezekiel, “Clap your hands twice to show that I am against the elders in Jerusalem and will punish them.” (Clap twice!)

God gave Ezekiel an action to do to help the Israelites and Israelite elders. (Simulate a camp setting. Stack wood, put a pot over it, and put meat and spices in the pot.) God said, “Pile the wood high under the cooking pot and light the fire. Put a little water in the cooking pot and add pieces of meat, all the best pieces. Add spices and mix it up. Simmer the stew over the fire for a long time until the meat is tender and delicious. When you are ready to eat it, you will look in the pot and see that it can’t be eaten. There is dirt in it! There are pieces of metal and things that will make you sick.” The pot was dirty! It had not been set apart for cooking good food. The Israelites had not cleaned the pot before they started cooking and it ruined the whole stew. They would have to throw out the stew and start with a clean pot.

This was a picture of what the Israelites needed to do. They needed God to clean the idols from their hearts. They needed to start over with a clean heart that loved God and not idols. They needed God to clean out their dirty thoughts and lips. They needed to start over with clean lips that use God’s name in a loving way. They needed to start over doing right and not following others in doing wrong.

God used the dirty pot to show the Israelites they needed to be clean. The way for the Israelites to clean a dirty pot was by setting it over the fire. The heat of the fire would burn the impurities away. God said that He would burn Jerusalem and start over with people whose hearts were set apart for Him. As God said, after seventy years when the Israelites returned to Jerusalem, their hearts would be clean and set apart from sins. The idols would be gone. The hill would be holy as God is holy. What a beautiful day that would be!

How does God give you a clean heart? He is faithful to forgive and forget your sins when you pray and tell Him you are sorry for the wrong thing you said or did. You need to really mean it and stop doing the same thing over again. God will make you clean and help you learn to do right.

**Prayer:** Dear Lord of Glory, Thank You for cleaning my heart by forgiving my dirty sins. I want to be different from other people, set apart for Your glory. I always want to live in Your glorious, right ways. In Jesus' name, Amen.

---



### Look:



**Ezekiel Wall Hanging Craft Center: (3EZE31 ECGF7)** Follow the directions for making the wall hanging craft. Use this craft to review the facts of today's Bible Adventure. Have the children practice re-telling the story using the pictures on the craft. Ezekiel clapped his hands twice to show that God would punish the disobedient elders. Have the children clap their hands after they've talked about each of the three pictures.



**Dirty Cooking Pot Craft Center: (3EZE31 ECGF8)** The GF8 example shows what the finished pot will look like and what supplies you will need. Bring pictures from a magazine of different kinds of food. Let the children cut out the pictures of meat to put inside the pot. What happened to the meat Ezekiel cooked in the dirty pot? God used the dirty pot to show the Israelites what their dirty hearts looked like to Him.



**Missionary Center: See** if you can borrow all the posters of the missionaries we support at our church. Show all the posters to the children in your class. Say the names of the missionaries, slowly. See if your class can tell the name of your class missionary. Set their poster apart from the rest. God has given each of the missionaries important jobs. They are special and set apart by God to praise His name. Our class has decided to choose one missionary family to pray for. Ask one of the children in your class to pray for the specific needs of your class missionary.



**Quiet Center:** The children are to sit or lie quietly for five minutes. The teacher will clap her hands twice like Ezekiel did to signal the end and the beginning of quiet time. Have the children think about a time, today or some other day, when they praised the glorious Lord with a song. When we praise God's name, we are not being like the Israelite exiles.



**Pots and Pans Activity Center:** Bring several pots and several pans with matching lids. Separate the pots and pans from their lids and then let the children have fun pairing the sets up again. Ezekiel used a dirty pot to cook some meat. (You brought pots and pans.) Ezekiel said the Israelites should be set apart. (You set apart the lids.) Ezekiel said the people were not using God's name in a right way. (Every lid does not fit exactly right on every pot.) Use this center to reinforce all these facts.



**Cooking Center:** Bring a dirty pan and put dirty things in it along with inexpensive meat and spices. Stir the food. Let each child stir the food. Look in the pan. Ask the children, "Will this be good for eating? No, we have to throw it all out and start over." Make a big process out of getting a garbage sack and letting the children each scoop out a bit of the ruined food into the garbage. We have to clean the pot first before the food can be eaten. God had to clean the Israelites' hearts of idols before their hearts would be clean and they could go back home to Jerusalem.



**Game: Variation of "Duck, Duck, Goose"** Tape a picture of an idol on each child's back. An "elder" goes around the circle saying "idol, idol, idol" and then says "repent" when touching the child who is to run. The child who has been tapped chases the elder, trying to pull the idol from his back before he gets back to his place. Continue the game until all the idols are torn off the backs. "The elders should repent and run away from idols."

---

**Songs:**

**Hallelu, Hallelu, Hallelu, Hallelujah! Praise Ye the Lord!**

**Fairest Lord Jesus (verses 1, 3 & 4)**

Fairest Lord Jesus, Ruler of all nature, O Thou of God and man the Son.  
Thee will I cherish, Thee will I honor, Thou my soul's glory, joy and crown.

**(Second Verse)**

Fair is the sunshine. Fairer still the moonlight, And all the twinkling starry host.  
Jesus shines brighter, Jesus shines purer, Than all the angels heaven can boast.

**(Third Verse)**

Beautiful Savior! Lord of the nations! Son of God and Son of Man!  
Glory and honor, praise, adoration, Now and forevermore be Thine!

**We Will Glorify (verses 1 & 2)**

We will glorify the King of kings, **(Show Isaiah's vision of the Lord of Glory.)**

We will glorify the Lamb.

We will glorify the Lord of lords Who is the great I Am.

**(Second Verse)**

Lord Jehovah reigns in majesty. We will bow before His throne.  
We will worship Him in righteousness. We will worship Him alone.

**What a Mighty God We Serve**

What a mighty (glorious) God we serve!

What a mighty (glorious) God we serve!

Angels bow before Him. Heaven and earth adore Him.

What a mighty (glorious) God we serve!

**Ezekiel Was a Prophet (Tune: "If You're Happy and You Know It")**

Ezekiel was a prophet sent from God. (Clap, clap)

Ezekiel was a prophet sent from God. (Clap, clap)

E-Z-E-K-I-E-L to the X-I-L-E-S.

Ezekiel was a prophet sent from God. (Clap, clap)

**(Second Verse)**

Ezekiel was a prophet sent from God. (Clap, clap)

Ezekiel was a prophet sent from God. (Clap, clap)

To the exiles far away,

Seventy years they would stay.

"Stubborn hearts to this day," says the Lord. (Clap, clap)

**"Glory to His Name" chorus**

Glory to His name! Glory to His name!

God sent His words and they tasted sweet.

Glory to His name.

**Praise Him, Praise Him, All Ye Little Children!**

**Praise the Name of Jesus**



## Took:



**Know & Do: (3EZE31 ECGF3) We know** God's glorious name is set high above all other names. Let the children color their GF6 pictures as you talk about His beauty and light. Then let the children lift their pictures high. We do want to bring honor and praise to the glorious Lord. Sing "Glory to His Name" as the children sway with their pictures lifted high. There are things that people do in our church to bring honor to God's name. There are teachers and workers who love to talk about God's Word. Lift your Bible high and sing "Glory to His Name" again. There are those who help keep the building clean and move things around that need moving. As the children pretend to clean the room, sing the song again. These people serve so that God will be glorified. Some of the children may have helped their parents when we were building our new church. See if you can get the children to talk about ways we can praise God's name. Then, pantomime the thing that is bringing honor to God's name.



**Review Aim Questions: (3EZE31 ECGF2 through GF6)** Use the pictures to help the children remember the answers to the Aim Questions as you ask them. Even if the children cannot verbalize the answer, they can point to a place in the picture that will indicate understanding. Let the children use a pointer stick like one a kindergarten teacher might use. Pray for God's Word to saturate young minds.



**Clean the Dirty Dishes:** Let the children help you clean the bowl, utensils, and cooled pans you used to cook the meat as an object lesson today. Provide several bins of soapy water placed on top of large blue tarps. The children can take turns washing and drying the dishes. Remind the class that God cleans our dirty hearts.



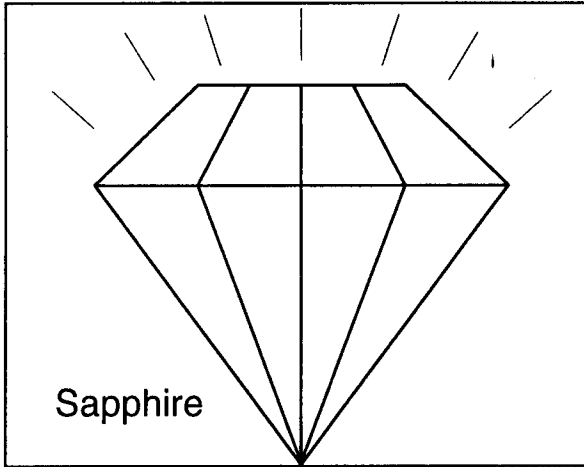


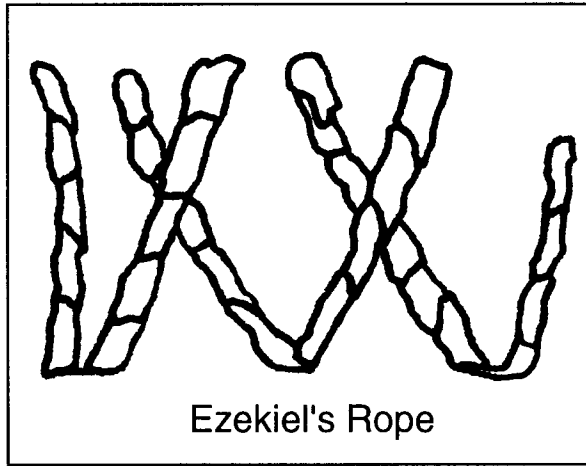

**Reading Center:** During Hook time the children looked at many books. For those children who chose the Bible to look at, there was a sweet treat. Remember Ezekiel said that God's words were sweet. Give all the children a small, sweet treat and read a familiar Bible story from the Bible as the children listen and eat. The story of the prophet Jonah would be a good choice. The sailors threw Jonah out of the boat like Ezekiel threw the meat out of the pot. God had to change Jonah's heart before He could use him as a prophet. Jonah repented and obeyed God. God has to change our hearts, too, if we're doing wrong things.






**"Clean-Hearted People" Activity Page: (3EZE31 ECGF9)** In Ezekiel's day, God asked people to show their love and praise for Him by coming to His temple in Jerusalem. On a piece of construction paper, glue the GF9 temple, a picture of Ezekiel and a GF9 heart filled with the Lord. Talk about how God set apart His temple to be the place where He would meet with His clean-hearted, set-apart people. Today, God does not live in a building or church. He lives in people whose hearts have been cleaned out and filled with the Lord of Glory. Talk about the people of different nationalities. Each looks a little different but they all need to receive the glorious Lord into their hearts. Talk about how we can't tell by the looks on their faces which ones love the Lord. Only God can see in the hidden places of our minds and hearts. Choose one or more people to glue to the piece of construction paper. Glue a heart on the ones who have a clean heart.



**"Actions that Praise God" Worksheet: (3EZE31 ECGF10)** God's set-apart people who praise Him with their words and actions say helpful things and do helpful things. Talk about the pictures and what good things are happening. Pray for each other to praise God with words and actions at home this week.



3EZE31ECGF1



**Shapes for  
Sorting Center**



Nineveh  
(Assyria)



Babylon



Edom




Samaria



Jerusalem





God told Ezekiel to build a fire and put a cooking pot over it.


Ezekiel put meat, water, and spices in the pot to make a delicious stew.

# Names of God



Isaiah's name for God was

# SAVIOR




Ezekiel said  
God is  
full of glory!



Jeremiah's name for  
God was

# LORD

Our Righteousness



JESUS

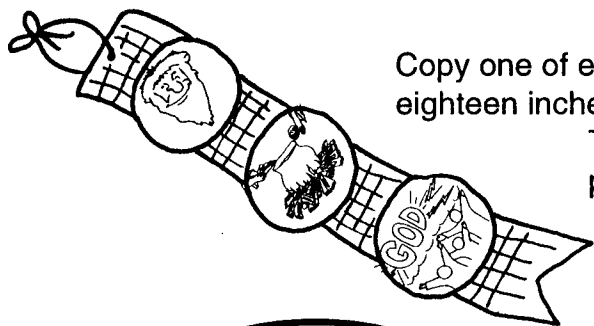
NAME

ABOVE


ALL NAMES

### Ezekiel Wall Hanging Craft Center

Copy one of each of the three pictures below on card stock. Cut felt or fabric into strips three inches wide by eighteen inches long, one for each child. Cut yarn into eight-inch lengths. Let the children color the three pictures. Talk about each picture and what it means. Help each child apply glue to the inside of a four-inch plastic lid. Press the pictures in place, one at a time. Apply glue to the strip of fabric at three evenly spaced intervals. Let the children press the backs of their plastic lids to the glue. Make a hole at the top of the fabric strip. Tie a piece of yarn through the hole.



# Dirty Cooking Pot Craft Center














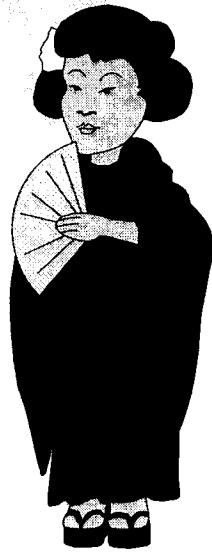
→ Brown Pipe Cleaner attached to jute tied around top of baby food jar

→ Baby food jar is covered with black electrical tape









→ Twigs gathered from outside can be taped to bottom of jar pot

Let the children make their own cooking pots from baby food jars. As the children wrap black electrical tape around the jar to make it look like a cooking pot, talk about Ezekiel's actions and how they showed what the Israelites' dirty hearts looked like to God. Let the children pretend to put stew ingredients in their pots or they can put in pictures of foods that have been cut from magazines. Then they can dump the food out and start over with a "clean" pot. You can end the activity by putting a heart full of love for the glorious Lord in it. Copy the hearts below, if desired.





Where did Lord of Glory meet with His "set-apart" people during Ezekiel's day? Where does God live today? Can we tell by the looks on these people's faces which ones are set apart for God? Who is the only One who can see our hearts and clean them up?



# Our words and actions bring praise to our glorious Lord!

