

April 13, 1997

4's, 5's & K

Praise the Lord of Glory!

Ezekiel 12-19

3EZE30PK



Materials I Need:

Memory Work:

The Prophet - *Ezekiel*

The Principle - *Praise the Lord of Glory with words and actions.*

The People - *Israelites living in exile around Babylon*

God's Attribute - *God is the glorious Lord.*

Aim Questions:


1. What is the name of the prophet we learned about today? (Ezekiel)
2. What were the false prophets saying? (Lies, not God's word)
3. What were the elders seeing and doing? (They were listening to false prophets and worshipping idols that made them forget God's glory.)
4. What action did Ezekiel do to show the Israelites that God's word is true and that King Zedekiah would leave Jerusalem as a captive? (Ezekiel packed his belongings and walked away from the city with his eyes covered.)
5. What did the Lord of Glory want to give the Israelites? (A new heart and a new spirit)
6. What makes our hearts soft and new? (Knowing and loving the Lord of Glory)
7. What do we do to keep a soft, clean heart? (Stop doing wrong; learn to do right.)


 Hook:


"Jerusalem" Center: Use the large laminated map of the Middle East and "build" a wall around Jerusalem and a wall around Babylon. The wall can be made by gluing down some "peanuts" (the Styrofoam pieces used for shipping) or with popsicle sticks cut into smaller pieces. In today's Bible Adventure, we will hear about Ezekiel digging a hole through a wall. He is digging the hole in Babylon but he's telling the people what will happen to the wall in Jerusalem.


"Ears for God's Voice": (3EZE30ECGF1) Listen to two tapes or CDs at the same time or have two teachers talking at the same time, saying different things. Talk about the confusion we have when we try to listen to two things at the same time. We must choose to listen to one or the other. Show the GF1 picture of the person listening to someone saying, "You can do whatever you want!" Talk about how important it is for children to listen to their parents rather than the wrong things their friends might be telling them. Have each child give an example from the previous week when they had ears but didn't listen. Each child can put his hands over his ears to show his or her disobedience. In today's Bible Adventure, Ezekiel will tell the Israelites that listening to false prophets will get them in trouble.


Listen Carefully Game: Play the "gossip game" by whispering a message to one child who then whispers it to the next child until it goes all around the circle of children. Whisper a message, like "Ezekiel crawled through a hole in the wall" or "Ezekiel packed his things in a bag," etc. See what the final message sounds like. Is it true? We will see if this is what the Bible says is true. Talk about true and false statements. What do we call words that are not true? (Lies) Does God want us to tell lies? No. He always wants us to say what is true. God's words in the Bible are all true.

 **“Peeking through the Wall” Peep Boxes: (3EZE30ECGF2)** Make peep boxes out of shoe boxes, one box per child if possible. Let the children color their GF2 picture and talk about what might be happening in the picture. (The picture will need to be reduced by at least 50%.) When the children have finished coloring, fit the pictures into their shoe boxes. Another alternative would be to provide pictures of children obeying and disobeying their parents. The children could color the pictures and put them in the end of the box to view.

 **Feel-It Bag:** Fill a bag with items of different textures to feel and describe. Include a “hard” trophy that we have used in past lessons to represent an idol. Include other objects that are hard, soft, fuzzy, smooth, rough, prickly, etc.) “Some people have hard hearts toward God. It isn't like this hard stone or hard idol, but it feels like it to God. Listen to the Bible Adventure and find out what gives people a hard heart”.

 **“Toys Can Become Idols” Center:** Have several popular toys displayed on a table when the children enter. Have them observe the items, even touching or picking them up. Next, ask each child what their favorite item would be from the table, and then what is their favorite toy at home. Ask them how they treat this favorite toy. (Do they take special care of it, do they play with it every day, will they share it?) With young children, emphasize the words with actions, like hugging one of the items to your chest, saying, “MINE!” Ask the children, “Is this how we should act? If we won't share something, or if when it is lost or broken, we get too sad, the item might be like an idol to us. If we are too selfish and possessive, we can become like the selfish Israelites.


 **Traveling Center:** Bring a closed suitcase. Ask the children, “If you were going away from home and could not come back, what would you take?” After the children have described at length what they would take, open the suitcase that you have filled with a variety of necessities and compare their answers to what was really in the suitcase. Let the children know that the Israelites had none of these items when they were taken as captives to Babylon. Slaves had nothing they could call their own.


 **“Clean Up Your Heart” Object Lesson: (Use the 3EZE28ECGF11 heart.)** Glue a beautifully colored picture of the Lord of Glory on a construction paper heart and cover it with clear contact paper. Let the children color it with dark-colored erasable markers or glue black pieces of construction paper over the heart. Add pictures of idols to the dark heart. The children can erase the marks as they talk about the ways we can “see” the glorious Lord. Talk about how we can “see” the Lord of Glory even though He is invisible. As you make a statement about God, erase a part of the dark marks from the picture. Continue erasing or removing glued pieces of dark paper until the Lord of Glory is clear. Say words like, “When we go to Bible School on Sunday and hear about Ezekiel's vision from the Bible, we ‘see’ the glorious Lord a little more clearly. When we ask our parents to read Bible stories, we hear about God's ways. When we obey our parents, we are walking on God's clear path. When we ask God to help us tell the truth, we stay on the right path. When we pray and thank God for loving us, we are showing our love for God.”




Book:

Presentation Ideas -

 Using Mr. Potato Head to represent an Israelite elder, put an Israeli turban on his head. As you put eyes in his head, ask what this Israelite elder was looking at and what he should have been looking at. Put ears on Mr. Potato Head and ask what the elder was listening to and what his ears should have been listening to. (A turban can be made from any long piece of material.)

 **(3EZE30ECGF2)** Look into the peep box that you made from a shoe box during the Hook time. Show the 8 1/2" x 11" GF2 picture of what is inside the peep box.

 Use the **3EZE30ECGF2, 3EZE30ECGF3, 3EZE30ECGF4, 3EZE30ECGF5, & 3EZE30ECGF6** pictures as you tell the Bible Adventure.



(3EZE27ECGF10) Use the mouth puppet described in the Took section of the first Ezekiel lesson. At the beginning of the story, show the mouth with the tongue stuck to the roof of his mouth because God gave Ezekiel an action to do rather than words to say. Turn the mouth puppet to the normal mouth when Ezekiel told the people what he was doing.

Bible Adventure -

Review: What is the name of the prophet we are learning about? Ezekiel. Ezekiel was living by the city of (Babylon) prophesying to the (exiles) who had been taken from Jerusalem, to live far from away for seventy years. Ezekiel saw a vision of the Lord of Glory. What made the Lord so glorious, do you think? What did Ezekiel see? (*Show the picture of Ezekiel's vision.*) What did God ask Ezekiel to eat? (*Show the picture of Ezekiel eating the scroll.*) God's words tasted so sweet to Ezekiel. How does God want us to "eat" His words today? (*Coming to Bible School to listen to stories from the Bible, asking our parents to read Bible stories to us, etc.*)

God made Ezekiel a "watchman" for the people of Israel. Ezekiel was always watching the Lord of Glory to see what he should say and do. What did God ask Ezekiel to draw? (*He drew a picture of Jerusalem with the Babylonian soldiers all around.*) What action did God give Ezekiel to do that would warn the Israelites of the danger that was coming? (*Show the picture of Ezekiel on his side.*) Ezekiel was tied up and getting thinner and thinner. This was a picture of the Israelites all tied up in their sins with hearts getting thinner and shriveled rather than filled up with the love of the Lord of Glory.

The Lord of Glory showed Ezekiel in a vision what was happening in God's holy temple at Jerusalem. What did he see when he looked through the hole in the wall? He saw elders praying to idols and thinking that the Lord God couldn't see them as they worshipped in the dark rooms. They didn't believe that God can see everything. Why did the Lord of Glory have to leave the temple in Jerusalem? Ezekiel in his mind saw the picture of the Lord of Glory leaving the temple because God would not share His glory with idols. God is everything that is right and good. Idols are not real. To worship idols is always wrong.

The Lord of Glory said to Ezekiel, "These Israelites are rebellious. They are doing just what they want to do. They are doing wrong and praying to idols. They are not obedient." It was like the elders were in the dark, stumbling over their idols. (*Show last week's picture of the men praying to the sun god.*)

Something else was happening that was wrong. The false prophets were making up lies and getting the elders and people to think they were telling God's words. They would say, "This is what God says. You don't have to stop doing wrong! You can do whatever you want." The elders had ears that were listening to these false prophets. God would never say it is okay to steal from someone. God would never say it is okay to worship an idol. The false prophets didn't know the Lord of Glory. They had never seen the glory of the Lord like Ezekiel had. They were not sharing God's words but their own. They said, "I have seen a vision of the Lord," but they hadn't seen the Lord of Glory. They were telling lies and people were listening. The Israelites had their ears tuned in to the wrong person. (*Show the 3EZE30ECGF1 picture of the man listening to the wrong words.*)

Are your ears tuned into God's Word? Are you listening to what God says in the Bible or to people who say bad words? If a friend encourages you to hurt someone else, do you do that or do you listen to God's Word in the Bible that says to be kind even to your enemies. If a friend tells you to disobey your parents and do what you want, do you do that or do you do what God's word tells you to do, obey your parents?

(Using Mr. Potato Head to represent an Israelite elder, put an Israeli turban on his head. As you put eyes in his head, ask what he was looking at and what he should have been looking at. Put ears on and ask what he was listening to and who he should have been listening to. Put hands on him, folded as if in prayer, and ask to whom he was praying.)

God gave Ezekiel an action to do that would show the idol-worshipping elders and false prophets what He thought about their lies. It was like He was going to let Ezekiel peep into a box and see what was going to happen in the future. He was giving Ezekiel the first peep! God said to Ezekiel, "Pretend like you are in Jerusalem. Pack your clothes and toothbrush in a bag as though you are going far away, to exile in Babylon. During the daytime, when people can see you, dig a hole through the wall, crawl

through it and put your belongings on your shoulder. Then cover your face so you can't see the land." This was to show the Israelites that God was getting ready to punish the Israelites because of their disobedience and idol worship.

God said to Ezekiel, "I want you to tell the Israelites why you did this. Let them know why you put your things in a bag and crawled out through the wall. Tell them that this is the way King Zedekiah will go to Babylon. He will put his things on his shoulder, dig a hole in the wall and crawl through it. He will cover his face so that he cannot see the land. Later, when the Israelites see this happening just as you said, they will know you have spoken My true words."

The Lord of Glory always tells the truth. His words are always true. What God says will happen always happens. (*Show the 3EZE30ECGF5 picture of the hard and soft hearts.*) God gave the Israelites a chance to see what was going to happen very soon when they were taken as slaves to Babylon. This would happen because they were letting their eyes see idols and hearts worship idols. God said to Ezekiel, "The people's hearts are hard because the idols that are in their hearts are hard. The only way for a person to get a soft, clean, new heart is by asking Me."

People need to know the true Lord of Glory in their heart. We get soft, clean, new hearts by loving and listening to the one true God. We get soft, clean hearts by turning from wrong and learning to do right. If we want to do right, God helps us if we keep our eyes on Him and our ears attentive to His word.

Prayer: Dear Lord of Glory, Thank You for sharing Your glory with me. Thank You for giving me a soft heart as I keep looking at Your words. I always want to live in Your glorious, right ways. In Jesus' name, Amen.



Look:



Ezekiel Actions Review: Act out Ezekiel's actions. Everyone pretends to pack their bags, dig a hole in the wall, crawl through the hole, put their belongings on their shoulders, and walk with their eyes partially covered. Go through the actions again in slow motion and fast motion. Use the mouth puppet to show that these are the actions Ezekiel did when his tongue was stuck to the roof of his mouth.



"Pack Your Bags" Coloring Center: (3EZE30ECGF2) After the story, return again to the suitcase. Ask the children what Ezekiel might have taken on his journey. Emphasize how few personal belongings people had (maybe a pair of shoes, an extra shirt, maybe a little soap). Ask the children if Ezekiel's suitcase would have looked the same as theirs. Discuss why or why not. Color the picture of Ezekiel leaving with his bag. Draw things on the page that you would want in your suitcase.



"Ezekiel Covered His Face" Center: (3EZE30ECGF3) As the children color, review the part of the story where Ezekiel leaves with his face covered so he could not see the land. Have one of the students be blind-folded and have them try to walk a small path. Discuss how Ezekiel's tongue was stuck to the roof of his mouth because God was not giving him words to say. Ezekiel was doing the actions that God asked him to do. Talk about what the people looking through the hole in the wall might be thinking about Ezekiel. Ask the children what they would think if they saw someone walking with their face covered. "Do you think they might stumble and fall? Where should we keep our eyes if we want to keep from stumbling? What were the Israelites looking at with their eyes? Were they stumbling? What should they have done?" God kept Ezekiel from stumbling because he was obeying God's words as a prophet.



Learning and Doing Center: (3EZE30ECGF4) As the children color the picture, talk about what the people are doing. Glue a small-sized 3EZE27ECGF10 mouth with the tongue stuck to the roof of the mouth onto the upper right part of the page to show that Ezekiel was doing what God said to do rather than saying words. Glue the normal mouth below the picture when Ezekiel told them what he was doing. Today we are hearing God's words to Ezekiel from the Bible. We don't have to be like the stubborn Israelites who wouldn't quit loving idols. We can love God more than anything else. Draw a "listening ear" on the child reading the Bible at the bottom of the page. Place a heart sticker on the Bible. God's words are sweet to those who want to learn to do the right things.

“Hard or Soft Hearts” Worksheet: (3EZE30ECGF5) Have the children glue or draw tiny idols on the people being taken away to Babylon. They can also draw eyes and ears on the people that looked at idols and listened to false prophets. Glue a penny to the hard heart and talk about how we can love money and the things that money buys too much. God can clean the love of wrong things from our hearts if we ask Him to change us to His right ways. Place a cross or Bible sticker on the clean heart.

Potential Idols Collage: Have the children look through magazines and cut out items that could be possible idols. Let them paste pictures of several items (popular toys, bikes, games, money, food, jewels, gold, animals, as well as pictures of idols from previous lessons) to a piece of construction paper. While doing this, discuss how each item can be fine, but it is the way we act with it and whether we share it that can make it become an idol. If it becomes too important in our lives, then it might make our heart hard toward God. Have the children label each picture as an idol from MD (modern day), E (either), LT (long time ago). Describe why each could be an idol and when.

Stumbling Block Game: Create an obstacle course of “stumbling blocks.” The maze can be made of chairs, tables, or any designated objects. It would be good for the children to crawl through a dark area, like two chairs covered with a blanket, in which have been pinned the various idols we have studied. Mark another path that is straight and clear with masking tape. Tell the children that these are like the roads to becoming godly people, people who have soft hearts filled with love for the glorious Lord. Give small treats at the end of the straight path. Each student can choose whether he or she wants to be an “idol worshipper,” which would take them on the obstacle course, or a “God worshipper,” which would allow them to go on the straight path. (The obstacle course is fun and all the children will want to go on it. Encourage each child to take the straight path that ends with something good.) Discuss how the wrong path can be fun and exciting, but there is nothing good at the end. Being obedient to Mom and Dad, getting along with your brother or sister, sharing your favorite toy, etc., are not as exciting or fun as doing what you want, but you develop a soft heart toward God if you do what He says.

“Too Close to Our Faces” Game Center: Have students paste large tongue depressors to the bottom of paper plates. Then on the plate, have them paste a picture of something that could become a present-day idol or one of the idols from previous lessons. Next, choose one child to be an “idol worshipper” whose eyes have been blinded by false teachings and the worship of idols. Have that child hold the paper plate in front of his face so that it obscures his vision. The blank side of the paper plate should be toward his face with the picture on the back side so that he can’t see it. Have the other students describe the picture on the plate without saying what it is. The hidden child must determine what the object is. You can continue with a different child and a different picture on another paper plate. On the final one, have the children describe the picture of the Glorious Lord revealing Himself to Ezekiel. When we keep looking at other things, it is hard to see the Lord of Glory and walk in His right ways.

Game Center: (Similar to Red Rover, Red Rover) Place all of the children in a line holding hands. Tell them they are pretending to be idol worshippers. Take one of the children and tell him he is a godly person trying to get away from seeing the idols. Have him stand about 10 feet in front of the line. Then all the children in the line shout, “You can do anything you want to do!” The other child responds, “No, I must obey God,” and tries to break through the line. If the child makes it, he gets to stand with the teacher, (named Ezekiel in this game) but if he doesn’t, he must join the line of “idol worshippers” and another child gets a chance. Talk about how difficult it is to do the right thing when everyone else is doing whatever they want to do.

Songs:



Oh, Be Careful, Little Eyes, What You See

Oh, be careful, little eyes, what you see. (Other Verses: "Oh, be careful, little ears, what you hear; Oh, be careful, little hands, what you do; Oh, be careful, little feet, where you go; Oh, be careful, little heart, what you love.)

Oh, be careful, little eyes, what you see.
For the Father up above is looking down in love,
So, be careful, little eyes, what you see.



"I Can't See You" (Tune: "Are You Sleeping?")

I can't see You. I can't see You.
What is wrong? What is wrong?
I don't see Your glory. Tell me, "What's the story?"
Where are You? I need You!

(Second Verse)

I can't hear You. I can't hear You.
What is wrong? What is wrong?
I can't hear your sweet words.
Something's in my ears, Lord.
Where are You? I need You!

(Third Verse)

I am here, Lord. I am here, Lord.
Show me, please, who You are.
I will hear your words, Lord.
I will see Your works, Lord.
Glorious God; glorious Lord.



Took:



Be Careful, Little Eyes: (3EZE30ECGF6 and last week's 3EZE29ECGF11 idols) Sing the verses to the "Oh, Be Careful" song as you show the children the colored GF6 picture. When you look at the stumbling and falling middle section of the page, sing the verses about the eyes and feet. Place last week's GF11 picture of idols (reduced in size) in the stumbling man's hands as you sing the verses. Talk about how in our lives, money and what it buys can easily become our idol. Show the children the symbol for money (\$) on the GF6 picture, then put a Bible sticker on the page. God's words light our way so we don't get off on the wrong path.




Turn Away from Wrong Ways: Practice looking at pictures of good deeds and pictures of anger, unkindness, etc. As the children look at the pictures of wrong deeds, they cover their eyes and walk in the opposite direction. "Are there any wrong things you see on television, in magazines or with your friends? What should you do when you see something you shouldn't? You should close your eyes, stay away from it, and tell your parents."



Caterpillar Center: Discuss how we are often like caterpillars, becoming a little more like a beautiful butterfly the more we learn about God and obey his word. Discuss what a caterpillar is and how it will some day become a beautiful butterfly if it does what God has made it to do. When we keep God's words in front of our eyes and listen to them with our ears, we will become beautiful and soft in our hearts, not selfish and hard-hearted. Make caterpillars to take home. Have the students take home their caterpillar to remind them that we always need to obey God more each day. He is not done with us yet.

- 1) Each child needs a three-cup segment from an egg carton. Cut one 12-inch length of string for each child. Using a hole punch, make eyes from construction paper scraps.


- 2) Set out glue sticks, markers and paper eyes. Hand each child an egg-carton section.
- 3) Encourage the children to decorate their caterpillars.
- 4) Punch a hole at the front of each child's caterpillar and tie a string into the hole as a leash.



Ears that listen to false teachers rather than obeying God's words make us stumble and fall off God's right path.



God asked Ezekiel to dig a hole through the wall and take his belongings out through it.




Ezekiel covered his face as he
walked away from the wall.
The people were watching
to see what Ezekiel was doing.




Ezekiel dug a hole in the wall and packed his belongings to leave Jerusalem.

The Israelites watched and wondered what Ezekiel was doing.





Learning and doing shows we believe God and love Him.




Learn God's words and do what they say.

The Israelites were taken to Babylon because they wanted to see and worship their idols.



Hard hearts are filled with love for idols.



Only God can clean a heart, making it soft and changed to His right ways.


Covering
our ears
so we
cannot hear
God's words



Covering
our eyes
so we
cannot see
God's works



**Idols in front of the Israelites' eyes
caused them to stumble and fall.**



Eyes that
look at
idols



Ears that listen to false
prophets rather than
God's true words.