

March 16, 1997

Ezekiel 1-3

4's, 5's, & K

3EZE27PK

Praise the Lord of Glory!



Materials I Need:

Memory Work:

The Prophet - *Ezekiel*

The Principle - *Praise the Lord of Glory with words and actions.*

The People - *Israelites living in exile around Babylon*

God's Attribute - *God is the glorious Lord.*

Aim Questions:

1. What is the name of the prophet we learned about today? (Ezekiel)
2. What were the Israelites called who were slaves in Babylon? (Exiles)
3. When Ezekiel saw the glorious Lord, what did he do? (He fell face down.)
4. When Ezekiel saw and heard the glorious Lord, what did he say? (Praise the Lord of Glory!)
5. Were God's words sweet to Ezekiel? (Yes, sweet as honey)
6. Were God's words sweet to the Israelites? (No. They were stubborn and didn't want to listen to God's words.)



Hook:



The Prophet Ezekiel Center: (3EZE27ECGF1) Ask the Children's Department to send you the small model of a wooden door with a lock and key. Tape the picture of Ezekiel to the back of the door. On class day, let the children take turns knocking on the door, asking, "Who is there?" and opening the door with the key. Introduce the new prophet; his name is Ezekiel. Have the children review the meaning of the word prophet. (Prophets are special men chosen by God to give out God's words.) Have the children attempt to say the name Ezekiel.



The "People in Exile" Bean Bag Toss: (3EZE27ECGF2) The Israelites living in Jerusalem were captured and taken away to Babylon. The circle is the geometric shape that we have chosen to represent Babylon. The word exile, here, means "taken away." The Israelites were taken away to a different country, a far away place. Help the children understand exile or taken away. Tape the GF2 picture of the Israelites inside the circle symbol to the outside of a large cardboard box. The height does not matter as much as the size of the opening. Make it large. The children can stand a distance away from the box, "taken away into exile," and throw bean bags at the box. Being in exile is difficult, like trying to get the bean bag inside the box.





Prophets Review Map Center: (3EZE27ECGF3 & 3EZE27ECGF4) Let the children color the map of the Middle East. Point out the places we have learned about so far. Review the names of the prophets and their messages about God by gluing the GF4 pictures on the map. Glue a GF4 picture of King Nebuchadnezzar near the city of Babylon. Have the children listen to you say the names "Babylon" and "King Nebuchadnezzar." Let the children use the play people and animals in your class bin to move around the map.




"Who Is God?" Center: Use rhythm instruments to sing about God's glory. Ezekiel will have something to say about who God is. All the prophets did! Ezekiel says, "God is the glorious Lord!"

The children will find out what the word “glorious” means in the weeks to come. Today, have the children listen to you say the word. Make grand hand motions and use expressive gestures every time you say the word. Sing the songs about God's glory suggested in the song section of this lesson.

 **Sweet Words Puzzle Center:** Request the hand painted puzzles of Ezekiel eating God's sweet words, 3EZE27ECGF5 or 3EZE27ECGF6. There are several available and beautifully illustrated. The picture won't make complete sense until the children have heard the Bible Adventure, but you can begin to build curiosity. Ask questions about the puzzle. Try to bring the name of the new prophet into the conversation as you help or watch the children make this puzzle. Ask what sweet things the children eat at home. Mention that honey was the sweetener of choice in Bible times.


 **Glorious Gems Center:** Ask the Children's Department to provide rhinestones and sequins for the children to touch and play with. Be sure to include a brilliant blue sapphire in the collection because in Ezekiel's vision, the Lord of Glory appeared to be on a sapphire throne. See if the children can find the brightest gem in the pile. With young children, you will probably find several interpretations of bright. Just praise all efforts and use the phrase “God is the glorious Lord” often.


 **“Scroll Rolls”:** During Hook time, let the children roll up their crescent roll “scroll” as indicated on the package directions. The children can pretend to write some of God's words on their scroll. These words can be from Exodus 20 (Don't worship idols, don't covet, don't steal, etc.) or from Isaiah 1:16 (Stop doing wrong. Learn to do right.). Bake the crescent rolls according to the directions on the package, noting which scroll belongs to each child. During Snack time, the teacher squeezes a dab of honey on the scroll and hands it to the child, saying, “Eat the scroll” or “Eat God's words.” Talk about how God's words are sweet to those who want to learn to do right but not sweet to those with stubborn hearts.





Book:


Presentation Ideas -

 Use flannel graph pictures to tell the story. Show the 3EZE27ECGF5, 3EZE27ECGF6, 3EZE27ECGF7 and 3EZE27ECGF8 pictures of Ezekiel from this lesson. Always tell the story with an open Bible in your lap. Place the pictures you will use inside your Bible.

 Make an overhead transparency of the 3EZE27ECGF8 watchmen. As you tell the story you can use this to show a “regular” watchmen for the city, and show that Ezekiel was God's watchmen. In order to do this use 3EZE27ECGF7, telling the children that “a watchman warns the city of danger”. Then with a small piece of white paper taped behind Ezekiel's head on the transparency 3EZE27ECGF8 place GF8 over GF7. Ezekiel now becomes the watchman! A watchman for the city watches carefully what is going on in and around the city. He warns the people of danger that is coming. God said Ezekiel was His watchman, warning the Israelites of the danger that was coming to Jerusalem.

 Use a three-way light bulb to illustrate God's glory. Bring a lamp without the shade, so when you turn on the light bulb to the first degree of brightness, it is pretty bright. Ask the children to describe the light bulb. Help them choose an adjective to describe the light. You may have to give them one like bright, light, or hurts my eyes. Then turn up the light switch a notch. Ask, “Is it brighter still?” Turn it up again. “How about now? How bright is the light? God is much brighter than the brightest light. God is full of glory.”

 Use this act-out prayer to quiet the children. “Open my ears to hear Your Word” (Point to ears.) “Open my eyes to see Your ways.” (Point to your eyes.) “Open my hands to show Your love. (Hold out hands.) “Open my mouth to tell Your praise.” (Point to mouth.) Open my heart to love You more!” (Point to heart.)

 Assemble the 3EZE27ECGF5 or 3EZE27ECGF6 hand-painted puzzle in front of the children as you tell the story. The children who made the puzzle during Hook time will recognize it.

Bible Adventure -

Review: The Israelites didn't obey God and were taken as slaves to Babylon. They were called exiles or captives. Say with me, "The Israelites were **exiles** in Babylon." Do you remember what the wrong things were that they did? They worshipped idols, wanted things that other people had, stole to get things, were selfish and proud. They didn't listen to God or obey Him. Can you name some of the prophets that God used to tell the Israelites to obey? Yes, Amos and Hosea went to the Israelites living around Samaria. Joel, Isaiah, Micah and Zephaniah prophesied to the Israelites living around Jerusalem. Can you believe those stubborn Israelites? Can you believe how much God loved them to give them all those prophets and they still wouldn't listen? The Israelites were taken away from Jerusalem and were living around Babylon.

God had another obedient messenger for His rebellious people. I want to introduce you to obedient Ezekiel. (*Show his picture and repeat the name Ezekiel several times by saying "Eze-Eze-Eze-Ezekiel."*) You could find him in the streets of Babylon walking around and visiting with people. He was an exile or captive, too. He had been studying to be a priest when he and the other Israelites were taken as slaves to Babylon.

Ezekiel was 500 miles from Jerusalem. He was standing down by the river enjoying the water, listening to the birds and maybe praying. Many of the "good fig" Israelites came to this area to pray and talk to God. This particular day was a time that Ezekiel would never forget. God gave Ezekiel a picture in his mind as He spoke to him that day by the river.

Ezekiel looked up at the sky and saw a windstorm coming out of the north. He saw a huge thunder cloud with lightning flashing from it. All around the cloud was brilliant, dazzling light. It was brighter than the shining sun. It was like the brightest fire you could imagine and in the center of the light Ezekiel saw four living creatures. He called them creatures because in one way they looked like people, but in other ways, they looked like angels. There were four of these living creatures that glowed like fire torches. They stood straight and tall, and together it looked like they formed a kind of box. Each living creature had four wings, two that spread out and touched the creature next to them and two that covered their bodies. Beside each living creature was a large wheel that sparkled like a brilliant, shiny yellow-green stone. These creatures moved together back and forth like flashes of lightning. They would move forward, (*snap your finger*) that fast. They would move backwards, (*snap your finger*) that fast!

Ezekiel was stunned by what he saw, but that was not all he saw. Above the living creatures, high and lifted up, was the glorious Lord God on a dazzling throne of blue sapphire. His body was glowing like a fire. A brilliant light surrounded Him like a glorious rainbow of colors. When Ezekiel saw the glorious Lord God, he fell down on his face. There was nothing else he could do, he was so overwhelmed with the light and glory and beauty of God.

Today, we don't see God Himself, as Ezekiel did in his vision, but we do see all around us the beautiful creation God has made. We see God's glory in the majestic mountains covered with snow. We see God's glory in a beautiful sunset. We see God's glory in a sparkling lake or a fragrant flower. We see God's glory when we see a rainbow. When we see God's brilliant glory, we want to get on our knees and say, "Thank you, Lord of Glory, for all You have created. Thank You for showing me Your power and glory in the rainbow and sunset."

As Ezekiel was on the ground, he heard the glorious Lord's voice saying, "Stand up on your feet and I will speak to you." Ezekiel felt the Spirit of God raising him to his feet. God said, "I am sending you to the stubborn-hearted Israelites to warn them one more time to listen to My words. Don't be afraid of them or their words. Don't get discouraged. You must speak My words to them, whether they listen or close their ears." God loved His people, the Israelites, so much that He would keep warning them to stop doing wrong and start doing right.

Then, another amazing thing happened to Ezekiel. God said, "Open your mouth and eat what I give you." Ezekiel looked and saw what looked like a hand stretched out with a scroll in it. On both sides of the scroll were written God's words of warning to the Israelites. It said, "Stop doing wrong. Learn to do right." God said to Ezekiel, "Eat the scroll; then go and speak my words to the house of Israel." Ezekiel obeyed God; he opened his mouth and ate the whole scroll. To his surprise, it tasted sweet as honey in his mouth. He felt satisfied and full.

That isn't the way we treat God's words today, is it? We don't eat the Bible. In a way, we do when we listen to it and read it. We take it into our mind just like you take food into your mouth. God's words are

food for our souls. If your heart is right, God's words are sweet to your mind and they satisfy and fill you. If you are stubborn-hearted, God's words seem tell you not to do anything fun. You don't want to hear them. We can choose whether we listen to God's words and obey them or whether we ignore them and disobey like the Israelites. When we listen and take God's sweet words into our minds, sweet words will come out of our mouths.

God asked Ezekiel to be a watchman for His people, the Israelites. A watchmen would walk on the wall around the city, watching for the enemy so they could yell words of warning. Watchmen were like guards. Ezekiel was God's watchman or guard for the Israelite exile's minds. He was to watch or guard what went into their minds and hearts. He was to share God's words with them so they could eat them up and feed their minds. Ezekiel knew that some would listen and some wouldn't. He was excited about his new job for God. Ezekiel thought, "Praise the God of glory!" Glory means all the awesome, majesty, rightness and wonderfulness that belongs to God.

God's words are sweet when we want to learn. I love God's words and "eat them up" every day. I want to know what the Sovereign Lord has to say to me. Do you?

Prayer: Dear glorious Lord, thank You for Your sweet words that bring life and satisfy our souls. You are my Savior. Help me do what is just and right. In Jesus' name, Amen.



Look:

- "Lord of Glory" Craft Page: (3EZE27ECGF5)** Color and decorate Ezekiel's vision of the glorious Lord with the most beautiful sequins and glitter you can find. Point out the features of the vision, the cherubim, the sparkling sapphire throne, the glowing light, the flashing light, the rainbow light, etc. Use spectacular words, with a sense of awe, as you talk about God's glory. We don't see God's sparkling throne with our eyes right now, but someday we will, if we love Him and obey Him. God was telling the Israelites that they were choosing to worship an ugly idol rather than the magnificent Lord of Glory.
- "Eating Sweet Words" Craft Center: (3EZE27ECGF9)** Ask the Children's Department workers to prepare the supplies. Follow the directions for assembly on class day. The children will say, "Ezekiel ate God's sweet words." Talk about how God's words are sweet to the people who want to love and obey the true God. We don't put the Bible words in our mouths, as Ezekiel did, but we can see the words with our eyes and hear the words with our ears. God's words will make us grow strong and healthy.
- Ezekiel Watches for Danger: (3EZE27ECGF7 & 3EZE27ECGF8)** Ask the Children's Department to cut out the GF8 picture of the watchman, Ezekiel. The children can tape his picture over the GF7 watchman and color the picture. Tape just one side of Ezekiel so that he flips over the watchman picture. Ezekiel was warning the Israelites in Jerusalem that the wall would be torn down by the Babylonian soldiers. The Israelites should stop loving idols more than the glorious Lord. Save this picture to use next week. They will add details and review, using the watchman picture.
- Ezekiel Lace Up Cards: (3EZE27ECGF5)** Copy the picture of Ezekiel's vision on light yellow or gold paper. Glue the picture to red cardstock. Punch holes in the cardstock as indicated in the example. On class day let the children lace yellow yarn in and out of the holes. NOTE: The vision Ezekiel saw is difficult to comprehend even in the mind of a mature teacher. Imagine how the picture will look to a young child. Do not let this picture become a distraction to the character of God. The picture is described in the Bible, and everything in the Bible is true. God has good reasons for giving Ezekiel the picture He does. The focus on this lesson, and the purpose of the picture, will be to show God's great GLORY! His GLORY is magnificent and wonderful indeed!
- Ezekiel's Vision Activity Center: (3EZE27ECGF11)** Ezekiel saw a picture of God's glory in the sky. The creatures surrounding God's throne were unusual to look at, but they knew how to praise the glorious Lord. The creatures had four faces, one on each side of their "heads." Let the children cut out the four faces and stick them on four sides of a small potato. Talk about how humans praise God with their words and actions. Animals don't praise God with words, but they do what God created them to do. We want to praise the glorious Lord with our words and our actions.

Ezekiel Reminder Action Center: Take the children to an open, safe place. Let the class throw balls against a wall, to each other, or to a teacher. You will need several balls; a ball for each child would be ideal. Every time a ball is thrown, have the children say, "The Glorious Lord!" Ezekiel saw a picture of the Glorious Lord. He praised God with his words and his actions.

Rhyming Center: Ezekiel said God is the glorious Lord. We should praise Him with our words and actions. The word glorious means magnificent and bright. Have the children think of words that rhyme with the word glorious or glory. They do not have to be real words. Just put new sounds in front of glorious, like morious, torious, chorious and story, gory, flory.

"Pin the Ear on the Israelite" Game: Choose one child to be the Israelite. Blindfold another child and spin him around. As the child gets warmer, (close to the child who is the Israelite) the children will say, "Praise the God of glory!" As the child goes away from the Israelite, the children can say, "Don't go near the idol!"

Living Creatures Game: Pretend to be in the "Living Creatures" vision. Designate four children to be living creatures, their arms stretched out to form the shape of a box. Designate four children to be wheels that move beside them. Give visual directions by pointing east, west, north or south. (You may need 2 teachers giving the signals so that all the "living creatures" and "wheels" can see.) The children will move backwards, forwards and sideways as quickly as they can.

Kaleidoscopes Activity Center: Make or look at kaleidoscopes of brilliant colors. Let the children try to describe the brilliant colors. Look through the kaleidoscope away from the light and in front of a bright light. Talk about the difference in brightness. Use words like "brilliant, sparkling and dazzling" to describe God's glory.

"Sovereign Lord Says" Activity: Try and say, "This is what the Sovereign Lord says," with your tongue stuck to the roof of your mouth. When it is God's words, your tongue will be normal as you speak. This could be a variation of "Simon Says" called "Sovereign Lord Says." When the teacher says "Sovereign Lord Says," the children can speak normally. When the teacher says, "Prophet Says," the tongue is stuck to the roof of the mouth.

Snack Center: Serve honey sticks to the children for a sweet snack. God's words were sweet to Ezekiel. Remind the children of this lesson as you eat the snack. Ask the Aim Questions that pertain to the sweet words. Show the children the 3EZE27ECGF6 picture of the child reading God's words. As we learn more and more about the glorious Lord, His words become sweeter to us.

Missionary Center: Use the act-out prayer in the Presentation Ideas to pray for the class missionary. Substitute the missionary's name for the word "my" in the prayer. For example: "Open the missionary's ears to hear Your Word" (Point to ears) "Open the missionary's eyes to see Your Ways," etc.

Quiet Center: Ezekiel did not speak unless he was speaking the words of God to the people. Pretend to be quiet Ezekiel. Sit in a darkened room and do not say a thing. The teacher turns on a bright light (the light bulb as described in the Presentation Ideas) to signal the end of quiet time.

Songs:

Hallelu, Hallelu, Hallelu, Hallelujah, Praise Ye the Lord
Hallelu, hallelu, hallelu, hallelujah! Praise ye the Lord!
Hallelu, hallelu, hallelu, hallelujah! Praise ye the Lord!
Praise ye the Lord! Hallelujah! Praise ye the Lord! Hallelujah!
Praise ye the Lord! Hallelujah! Praise ye the Lord!

Fairest Lord Jesus
(Verse 1)
Fairest Lord Jesus, Ruler of all nature, O thou of God and man the Son.
Thee will I cherish, Thee will I honor, Thou my soul's glory, joy and crown.
(Verse 2)

Fair is the sunshine, Fairer still the moonlight, And all the twinkling starry host.
Jesus shines brighter, Jesus shines purer Than all the angels heaven can boast.

(Verse 3)

Beautiful Savior! Lord of the nations! Son of God and Son of Man!
Glory and honor, Praise adoration, Now and forevermore be Thine!



We Will Glorify

We will glorify the King of kings, (Show Isaiah's vision) We will glorify the Lamb.
We will glorify the Lord of lords, (Show Ezekiel's vision) Who is the great I Am.

(Verse 2)

Lord Jehovah reigns in majesty, We will bow before His throne.
We will worship Him in righteousness, We will worship Him alone.



What a Mighty God We Serve

What a mighty (glorious) God we serve!
What a mighty (glorious) God we serve!
Angels bow before Him; heaven and earth adore Him.
What a mighty (glorious) God we serve!



Ezekiel Was a Prophet (Tune: "If You're Happy and You Know It")

Ezekiel was a prophet sent from God. (Clap, clap)
Ezekiel was a prophet sent from God. (Clap, clap)
E-Z-E-K-I-E-L, to the X-I-L-E-S.
OH, Ezekiel was a prophet sent from God. (Clap, clap)

(Verse 2)

Ezekiel was a prophet sent from God. (Clap, clap)
Ezekiel was a prophet sent from God. (Clap, clap)
To the exiles far away, Seventy years they would stay.
Stubborn hearts to this day, says the Lord. (Clap, clap)



"Glory to His Name" chorus

Glory to His name; glory to His name.
God sent His words and they tasted sweet.
Glory to His name.



"Glory, Glory Hallelujah" chorus

Glory! Glory! Hallelujah! Glory! Glory! Hallelujah!
Glory! Glory! Hallelujah! His truth is marching on!



Took:



KNOW & DO: We know Ezekiel saw God's brilliant glory and ate God's sweet words. We do want to praise Him with our words and actions. Glue a large blue sapphire or some other bright object to the end of a dowel or paint stick. Let the children take turns holding the "sapphire stick" while talking in the group. The wand will encourage shy children to speak because they will want to hold the stick. Whoever is holding the stick finishes the sentence, "God is. . ." The teacher begins by saying, "God is glorious!" It is okay if all the rest of the children say the same thing as the teacher, but some may come up with attributes of their own. It is called praise when we tell God who He is from the Bible. The class is praising God with their mouths. At home the children can ask Mom or Dad how to praise the glorious Lord with their actions. Practice asking Mom or Dad, "How I can praise the glorious Lord with my actions?" Say the words together as a class, "How can I praise the glorious Lord at home?"



Speaking God's Words: (3EZE27ECGF10) On a tongue depressor or paint stick, tape or glue the tongue-tied mouth on one side and the normal mouth on the other. Talk about how Ezekiel could not speak unless he spoke God's words. Give the children examples of words we might hear on a Sunday morning. Ask them if those are God's good kind of words or whether we should stop saying

them. Examples might be, "Mine! No! Please, may I have another cracker, etc. Put the appropriate side of the tongue depressor to your mouth and say the words. Let the children practice saying God's good words. Have them say, "God is the glorious Lord."

Reviewing the Aim Questions: (3EZE27ECGF9) Make up one of the GF9 crafts that reminds us of eating God's sweet words. Attach the Aim Questions to the end of the string. Cover the back of the craft with felt and hang the craft on a felt board for the class to see. Choose several children to pull a question off the end of the string for the class to answer. Review any points the children may have missed in the Bible Adventure.

String Bright Froot Loops: Give each child a handful of Froot Loops cereal and a long piece of yarn. Place masking tape at the end of the yarn so stringing the cereal will be easy for little hands. Let the children each string several pieces of cereal. After a while, ask what the word "glory" means. God's glory is magnificent and bright. (Make grand hand motions again.) Have the children look for the brightest piece of cereal in their handful. Say, "God is the glorious Lord!"

Glorious Lord Coloring Center: (3EZE27ECGF12) The prophet, Ezekiel, looked toward heaven and saw a picture of God's glory. He looked into the sky. The two little girls in the picture are looking into the sky. One is pointing at the stars. The stars show God's glory, too. God's glory is bright, beautiful and magnificent. Tell the children to color the picture and place gold foil stars on the large stars. The heavens show God's glory.


Mural of God's Creation Center: Find pictures in magazines of things that God created and we enjoy looking at. Make a mural and spend time praying and thanking God for His glorious creation.



The Lord of Glory
said to Ezekiel,
"I have made you
a watchman
for the house
of Israel."

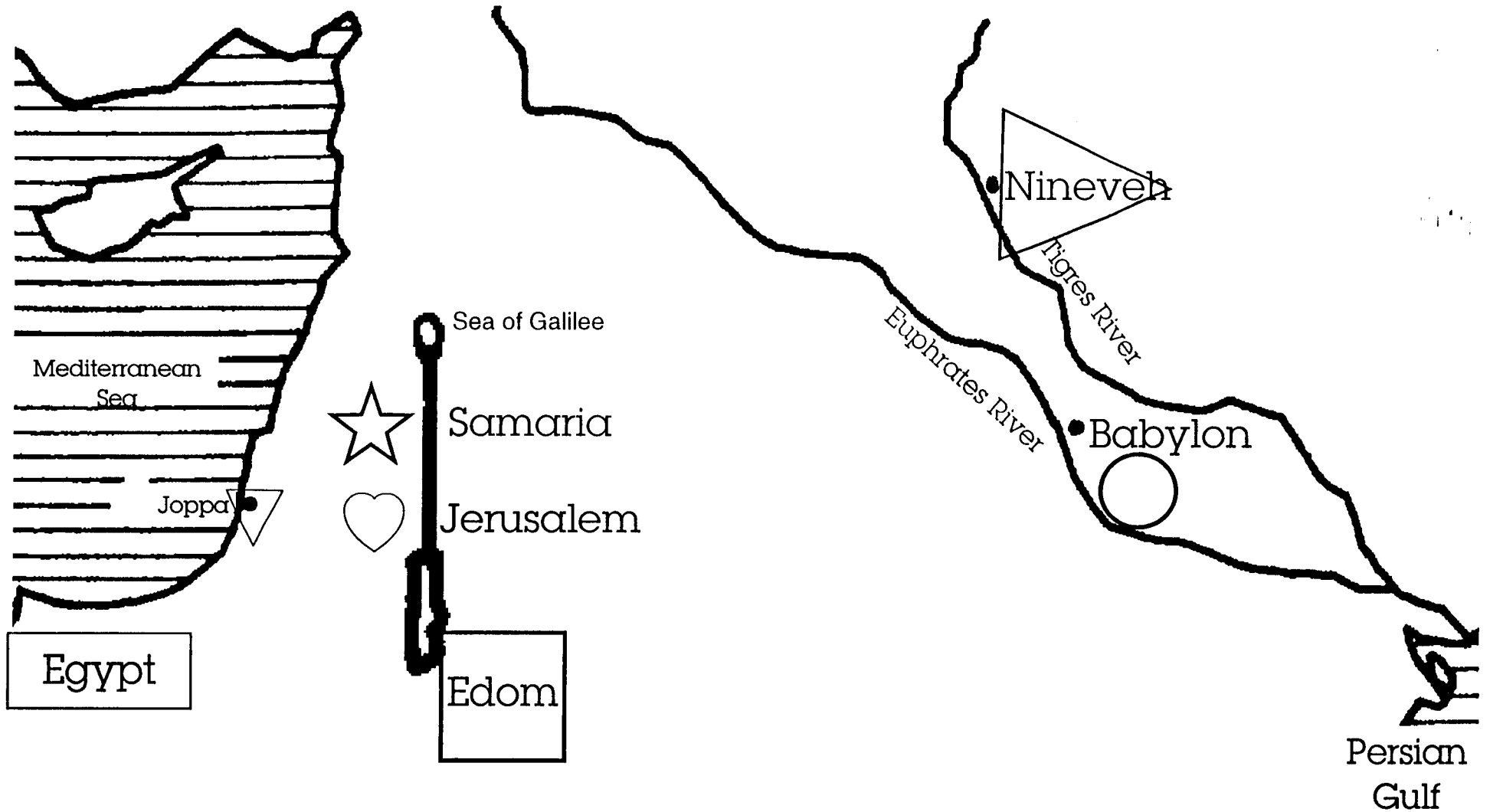


The children of Jacob
are living in exile
around Babylon.
They miss their
homes and friends.





After seventy years,
the Israelites will go
home to their own land.


Map of the Middle East during the time of the Prophets




Babylon was a beautiful city, but it was not home for the Israelites.




Glue the above dragon, bull and lion to the walls of Babylon.
Glue the prophets below to the map of the Middle East.





**Ezekiel saw the
Lord of Glory.**

Ezekiel tasted the scroll.
God's words were sweet.




God's words in the Bible
will become sweet to you
if you ask God to help you love them.

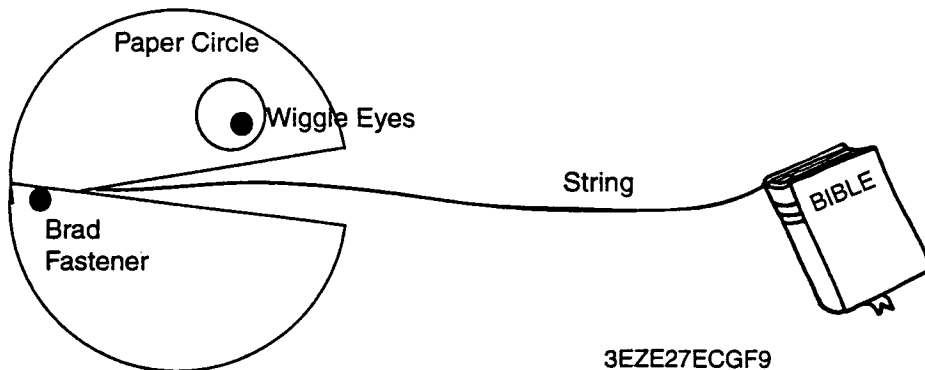


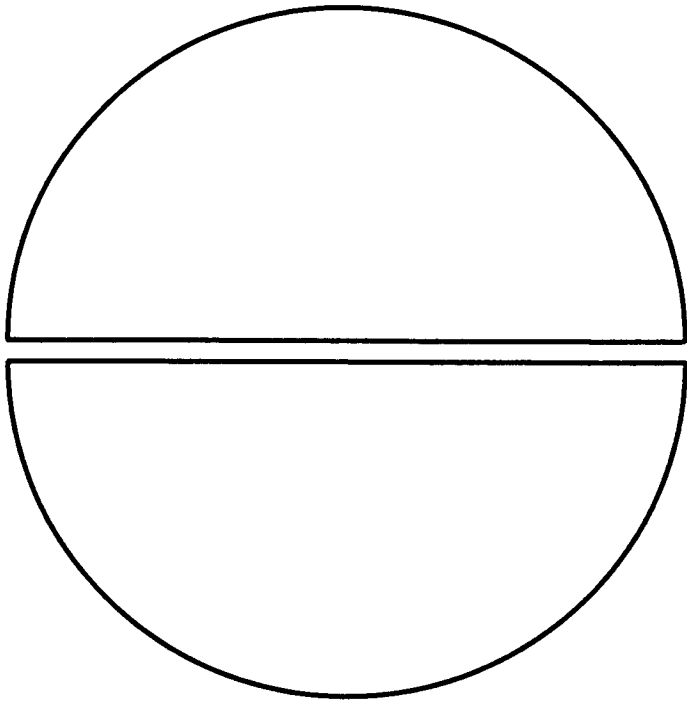
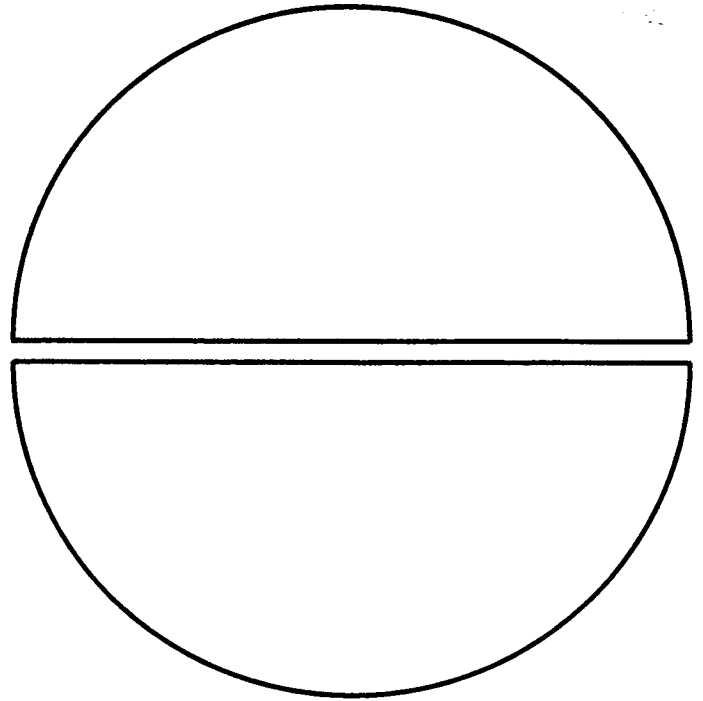
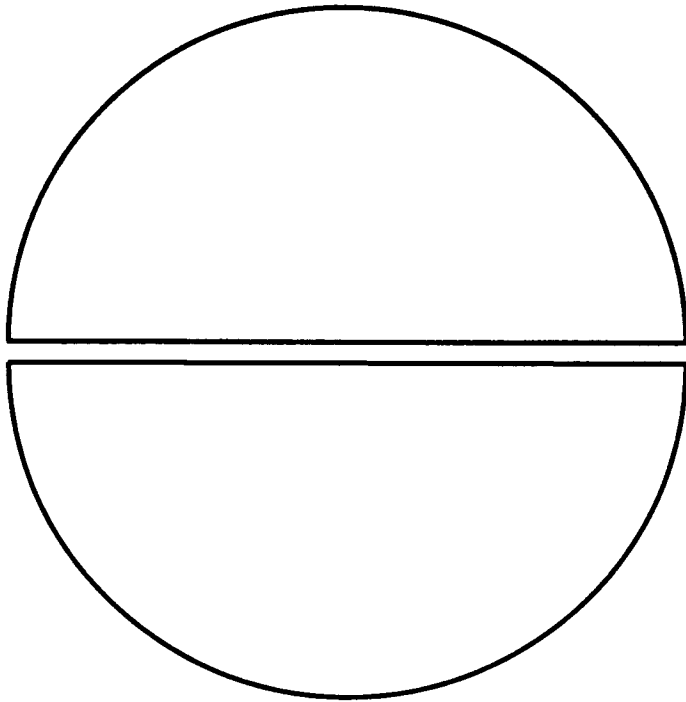
**A watchman warns the
city of danger.**




**The glorious Lord told Ezekiel,
I have made you a watchman for the house of Israel." Ezekiel 3:16**




Sweet Words Craft Center



Instructions: Cut out two half circles per child's craft. The child fastens the halves together with a paper fastener so that the mouth opens and closes. Glue wiggle eyes to the upper half circle. Tape one end of a piece of string to the mouth and the other end to the Bible. Pretend that the person is eating God's words, like Jeremiah, by putting the Bible in the person's mouth. God's words are sweet to those who love Him from their hearts.




Ezekiel's tongue was stuck to the top of his mouth when the Lord of Glory did not give him words to speak.




Ezekiel's tongue was in its normal place when the Lord of Glory gave him words to say.

Living Creature Faces


Cut a strip of the four faces for each child. The children can stick the faces on four sides of a small potato, box, or Styrofoam ball.




Eagle




Eagle




Eagle



Ox



Ox



Ox



Lion



Lion



Lion



Man



Man



Man



We can see some of God's glory as we look at the bright lights of the moon and stars that He created.