

Materials I Need:

Legend:



= Option 1, Appropriate for 1st – 2nd Grade

= Option 2, Appropriate for 3rd – 6th Grade

Memory Work:

“I will take you as My own people, and I will be your God. Then you will know that I am the LORD your God, who brought you out from under the yoke of the Egyptians.” Exodus 6:7

Aim Questions:

1. How did Pharaoh turn the Israelites against Moses and Aaron?
2. Why did the Israelites not listen to Moses and Aaron?
3. What promises did the LORD emphasize He was going to keep in chapter 6?
4. What are the ten plagues in order of occurrence? Over what period of time did they take place?
5. How did the LORD reveal His character, and what did He accomplish through the plagues?
6. How did the LORD make a division between the Israelites and the Egyptians during the plagues?
7. Since God does not primarily use miracles today to reveal Himself, what does He use today? Hebrews 1
8. How does our obedience to the authorities that God has placed over us demonstrate our obedience to Him?

Hook:



Wall Mural (*Preparation for BOOK Activity*). Hang a piece of butcher paper on the wall and make a mural showing the Israelites on one side and the Egyptians on the other. Using **1EXO03.GF1 Pgs. 1-5** (request copies prior to class so that you have enough for everyone to share), color and cut out the people, animals, landscapes and miscellaneous items. Draw the Nile River along the bottom of the mural, and place the picture of Moses, Aaron and Pharaoh at the top of the mural. Create two separate scenes (one of the Israelites and one of the Egyptians) using all of the miscellaneous pictures to make the picture as realistic as possible. Review how the Israelites had come to Egypt to escape the famine during the time of Joseph and how they had been there over 400 years! They had become slaves to Pharaoh and had cried out to God for deliverance. We will use this mural during the Bible Adventure to illustrate the ten plagues. Color and cut multiple copies of the frogs, flies and locusts to be used on the mural. The boils, darkness, hail, blood in the Nile, gnats and the death of livestock and firstborn children can be illustrated directly on the mural by coloring, crossing out, turning over or removing the existing pictures of animals or people. Leave the mural up for the following week when we will discuss the tenth and final plague in full.



Jumping Frogs (*Game*). Follow the directions on **1EXO03.GF2** to make a jumping frog. Have a race! See how far students can make them hop! Ask students how many of them like frogs. **How much** do they like them? Today they will hear about a stubborn ruler that got more frogs than he really cared to have around!



Tasks and Task Masters (Activity). Set up four or five workstations. Each station is designed to provide tasks for the children to perform. Once they have performed the first task, it is then made more difficult. The taskmaster should try to keep the children performing that task at the same level of accomplishment as before the level of difficulty was increased. The key is to frustrate the kids into complaining at how impossible this task is now. Talk about how the Israelites were slaves to Pharaoh and were required to make bricks to build the buildings. When Moses came before Pharaoh and asked for their freedom, Pharaoh was so angry that he increased their workload to impossible levels. Use the following suggestions for tasks, or make up your own:

1. a. Washing the windows with regular supplies (paper towels, window cleaner and squeegee).
b. Washing the windows with one small scrap of paper towel and a very small amount of window cleaner.
 2. a. Transferring water from one bucket to another using a pitcher or large measuring cup.
b. Transferring water from one bucket to another using a 3-oz. Dixie cup or a thimble.
 3. a. Sweep up confetti or hole punch scraps off the floor using a dustpan and broom or a hand held vacuum.
b. Sweep up confetti by hand or using a toothbrush.
 4. a. Sort blocks into individual categories (provide different boxes for sorting).
b. Sort blocks into individual categories or boxes blindfolded.
 5. a. Transport multiple items, large and small, from one spot across the room to another using a wagon.
b. Transport multiple items, large and small, without a wagon.
-



Book:

Presentation Ideas -



Moses & Aaron Before the Magicians & Pharaoh (Illustration/Overhead). Exodus 7:8-13, 1EXO03.GF3.



The Ten Plagues (Illustration/Overhead). Exodus 7:14, 8-10, 1EXO03.GF4 Pgs. 1-10.



Pharaoh Hardens His Heart (Illustration/Overhead). Exodus 11:9, 1EXO03.GF5.



Wall Mural (Activity). Use the mural created during the HOOK time to graphically describe your Bible Adventure. Each time you talk about a plague, allow the children to all come up and draw, paste, cross out or remove as necessary to get the point of the story across. When you are finished with the story, the side of the mural with the Egyptians should look totally different from the side with the Israelites.

Bible Adventure -

It's the fourth quarter in the football game. Your coach has worked out a plan that will almost guarantee your team a win. He tells you to fake to the outside, then cut up the middle while your teammates form a human wall of blockers to clear the way. It seems to be working, but then the unexpected happens--out of nowhere an opposing linebacker hits you like a freight train. Suddenly the outcome of the game is in doubt. Who will win?

In the book of Exodus we read that God had given Moses a game plan--some specific instructions He wanted to have followed. Moses was to return to Egypt with his brother Aaron for the purpose of leading the Israelites out of slavery. Moses argued with God about this, feeling that he was not great enough to do what God was asking of him. So God gave him three miracle signs to perform before the Israelites to prove that God had sent him to lead them out of Egypt and out of slavery. God also sent Moses' brother, Aaron, along with him to do the speaking.

When Aaron and Moses arrived in Egypt, they called the elders of Israel together and showed them the miracle signs. The elders believed that God had sent them. They were glad that God had seen their suffering and had sent help to them.

After this, Moses and Aaron went before Pharaoh and gave him God's message: "This is what the Lord, the God of Israel, says: 'Let my people go, so that they may hold a festival to me in the desert.'" To Moses and Aaron, God's command was enough and should be obeyed. But Pharaoh didn't see it that way. "Who is the Lord, that I should obey Him and let Israel go?" was his response. Pharaoh was saying that God did not have the right or power to tell him what to do. Moses and Aaron told him that the Israelites had to obey their God or face possible punishment. Pharaoh thought they were making excuses to get the Israelites out of working for him. He was angry about this and ordered his slave masters to make the Israelites work even harder. Now, instead of having the Egyptians supply the straw for the bricks the Israelites were making, they had to go out and gather the straw themselves--and they had to keep making the same number of bricks. That would be like telling you that you had to make thirty dozen cookies every day, only now you had to grind your own flour to do it. It would make your job much harder, wouldn't it? The Israelites were working harder than ever now. They went to Pharaoh and asked him why he was making life so hard for them. Pharaoh told them they were lazy. They wanted to leave their work and go sacrifice to their God. As they left Pharaoh, they saw Moses and Aaron and said the brothers had made Pharaoh angry with all of them. They were frightened that Pharaoh would kill them all.

Moses did the wise thing--he went to God. He asked God why He was allowing even more trouble to come to the Israelites. "I'm supposed to be helping them, but since I spoke to Pharaoh he has done evil to this people." God answered by saying, "Now you will see what I will do to Pharaoh: Because of my mighty hand he will let them go." God reminded Moses that He is the Lord. He had made a covenant with His children and He was going to keep it. He would rescue the Israelites from slavery and would be their God, and He would lead them into the land He had promised Abraham and his descendants. He wanted Moses to remind the Israelites of this, so Moses did, but the Israelites were so discouraged by all their suffering that they did not listen to him.

Moses spoke to God again. "If the Israelites won't listen to me, how will Pharaoh ever listen?" Again God answered, "I am the Lord. Tell Pharaoh, king of Egypt, everything I tell you." God told Moses that Pharaoh would harden his heart, or become stubborn about what Moses was asking. Through Pharaoh's stubbornness, God's power and might would be shown. Everyone, even the Egyptians, would know that God is the Lord over all the earth.

The events that followed this were some of the most amazing ever seen on earth. Moses and Aaron appeared before Pharaoh, who asked them to show him a miracle. Aaron threw down his staff down on the ground, and it became a snake, just as Moses' staff had done before. But Pharaoh had called on his wise men and sorcerers, and with their magic they were able to do the same thing. Even when the snake that had been Aaron's staff swallowed up all the other snakes, Pharaoh would not listen to Moses and Aaron.

God knew Pharaoh's heart was hard, so He planned, over the next nine months, to send a series of plagues to show His power to the Egyptians and to convince them that Moses should be allowed to lead the Israelites out of their country. In the first plague, God had Aaron stretch out his staff over the rivers, streams, and ponds of Egypt. All the water in them became blood! All the fish in the rivers died, and the people could not find water to drink. Pharaoh's magicians did the same thing.

Next, Aaron stretched out his staff over the rivers and streams, and frogs appeared and covered the land of Egypt. They were everywhere--in their houses, on their beds, in their ovens and inside their cooking bowls, even on the people themselves. Then Pharaoh's sorcerers did the same.

After this, Aaron took his staff and struck the dust of the land, and all of it became gnats. Every man and beast had gnats on them. When the wise men and sorcerers tried this trick, they failed. "This is the finger of God," they said to Pharaoh. In all three of these plagues, even though they caused awful suffering for the Egyptians, Pharaoh refused to change his mind and to let the people go. So God sent a fourth plague--flies. They covered Egypt in swarms--there was no escaping them. But in the area where the Israelites lived, there was not a fly to be seen. Moses told Pharaoh that God was making a difference between the Egyptians and His own people. The land of Egypt was nearly ruined by these swarms of flies. So Pharaoh decided to see if he could bargain with Moses and with Moses' God. "You can go off into a corner of Egypt and do your sacrificing," he told Moses. Moses stood firm. They would go three days journey into the wilderness, as God had commanded them. Pharaoh finally agreed, and Moses asked God to remove the flies from the land. Sadly, as soon as they were gone, Pharaoh went back on

his word and refused to let the Israelites go.

God sent three more plagues on Egypt. He caused all the livestock of the Egyptians to die, but not one animal of the Israelites was harmed. Then Moses and Aaron took ashes from a furnace and threw them up toward heaven while Pharaoh watched, and both men and animals in Egypt broke out with painful sores on their bodies. Still Pharaoh would not change his mind, so God sent hail upon the land so heavy that it plastered down all the plants and broke the trees. But in Goshen, where the Israelites lived, there was no hail. Pharaoh begged Moses to pray to the Lord to make the hail stop, promising he would let the Israelites go when it did. But as soon as God stopped the hail, Pharaoh hardened his heart again and would not let the Israelites go.

God told Moses to go to Pharaoh once more. He told Moses that He Himself had hardened the king's heart so that He could perform these miraculous signs of the plagues. He wanted the Israelites to be able to tell their children and grandchildren how He had taken care of them while He had judged the Egyptians. God gave Moses these words to say to Pharaoh: "How long will you refuse to humble yourself before me? Let my people go, so that they may worship me." God warned of the next plague he would send--locusts. Even today, a swarm of locusts is something people fear. They eat every bit of plant life in their path. God sent so many locusts that the Egyptians could not even see the ground anywhere in the land. The locusts ate any plants that were not destroyed by the hail. There was nothing green and growing left in the land of Egypt. After this, God sent a plague of darkness on the Egyptians for three days. The darkness was so complete the Egyptians could not move around or see anyone. They could not light lanterns to chase away the darkness. In the homes of the Israelites, though, there was plenty of light. Pharaoh told Moses that all the people could go, but they must leave their animals behind.

Moses was angry at Pharaoh's stubborn heart. He told the king that God would bring one last plague to Egypt's people--an awful plague. At midnight, God would go through the land, and every firstborn son of every family in Egypt, from the slave families to Pharaoh's own family, would die. Even the firstborn of all Egypt's cattle would die. But the families of the Israelites would not be touched. When the Egyptians discovered these deaths, they would cry and beg Moses to take the Israelites and go.

Don't you think that after all Pharaoh had seen God do, he would listen to this warning? The Bible tells us that God hardened Pharaoh's heart once more, and he refused to listen to Moses. At first, Pharaoh hardened his own heart, but as he continued to fight against God's will, God hardened his heart so that He could show His might and power to the Egyptians and to His own people, and so He could show that He is a God who keeps His promises. All of Pharaoh's stubbornness was no match for God, who can and will rule over all creation.

Do you find yourself fighting against God from time to time? You might say no, but think about this: If you are fighting against the authority God has placed in your life, whether it's your parents, a teacher or anyone else God has placed over you, you are really fighting God. We know from watching God's dealings with Pharaoh, and in so many other places in the Bible, that God's purposes will be done, no matter who or what is standing in the path. God has shown us who He is and has given us the Bible to let us know the kinds of lives He wants His children to live. We need to obey Him because of who He is--the mighty God of the universe who loves us--not because we are forced to, as Pharaoh was. God's word is clear when it tells us that our obedience pleases God very much. It brings Him glory, and that's a very good thing.





Look:




Ten Plagues (Matching Game). 🎲 Using two copies of **1EXO03.GF6 Pgs. 1-3**, cut the cards apart so that you have two sets. This could be played as a small group review. Turn the cards face down on the table. Make sure they have been mixed up well. Take turns guessing and trying to make a match. The game is over when all matches have been made. The winner is the player who has made the most matches.



But I Have Raised You Up (Word Search). Find the names of all ten plagues in the word search. Use the small group discussion questions, and pray this simple prayer of thanks together, **1EXO03.GF7**.

 **Pondering the Plagues (Worksheet).**  Read through the descriptions of each of the plagues and help the kids fill in the worksheet as you go. Describe each plague, its results, and the Pharaoh's reaction, **1EXO03.GF8.**

 **Race Against the Plagues (Activity).** Copy two sets of the **Ten Plagues, 1EXO03.GF4 Pgs. 1-10.** Form two relay teams in which each student has 30 seconds to arrange the plagues in the correct order on the floor. A bell or whistle can signal the next student in line to attempt the correct sequence of events. The first team to complete the order of plagues wins. Because of the fast pace, each team should have a teacher/helper verifying the sequence. The order in which the plagues occurred are as follows:

1. **Blood**
2. **Frogs**
3. **Gnats**
4. **Flies**
5. **Livestock**
6. **Boils**
7. **Hail**
8. **Locusts**
9. **Darkness**
10. **Firstborn**

 **Moses & Aaron Knockin' on the Door (Rap/Rhyme).** Use this "rapping" rhyme to go through the ten plagues.

Moses and Aaron knockin' on the door.
Pharaoh, Pharaoh, let My people go.
Can we believe him, is it really so?
No, no, Pharaoh won't let us go.

Moses and Aaron knockin' on the door.
Pharaoh, Pharaoh, let My people go.
Oozing boils, does it have to be so?
No, no, Pharaoh won't let us go.

Moses and Aaron knockin' on the door.
Pharaoh, Pharaoh, let My people go.
Blood in the Nile, does it have to be so?
No, no, Pharaoh won't let us go.

Moses and Aaron knockin' on the door.
Pharaoh, Pharaoh, let My people go.
Here comes hail, does it have to be so?
No, no, Pharaoh won't let us go.

Moses and Aaron knockin' on the door.
Pharaoh, Pharaoh, let My people go.
Next it's frogs, does it have to be so?
No, no, Pharaoh won't let us go.

Moses and Aaron knockin' on the door.
Pharaoh, Pharaoh, let My people go.
Leaping locusts, does it have to be so?
No, no, Pharaoh won't let us go.

Moses and Aaron knockin' on the door.
Pharaoh, Pharaoh, let My people go.
Now it's gnats, does it have to be so?
No, no, Pharaoh won't let us go.

Moses and Aaron knockin' on the door.
Pharaoh, Pharaoh, let My people go.
What's this darkness, does it have to be so?
No, no, Pharaoh won't let us go.

Moses and Aaron knockin' on the door.
Pharaoh, Pharaoh, let My people go.
Flies and more flies, does it have to be so?
No, no, Pharaoh won't let us go.

Moses and Aaron knockin' on the door.
Pharaoh, Pharaoh, let My people go.
The firstborn are dying, does it have to be so?
Pharaoh, Pharaoh finally let us go.

Moses and Aaron knockin' on the door.
Pharaoh, Pharaoh, let My people go.
The livestock's dead, does it have to be so?
No, no, Pharaoh won't let us go.



Knock, Knock (Craft). Each student will need **1EXO03.GF9 Pg. 1&2** copied onto white paper, one sheet of construction paper, scissors and glue.

1. Have students cut the top, bottom and center of the gates on **1EXO03.GF9 Pg. 1**. Fold these flaps back on the hinges so that they can open and shut.
2. Glue outside edges and center strip on top of the construction paper.
3. Cut out the figures and word bubbles from **1EXO03.GF9 Pg. 2**.
4. Paste Moses and Aaron on the right gate and the guard on the left gate on top of the Xs.
5. Paste word bubble #1 on the construction paper behind the right door and word bubble #2 behind the left door.
6. Have students open up the left door and read what Moses and Aaron were sent to say to Pharaoh, filling in the missing words for each plague. Open up the door on the right to show Pharaoh's response.



Took:



Play the Exodus Game (Board Game). This board game is available for the kids to play throughout the Book of Exodus. You may want to request several for your classroom. These are designed for fun fill-in times, reinforcing the major events in the book of Exodus, and teaching them the route taken to the Promised Land. If you bring this game out each week, the children will probably become bored with it. It is recommended as something that you allow them to play once in a while as a review to some of the passages studied.



God Makes and Keeps His Promises (Worksheet). Read Exodus 6:6-8, and answer the questions, **1EXO03.GF10**. (*Answers: 1. disobedient; 2. ungrateful; 3. selfish; 4. stubborn; 5. prideful*)



Do Not Harden Your Hearts (Craft). Each student will need a verse heart from **1EXO03.GF11**, ½ sheets of red and black construction paper, 6" of yarn or ribbon, adhesive tape and rock salt or colored gravel.

1. Have students fold red and black construction papers together in half.
2. Cut a heart shape on the fold.
3. Cut out verse heart and glue onto red heart.
4. Fold ribbon or yarn in half and tape ends to inside of red heart to hang.
5. Spread glue liberally on black heart, and sprinkle gravel or rock salt to coat.
6. Allow to dry. Shake off excess.

DEBRIEF: What is it that we do that makes our hearts hard toward God? Toward others? How can we keep soft hearts? What actions do we sometimes demonstrate that really show that we are saying "no" to God as Pharaoh did?




I'll Obey and Serve You (Song). Read the words to the song before singing. Encourage students to sing this little reminder of obedience to God throughout the week.


I'll Obey


by Jim Custer and Tim Hosman






**I'll obey and serve you,
I'll obey to show I love you,
I'll obey--my life is in Your hands.
For it's the way to prove my love
When feelings go away.
If it costs me everything, I'll obey.**


© 1983 C.A. Music (Div. Of Christian Artists Corp.) ARR.UBP
CCLI #155136
Property of Faith Bible Church of Spokane

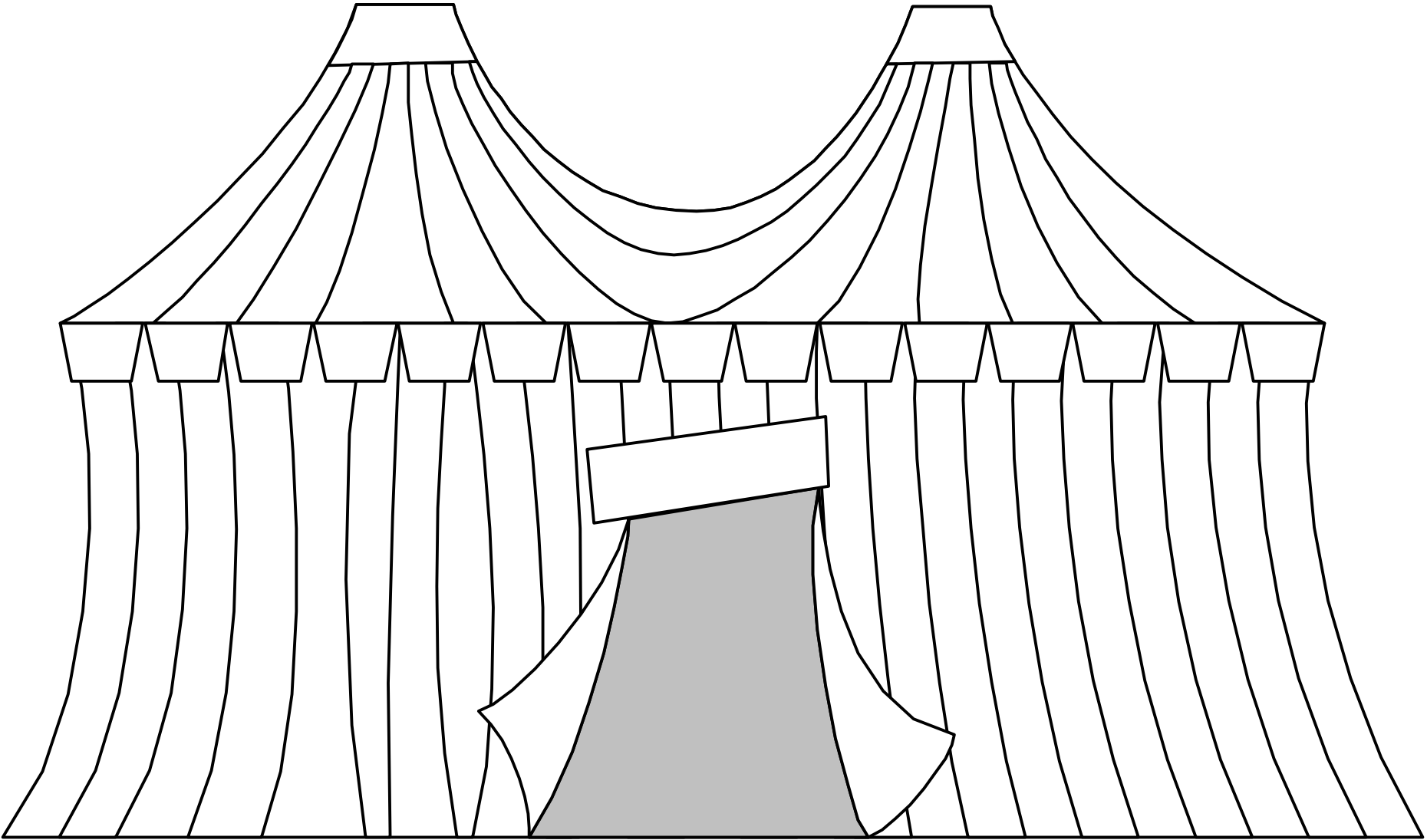
 **Ways to Remember (Take Home Assignment).** In preparation for next week's lesson, ask your students to bring to class something from home, which reminds them of a special event, activity, time or person. This could be anything from a photograph of their birthday party to a shell collected on a trip to the beach to a special quilt given to them by "old Aunt Mildred" before she died. Tell them that they will have a chance to tell the class about that special item and the memories it holds for them.


 **Fourth Commandment (Memory/Discussion).** If you have decided to assemble the Ten Commandments as you go through them, post the fourth commandment, "**Remember the Sabbath day by keeping it holy**" now. Follow the instructions given on **1EXO01 Pg. 5 TOOK First Commandment**. Use this in conjunction with the Ten Commandments Family Take-Home Sheets and magnet collection below. **Debrief:** Why did God give the Fourth Commandment? The Sabbath was given as a reminder of God's own rest from the work of creation. (Please note that God does not need to rest at all and not one iota of His power was depleted in creation.) God intended for the Israelites to have a day of rest where they could physically rest from the labor of work as well as spiritually refresh themselves and focus completely on God without any distractions. Although today, Christians are not obligated to this fourth command (it is the only commandment not repeated in the New Testament), what are some ways in which we might glean practical wisdom from the original intention of it?


 **Ten Commandments (Family Take-Home Sheet/Magnet Collection).** Continue using the Ten Commandments as a learning incentive for the students throughout the book of Exodus. This week students will have the opportunity to earn their Third Commandment magnet when they turn in their Ten Commandment Family Take-Home Sheet, which has been signed by their parents. (*Teachers, please be sensitive to each student's individual needs in regard to their home situation. You may need to make yourself available to some students so they may be able to participate in this.*) Take home sheets are included with the Family Fun Sheets and are also available at the resource table.













JUMPING FROGS

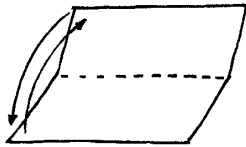


See how far you can make him hop!

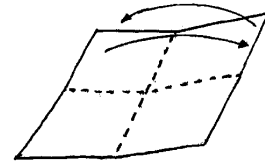
You will need:

1 square piece of paper, about 6 inches in diameter

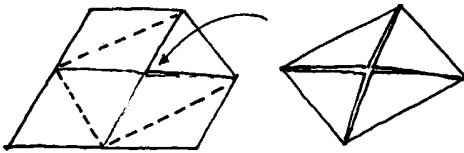
1. Fold the paper square in half horizontally, crease firmly, and then unfold.



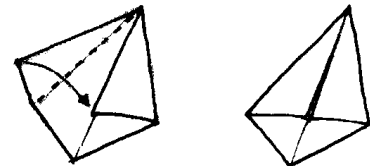
2. Fold the square in half vertically, crease firmly, and then unfold.



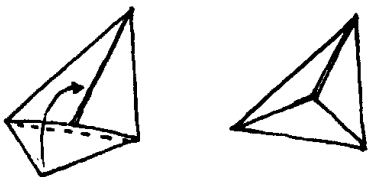
3. Fold each of the corners diagonally to the center.



4. Fold the top edges down to the middle line, creating a kite-shaped figure.



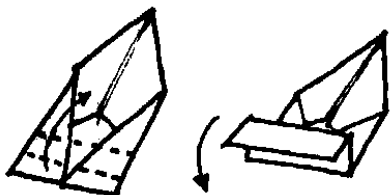
5. Fold the end of the kite, as shown.




6. Fold the bottom corners so that they meet on the middle line.



7. Fold the straight bottom up, and then fold half of it down again.



8. Fold the top triangle down to make his head and turn over your frog.



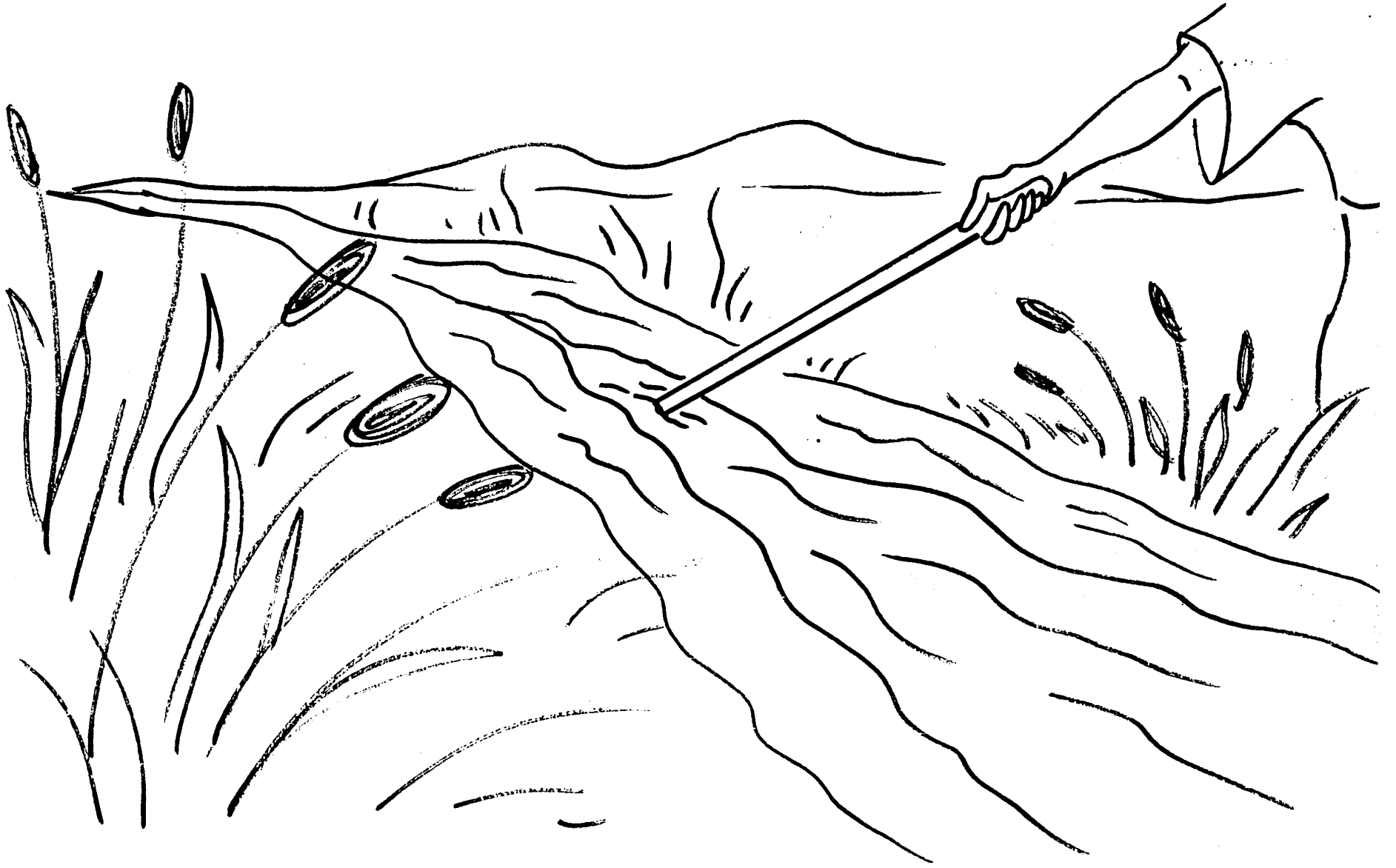
HOW TO MAKE YOUR FROG JUMP

Press lightly on the back of your frog, and let your finger slide off. As you let go, he'll leap in the air! Race your friends to the finish line!


Moses and Aaron Before the Magicians and Pharaoh




The Plague of Blood



The Plague of Frogs




The Plague of Gnats




The Plague of Flies



The Plague on Livestock



The Plague of Boils



The Plague of Hail



The Plague of Locusts



The Plague of Darkness

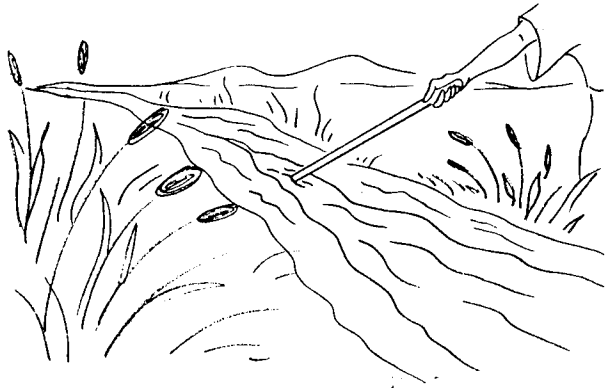


The Plague on the Firstborn






Pharaoh Hardens His Heart






Ten Plagues Matching Game



Ten Plagues Matching Game



**Ten Plagues
Matching
Game**

**Ten Plagues
Matching
Game**

**Ten Plagues
Matching
Game**

**Ten Plagues
Matching
Game**


**Ten Plagues
Matching
Game**

**Ten Plagues
Matching
Game**

“But I have raised you up for this very purpose, that I might show you My power and that My name might be proclaimed in all the earth.” Exodus 9:16

Pharaoh learned the hard way. God told Moses to tell Pharaoh, “Let My people go.” And that’s exactly what He meant. But Pharaoh’s stubborn refusal resulted in death and disaster for the people of Egypt. In the word search below, find the names of all ten plagues. Which plague finally convinced Pharaoh to let God’s people go?

BLOOD FROGS GNATS FLIES LIVESTOCK
 BOILS HAIL LOCUSTS DARKNESS FIRSTBORN



PRAYER

Dear God,

You have a plan for delivering people from their sins today, just as You had a plan for delivering Your people from slavery in 1500 B.C. Help us to have grateful hearts because You are concerned for us.

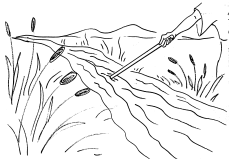









In Jesus’ Name, amen.

SMALL GROUP DISCUSSION

1. Draw a picture of each of the plagues that God sent to convince the Egyptians and the Israelites that the Lord God is in charge and worthy of worship.
2. How many times did Pharaoh harden his heart and refuse to obey God’s command?
3. Do you ever turn away from God’s commands with an excuse? How can we do the right thing? Pray for each other to have a soft heart toward God.

Pondering The Plagues


Exodus 7:14-11 Describe the plague, its results and Pharaoh's reaction.

	Plague	Results	Pharaoh's Reaction
			
			
			
			
			
			
			
			
			
			

KNOCK, KNOCK

X


X



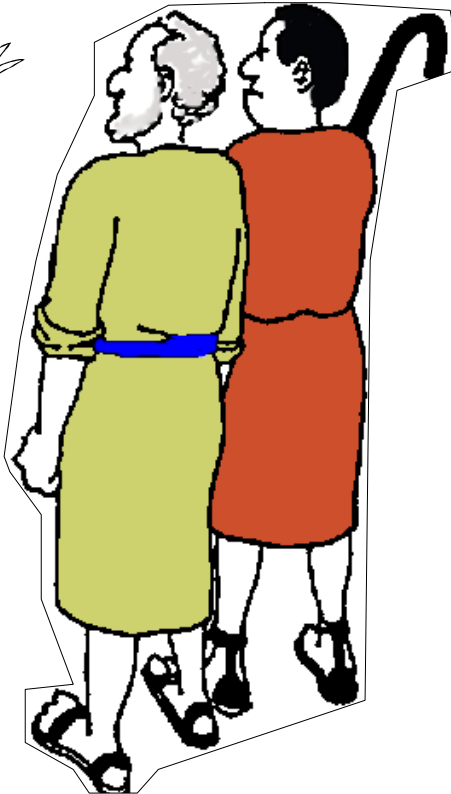
KNOCK, KNOCK

- Cut the top, bottom and center of the gates on **1EXO03.GF9 Pg. 1**. Fold these flaps back on the hinges so that they can open and shut.
- Glue outside edges on top of the construction paper.
- Cut out the figures and word bubbles below.
- Paste Moses and Aaron on the left gate and the guard on the right gate on top of the Xs.
- Paste word bubble #1 on the construction paper behind the left door and word bubble #2 behind the right door.
- Open up the left door and read what Moses and Aaron were sent to say to Pharaoh, filling in the missing words for each plague. Open up the door on the right to show Pharaoh's response.

Guard



Moses & Aaron



Word Bubble #1



“This is what the LORD says: ‘Let My people go, so that they may worship Me. If you do not let My people go, I will send...’”

Word Bubble #2



No!

God Makes and Keeps His Promises

Read Exodus 6:6-8, and answer the following questions

I am _____

I will _____

I will _____

I will _____

I will _____

I will _____

You will _____

I will _____

I will _____

I am _____

Take turns within your small group reading Psalm 105 verse by verse. Share with each other some of the things for which you are thankful.

In what ways can we be just like the Pharaoh? Unscramble these words and see if you ever fall into this type of behavior.

bcnidesoetd _____

fragtnulue _____

hilsefs _____

busbnrot _____

elrpufid _____

Do we listen and obey God, or do we ignore and do what we want? God used Pharaoh and the plagues to demonstrate His power. How has God demonstrated His power in and around your life?

Do Not Harden Your Hearts

"Do not
harden your
hearts."

Hebrews 3:8a

"Do not
harden your
hearts."

Hebrews 3:8a

"Do not
harden your
hearts."

Hebrews 3:8a

"Do not
harden your
hearts."

Hebrews 3:8a

"Do not
harden your
hearts."

Hebrews 3:8a

"Do not
harden your
hearts."

Hebrews 3:8a