

March 21, 1999

Exodus 32-40

Early Childhood

1EXO09EC

God Forgave His Idol-Worshipping People.

Materials I Need:

Memory Verse:

You shall have no other gods before Me. Exodus 20:3

Attribute of God emphasized in this lesson: God is forgiving.

Aim Questions for 2's & 3's:

1. **Did the Israelites get tired of waiting for Moses on the mountain?** *(Yes. Say, "Where's Moses?" with a whiny voice.)*
2. **Did the Israelites worship an idol of a calf made from gold earrings?** *(Yes. The Israelites disobeyed God and made an idol to worship.)*
3. **Did God forgive the Israelites when they disobeyed Him?** *(Yes. God punished the Israelites but stayed with them.)*
4. **Who gave Moses two more stone tablets with words on them?** *(God)*
5. **What is the first commandment?** *(Say the memory verse.)*

Aim Questions for 4's, 5's & K:

1. **What happened when the Israelites thought Moses was staying on the mountain too long?** *(The Israelites grumbled to Aaron. Aaron made a golden calf and the people worshipped it.)*
2. **What did Moses do when he saw the Israelites dancing wildly before the idol?** *(Moses was so upset that he threw the stone tablets to the ground and broke them.)*
3. **Did God forgive the Israelites?** *(Yes. God punished the disobedient Israelites but stayed with them.)*
4. **How did the Israelites build the tabernacle and its furniture?** *(The Israelites gave with generous hearts and skilled men built the tabernacle just as God had said.)*
5. **How did God meet with His people?** *(God met with His people in a cloud that covered the tabernacle.)*

Key for symbols:

- This box symbol represents ideas that can be used for two-year-olds through kindergarten. Please remember to slow down the pace for two-year-olds and keep the pace moving for five-year-olds.
- ② This symbol represents ideas that are best used for two- and three-year-olds.
- ④ This symbol represents ideas that are best used for four-year-olds through kindergarten.

Hook:

- Set Up a Tabernacle:** If you set up a tabernacle last week, review again the various furnishings that God commanded His people to make. The tabernacle was the place where God would meet with the Israelites in the desert. Continue familiarizing the children with the words "tabernacle, Most Holy Place, ark, tablets of stone, altar for sacrificing, altar for incense, and lampstand." Drape sheets (curtains) over coat racks or a table to make the Most Holy Place. Designate one child to be Aaron, the priest. Put bells on the bottom of his robe and let him go into the Most Holy Place. The ark, a

gold-painted box, with the two tablets in it, are set in the Most Holy Place. Outside the Holy Place, designate a table for the gold bowls, dishes, and twelve rolls (loaves of bread). Place incense on another table and a candelabra on the floor. In the Bible Adventure today, God's cloud will come down and cover the tabernacle. God stayed with His people.

- Jewelry Center:** Set up a "dress up" area and have the children try on costume jewelry, especially clip-on earrings. If feasible, provide a mirror to admire the results. Talk about the Israelites giving their beautiful jewelry to Aaron to be melted and reshaped into a large golden calf. Some people who loved the one true God held on to their jewelry until Moses asked for it to build the beautiful tabernacle for God.
- Play Dough:** Make stone tablets and pretend to write on them with a cotton swab or popsicle stick. Review the memory verse as the children "write" on their tablets.
- ② **Dried Whole Wheat Bread Tablets:** During the week, set out a loaf of sliced whole wheat bread to dry. For those children who are willing to try, have them stand up on something high (stool or chair) and throw a slice of bread (tablet) down as hard as they can onto a tarp. Did the tablet break? In today's Bible Adventure, Moses came down off the mountain to see the people disobeying God and it made him mad. He threw down the stone tablets on which God had written His law and they broke on the ground.
- ② **Glow in the Dark Item:** Bring a toy, shirt, or any item you have that will glow in the dark after being exposed to the light. Show the children how the item works by exposing it to bright light and then take it to an area where there is as little light as possible so the class members can see the item glow. In today's Bible Adventure, Moses spent forty days on the mountain talking with God. Moses' face was glowing when he came off the mountain and the people were afraid to come near him.
- ② **Obeying God:** Provide several pictures of people interacting with each other. Ask the children to name some places where they can obey God's rules. (At home, in the park, in church, at school, everywhere!) Ask the children how they can obey God's rules while directing their attention to one of the pictures. (Be good listeners, be kind to others, share.) Repeat with other pictures. The Israelites needed rules because they were not getting along together and were not obeying God as they should. God gave His people rules to help them. Those same rules help us today, also.
- ④ **Puppet Discussion:** Introduce a puppet and after he gets to know the children, have him tell about something bad that he has done against his parents' instructions. He might be a lamb that wandered away from the fold or a frog that goes where he shouldn't go or a bear that is given instructions for eating but goes ahead and gets into the bee's honeycomb. You give up on him and say that you never want anything to do with him again because he couldn't obey the orders given to him. Put him back in the cupboard at this time. Discuss with the children what God says to us when we don't obey the laws he has given us. No, God never gives up on us. He is ready to forgive us when we disobey. God has given rules for us to follow and it makes Him happy when we do, but He won't say, "Go away. I don't care about you anymore." God's people in the Bible Adventure today disobey. Tell the children to listen to find out what they do and what God says to them.
- ④ **Musical Chairs:** When the music stops, the child sitting on the "marked" chair shares something we might do that would be disobedient to our parents or to God. "What happens when we are disobedient? In the Bible Adventure the Israelites are very disobedient. I wonder what happens to them." Occasionally, let the children on each side of the marked chair join that child in saying the verse.
- ④ **Musical Chairs with Golden Calf:** Using the same number of chairs as you have children in the circle, mark one with a golden calf. The child that lands on that chair when the music stops is out. Use this for a Look time also, and talk about how worshipping the golden calf didn't make the Israelites a winner!
- ④ **Memory Verse Review:** Showing a picture of a house, point to a room and ask a child what he might find in that room. For example, if the children have toys in their room, ask them if they should bow down and worship that toy or pray to that toy (TV, food, car, pet, jewelry, etc.). Repeat the memory verse together. "In the Bible Adventure today, the Israelites begin to worship something other than God. I wonder what they are doing and what is going to happen to them."

- ④ **Fire Pit:** Let children tear orange and yellow flames to glue on a piece of wood that you have brought to class. Make it look like a fire. “Moses is going to throw something in this fire during the Bible Adventure today because it was bad for God’s people, the Israelites. You will have to listen to find out what it is!” See next activity for further use of this fire pit.



Book:

Presentation Ideas -

- Treasure Box Object:** The object for the treasure box for this lesson is a golden calf. The shape of an animal can be formed from gold foil. The Israelites disobeyed God’s second command when they made an idol and worshipped it. Sing the review verses of one of the two songs that tell the story of Exodus. (See the Song section.) Then sing the new verse either before, during, or after the Bible Adventure. The last verse is a positive verse with which to end our study of Exodus.
- Have one or more of the teachers wear gold earrings today, take them off, and put them in a basket as you tell the story of the golden calf. The person who is telling the story can also wear jewelry, take it off, and give it as an offering to the Lord for the building of the tabernacle.
- Color and mount the **1EXO09ECGF1** and **1EXO09ECGF2** pictures on construction paper. Show them as you tell the Bible Adventure. You may want to save your Exodus pictures to use during the book of Leviticus.

Bible Adventure for 2’s & 3’s-

(Show last week’s GF5 picture of Moses and the tablets.) Moses was on the mountain listening to God’s words. Moses brought back two tablets that had God’s words written on them.

Moses was on the mountain a long time. The Israelite people started to grumble to Aaron. They said, “Where is Moses? We’re tired of waiting for Moses. We want an idol to worship that we can see.” The Israelites forgot about the true God.

(Show the GF1 picture.) The Israelites took off their earrings and gave them to Aaron. Aaron put the earrings in the fire and melted the jewelry all together. Aaron made the gold into the shape of a calf. Oh, no! The Israelites were worshipping an idol, a calf made out of gold!

God had said in His laws, “No idols!” The Israelites disobeyed God and had a big party to worship the golden calf. They forgot that God could see them.

God knew what the people were doing. It made God sad and angry to see that the Israelites were disobeying His law that says, “You shall have no other gods before Me.”

When Moses came down from the mountain with the tablets, he saw the people, out of control, dancing wildly and bowing down before the calf. Moses was sad and mad when he saw how the people were disobeying God.

Moses threw the tablets to the ground and they broke apart. He took the calf and threw it into the fire. Moses knew that God always punishes people who disobey Him. Moses wanted his people to obey and worship the true God.

God asked Moses to make two more stone tablets so that He could write on them again. Moses did everything just as God commanded.

(Show last week’s GF5 picture again.) The next morning Moses went up on the mountain with the new tablets. Moses spent forty more days on the mountain listening to and talking with God. Moses loved to spend time with God.

When Moses came down the mountain with the new tablets, his face was glowing, shiny and bright. The people knew that Moses had spent time with God because his face was radiant.

Prayer: Dear God, thank You for the laws that You gave Moses on the tablets. Thank You for helping us obey Your Word. In Jesus’ name, Amen.

Bible Adventure for 4’s, 5’s & K-

Who remembers what God told Moses last week in our story? Do you need some clues? (Show last week’s GF1 and GF2 pictures of the tabernacle and its furnishings.) God gave instructions for building

the tabernacle. What did Moses bring down the mountain with him? (*Show the GF5 picture.*) How long was Moses on the mountain talking to God? (*Forty days and forty nights, over a month, a long time.*)

While Moses was up on Mount Sinai, the Israelite people became impatient and started grumbling to Aaron. They said, "Where is Moses? What has happened to Moses? We're tired of waiting for Moses. He probably isn't even coming back. We want an idol to worship." The Israelites wanted something to worship that they could see right then! They didn't want to wait to worship the true God.

(*Show the GF1 picture.*) The Israelites took off their earrings and gave the jewelry to Aaron. Aaron put the earrings in the fire and melted the gold together. Aaron, who was supposed to be leading the people in God's right ways, took a tool and formed the gold into the shape of a calf. Oh, no! The Israelites were going to worship a golden calf! Is that the true God? No. It is an idol. What did God say about idols in the Ten Commandments? "Don't worship idols."

Aaron and the Israelites were disobeying God. (*Sing the last verse of "Exodus Song" or "Treasure Box."*)

Aaron built an altar and called for a celebration. The Israelites had a big party to celebrate the golden calf. The Israelites danced wildly in front of the golden calf. The people were out of control.

God knew what the people were doing. It made God sad and angry to see that the Israelites were disobeying His commandment that says, "You shall have no other gods before Me."

God told Moses to go back down the mountain to his people. When Moses came down from the mountain with the tablets, he saw the wild people, out of control, dancing and bowing down before the calf. This made Moses sad and mad.

Moses threw the tablets to the ground and they broke apart. He took the golden calf, threw it into the fire, melted it, ground it up into fine powder, and sprinkled it on the water. Then Moses made the people drink the water. Yuk!

Moses was very upset with Aaron. He said, "What did these people do to you, that you led them into such great sin?"

Aaron explained what had happened and how the people had grumbled and wanted an idol. Aaron was not a very good leader, was he? He should have stood firm against disobeying.

Moses knew what he had to do. Moses said to the people, "Whoever is for the Lord, come to me." The Israelites had to choose whether they would follow God or worship idols. The people who didn't want to follow God were punished.

God asked Moses to chisel out two more stone tablets so that He could write on them again. Moses did everything just as God commanded.

The next morning Moses went up on the mountain with the new tablets. Moses spent forty more days on the mountain listening to and talking with God. Moses loved to spend time with God.

When Moses came down the mountain with the new tablets, his face was glowing, shiny and bright. The people knew that Moses had spent time with God because his face was radiant.

The Israelites listened to Moses and followed all the words that God had given Moses. They wanted to build the tabernacle exactly the way God had asked.


The Israelites whose hearts loved God brought their gold, silver, and precious stones to Moses for the tabernacle. God chose men and gave them skill for making the tabernacle and all of its furnishings.

(*Show the GF2 picture.*) When the tabernacle was set up exactly as God had commanded, the cloud of God came down from heaven and covered the tabernacle. The glory of God filled it and the people could see God's cloud during the day that became a fire at night. The Israelites were glad that God had forgiven them and was willing to stay with them.

Prayer: Dear God, thank You for the Ten Commandments that You gave Moses on the tablets. Thank You for helping us obey Your Word. In Jesus' name, Amen.



Look:

 **Tabernacle Activity Center: (1EXO09ECGF2, 1EXO09ECGF3, & 1EXO09ECGF9)** Copy one GF2 page per child and only one of the GF9 clouds per child for this activity. The teacher needs to put gummed reinforcements on the back of the holes on the GF2 page. The children can stick a pen through the holes so that they can push their 10-inch pieces of string through the holes. The teacher can tie a knot on each end of the string (on the back of the page) so that the string will not pull through the holes. Tape the back of a GF9 cloud to the middle of the string and let the children move the cloud up and down over the tabernacle by pulling one end of the string and then the other end. Let the children stick a GF3 sticker of God's law on the tabernacle. Tell the children that God's laws were written on two stone tablets and then put inside the tabernacle. Talk about how God came

to the Israelites in a cloud over the tabernacle. When it was time for the Israelites to move to another campsite, the cloud would lift and move in the direction God wanted them to go. When God wanted the people to stop for the night, the cloud would stop. The Israelites obeyed God, set up their tents, and stayed in that place until God's cloud started to move again.

Ten Commandments Headband: (1EXO09ECGF3) Cut 20-inch lengths of poster board to make headbands for the children. Allow the kids to color their own GF4 tablet sticker and press it onto the middle of their headband. (The GF3 page is formatted to be copied onto 1" x 2 5/8" laser label sheets.) Decorate the headbands with other stickers you might have of the Bible, etc. Adjust the headbands for each child and staple to fit. Let them wear these as reminders to always obey God's word in the Bible so they won't forget about God like the Israelites. Sing the memory verse song as the children wear their headbands.

The Ten Commandments Movie: Preview the film and show the appropriate section concerning the making of the golden calf. Do not include the killing of the 3,000 Israelites by the Levites.

Aim Questions: The five questions may be taped to five different "idols." As the questions are pulled off in numerical order, talk about that "idol" of modern day. Idol suggestions: paper money, costume jewelry, favorite toy in the room, toy car, favorite clothing article, etc. Remind the children that an idol can be anything that we love more than we love God. An idol is usually created by man and cannot hear, help, or act. Only the one true God creates, keeps promises, and hears prayers.

Where Is Moses?: Have one child leave the area as the rest of the class sits cross-legged on the floor. Choose someone to tuck a stone tablet (dried slice of whole wheat bread) in his crossed legs so it is hidden from view. Bring the separated child back into the room and have him guess (three times) who "Moses" is with the stone tablet. Repeat as time allows.

Moses Carries the Tablets: Make a simple obstacle course in the classroom and have those children who are willing carry two dried slices of bread (tablets), one in each open hand through the course while the rest of the class encourages them. While balancing the "tablets," have them go around obstacles, step over obstacles, jump from one place to another, walk on knees a short while, slip between two obstacles, etc. The older children may want to divide into two teams and make a race out of it.

④ **Magazine Hunt and Idol Trash: (1EXO09ECGF5)** Find pictures of possible idols for people today, like televisions, music C.D.'s, food, cars, hobbies, pets, jewelry, boats, houses, etc. The GF5 picture could be used as well. Let children choose one item that might be their favorite and talk about how a person might worship it like an idol. Then let them wad the pictures up and throw them into the fire that they made during Hook time. Review Moses taking the golden calf that the people worshipped and throwing it into a fire. Talk about how we have choices that we have to make, whether to obey God or not to obey God's word.

④ **Acting the Adventure:** Assign a teacher to be Moses and one to be Aaron. Instruct children to be the Israelites who first take off their jewelry and make an idol to worship and then party and dance around it with Aaron until Moses arrives. Moses can throw down the tablets, throw the idol in the fire, and get very upset with Aaron. Let them choose whether to follow God or worship an idol. Moses pretends to carve words in two more tablets (stones) and then walks up the mountain and out the door, saying how much he loves to spend time with God. He returns later and reviews last week's Bible Adventure instructions in how to build the tabernacle for worship as the children listen attentively. Ask them what they have to share to help build the tabernacle. Pretend to build it with blocks or bricks available in the room.

④ **Obedience Trials:** On pieces of paper, write several things you want the children to do for you, like, "Take the book from the floor to the table." Make the requests simple and quickly done. Place the papers in a basket and let children pick a paper and do what it says. Talk about the Commandments and how God's Word has things written for the children to obey just like they have obeyed you today.

Songs:

Exodus Song (tune: "Oh, Dear What Can the Matter Be")
God gave the Ten Commandments, oh, (Hold up ten fingers.)
God gave the Ten Commandments, oh,
God gave the Ten Commandments

To Moses up high on the mount.

God gave rules for His worshippers, (Hold up ten fingers.)
God gave rules for His worshippers,
God gave rules for His worshippers
So they could obey His will.

Though some worshipped an idol, (Move your arms wildly.)
Although some worshipped an idol,
Although some worshipped an idol
God forgave their sin towards Him.

Do you want to obey God's Word? (Hold up your Bible.)
Do you want to obey God's Word?
Do you want to obey God's Word?
God helps us do what He's said. (Hug your Bible.)

Treasure Box (tune: "Muffin Man")

God gave laws to the Israelites, the Israelites, the Israelites. (Hold up ten fingers.)
God gave laws to the Israelites; they said they would obey.

God gave rules for His worshippers, His worshippers, His worshippers. (Hold up ten fingers.)
God gave rules for His worshippers, so they could obey.

The Israelites made a golden calf, a golden calf, a golden calf.
The Israelites made a golden calf; they disobeyed the Lord.

Do you want to obey God's Word, obey God's Word, obey God's Word? (Hold up your Bible.)
Do you want to obey God's Word? The Bible is God's Word. (Hug your Bible.)

Exodus 20:3, Memory Verse Song (tune: "Ring Around the Rosie")

"You shall have no other
Go-ods be-e-fore me."
Worship Go-od,
We all bow down.

"Moses, Moses, Where Are You?": (tune: "Twinkle, Twinkle, Little Star")

The first time Moses came down from the mountain, he found that the people had forgotten the one true God and had made a golden calf that they could worship.

Moses, Moses, where are you? (Shrug shoulders.)
How we wonder what to do.
On the mountain up so high, (Point up.)
Could it be that you did die?
Moses, Moses, where are you? (Shrug shoulders.)
How we wonder what to do.


Moses, Moses, where are you? (Shrug shoulders.)
Think we'll build a fire or two.
Craft a fancy calf of gold, (Shape calf with hands.)
Something nice that can't be sold.
Moses, Moses, where are you? (Shrug shoulders.)
Think we'll build a fire or two.

Moses, Moses, where are you? (Shrug shoulders.)
We're in trouble, it is true.
We forgot about our God. (Shake head, "no.")
He does punish with the rod! (Shake forefinger.)
Moses, Moses, where are you? (Shrug shoulders.)
We're in trouble, it is true! (Shake head, "yes.")
Talk about why the Israelites were in trouble.



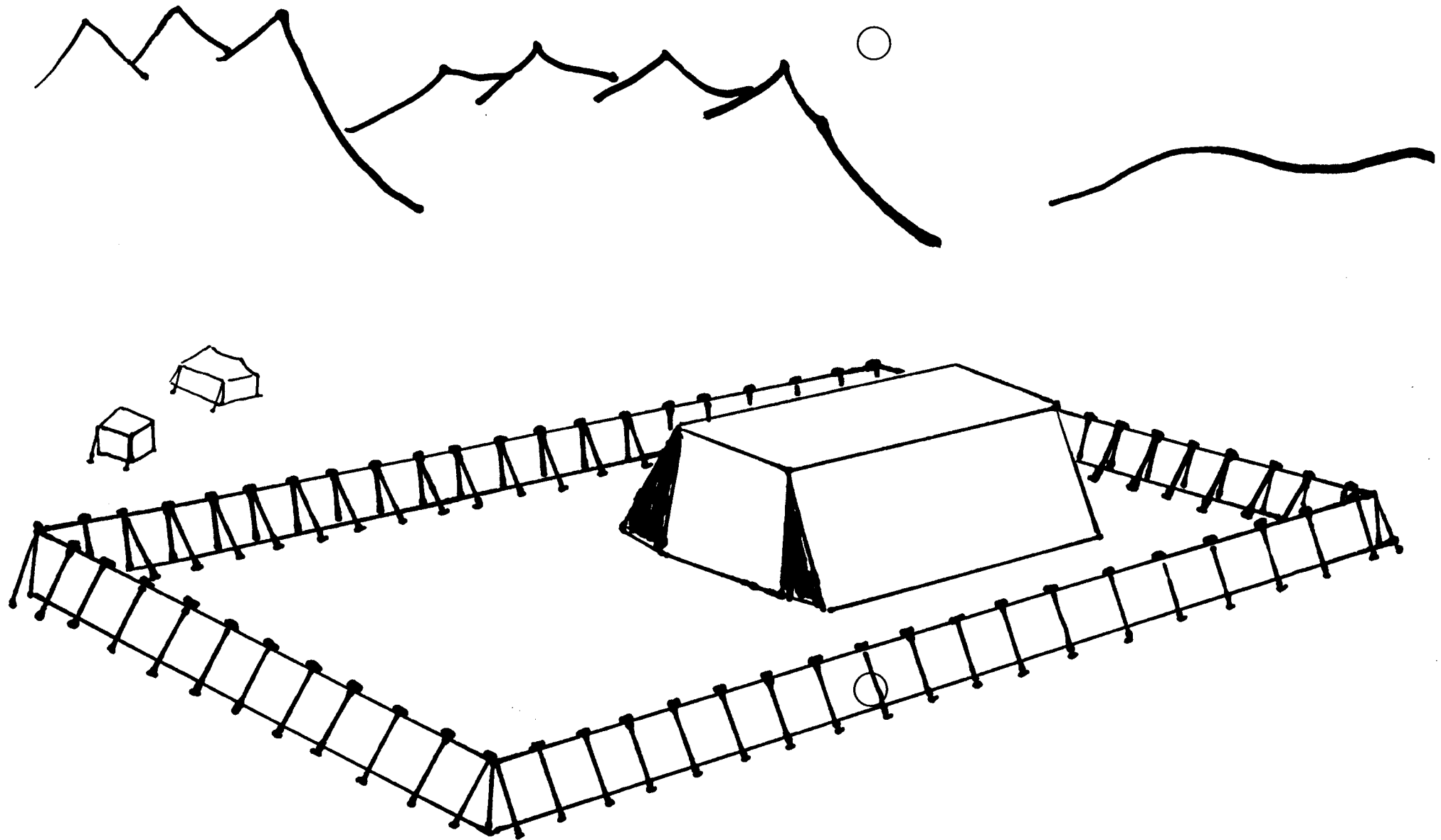
Took:

- “My Book of Exodus” Center: (1EXO09ECGF6, 1EXO09ECGF7, and 1EXO09ECGF8)** Make a booklet of the story of Exodus from the GF6, GF7 and GF8 pages. Cut one half of the GF6 page per child to fold for a cover for the booklet. Copy one GF7 and one GF8 page per child. Fold the pages in half and then fourths so that the number one picture is the first page of the booklet and the number three picture is the first picture of the middle section of the booklet. After inserting the folded GF8 page (beginning with picture number three) in between the folded GF7 page, add the cover and staple along the left side of the booklet. Let the children color the pictures and tell the story of Exodus. Encourage them to ask their parents to read the story book and sing the songs to them at home.
- Alphabet Pasta Page: (1EXO09ECGF4)** Color the child reading the Bible. Add yarn for hair. Let the children glue pasta letters on the Bible. The children can review the memory verse as they glue.
- Salt Painting:** Materials: 1/8 cup liquid starch, 1/8 cup water, 1 tablespoon Tempera paint or 2 squirts yellow food coloring and 1/2 cup table salt, white paper plates with two eye holes cut out, and paint brushes. Mix all the ingredients together. Keep the mixture stirred. Paint the mixture all over the paper plate (face of Moses) to make it glow. As it dries, it will crystallize. Hold the paper plate up to the child's face to see it "glow."
- Obeying God All Day Long:** Draw numbers around the edge of a paper plate as though it were a clock. Add poster board arms to the clock with a brad paper fastener. Say the memory verse together as you talk about what the children may be doing in the morning, at noon, afternoon, and evening. God sees everything we do, just as God saw what the Israelites were doing as they worshipped the gold calf. God wants us to obey Him by obeying our parents and teachers.




Aaron and the Israelites were
worshipping a calf made of gold.

You shall have no other gods before Me.
Exodus 20:3




God came to the Israelites in a cloud
that stayed over the tabernacle.

Draw more tents for the Israelites. Add cloth pieces for the curtains.
Move the GF9 cloud up and down above the tabernacle
to show how God led His people in the desert.



Read and obey! Let's do it today!



You shall have no other gods before Me. Exodus 20:3



Circle the item in the picture that should be the most important to you.

1EXO09ECGF5

This book
belongs to

My Book of Exodus

I will take you as My own people,
and I will be your God.
Exodus 6:7

This book
belongs to


My Book of Exodus

I will take you as My own people,
and I will be your God.
Exodus 6:7

7.


Exodus Song
 (tune: "Oh, Dear What Can the Matter Be")
 God gave the Ten Commandments, oh,
 God gave the Ten Commandments, oh,
 God gave the Ten Commandments
 To Moses up high on the mount.

God spoke to Moses on Mount Sinai.



2.

God told Moses to take off his sandals because God was talking to him.




God's Laws

Ten Commandments

God wrote His rules on two stone tablets.

Exodus 20:3, Memory Verse Song
 (tune: "Ring Around the Rosie")
 "You shall have no other
 Go-ods be-e-fore me."
 Worship Go-od,
 We all bow down.

8.



The princess found baby Moses in a basket on the river.


Exodus 3:12, Memory Verse Song
 (tune: "Mary Had a Little Lamb")
 God said, "I will be with you,"
 "Be with you, be with you."
 God said, "I will be with you,"
 Exodus three, twelve.

1.

5.

Exodus Song
 (tune: "Oh, Dear What Can the Matter Be")
 Our God parted the Red Sea, oh,
 Our God parted the Red Sea, oh,
 Our God parted the Red Sea, oh,
 To keep all the Israelites safe.



God led the Israelites by day and by night.



4.

Exodus Song
 (tune: "Oh, Dear What Can the Matter Be")
 God passed over the Israelites,
 God passed over the Israelites,
 God passed over the Israelites,
 Who had obeyed His commands.


God passed over the houses that had blood around the doors.



Exodus Song

(tune: "Oh, Dear What Can the Matter Be")
 God gave manna and water, oh,
 God gave manna and water, oh,
 God gave manna and water
 He provided for all their needs.

6.



God sent ten plagues to punish the hard-hearted Egyptian Pharaoh.

Exodus Song

(tune: "Oh, Dear What Can the Matter Be")
 God sent plagues to the Pharaoh, oh,
 God sent plagues to the Pharaoh, oh,
 God sent plagues to the Pharaoh
 Because he did not obey God.

3.

Clouds for the 1EXO09ECGF2 tabernacle

Copy one GF9 cloud per child on light gray paper. Tape the back side of the cloud to the center of a 10-inch piece of string. Feed the string through the gum-reinforced holes on the GF2 page and tie a knot toward the end of each string. As the children pull the string up or down on the back of the page, the cloud will go up and down over the tabernacle.

