

January 31, 1999

Exodus 3-4

Early Childhood

1EXO02EC

God Talked to Moses from a Burning Bush.

Materials I Need:

Memory Verse:

God said, "I will be with you." Exodus 3:12

Attribute of God emphasized in this lesson: God promises to help His people.

Aim Questions for 2's & 3's:

1. **What was the name of the man in our Bible story today?** (*Moses*)
2. **Did God talk to Moses from a burning bush?** (*Yes. The bush was on fire but it didn't burn up.*)
3. **Who made Moses' stick turn into a snake?** (*God*)
4. **Who made Moses' hand turn white?** (*God*)
5. **Who sent Moses to help the Israelites who were sad in Egypt?** (*God sent Moses because God promises to help His people.*)

Aim Questions for 4's, 5's & K:

1. **Why was Moses curious about the bush?** (*The bush was on fire but it didn't burn up.*)
2. **What happened when Moses came closer to the burning bush?** (*God spoke to Moses and told him to take off his sandals. God told Moses of the plan to help the Israelites.*)
3. **What miracles did God do for Moses that would prove to the Israelites that Moses was sent by God?** (*God turned the staff into a snake and back into a staff. He made Moses' hand turn white and then back to normal.*)
4. **Who did God send to help Moses speak God's words?** (*God sent Moses' brother, Aaron, to speak for him.*)
5. **Why did God send Moses and Aaron to the Israelites?** (*God heard the Israelites' cries and God promises to help His people.*)
6. **Who is always with us and promises to help us?** (*Say the memory verse.*)

Key for symbols:

- This box symbol represents ideas that can be used for two-year-olds through kindergarten. Please remember to slow down the pace for two-year-olds and keep the pace moving for five-year-olds.
- ② This symbol represents ideas that are best used for two- and three-year-olds.
- ④ This symbol represents ideas that are best used for four-year-olds through kindergarten.

Hook:

**Review of Last Week's Lesson:** Look over last week's Look section and use one or more activities for review during today's Hook time. Incorporate last week's pictures to remind the children what they have been learning in the book of Exodus.

**Playdough Center:** Make snakes by rolling the dough between the hand and the table to make long, skinny, snake shapes. The dough could also be rolled flat with a rolling pin and the child could put his hand on it while the leader carefully carves out the shape of his hand with a plastic knife. God

shows His mighty power today in the Bible Adventure when He turns the stick of Moses into a snake and Moses' healthy hand turns into a white hand. Older children can make trees or bushes, fire flames, snakes, and canes or staffs today. Talk about a staff being a stick that looks like a cane.

---

- Tree Mural: (1EXO02ECGF7)** On a large piece of butcher paper on the wall, let children sketch tree trunks. Then ask them to trace around their hands to make the upper part of the trees and bushes. Let the children color the hands green. For even more messy fun, let children press their hands onto green finger paint that is in a pie plate (placed on several pieces of newspaper) and then press their hands onto the butcher paper tree trunks. Add flames to one of the "bushes" to represent a burning bush.
- Follow-the-Leader:** As the children follow your actions or those of a child, include the following: clapping, toe tapping, tummy rubbing, jumping, hopping on left foot, hopping on right foot, clapping a friend's hands, reaching for the sky, picking up a snake, and putting a hand in a pocket. In today's Bible Adventure, they will learn about how God wanted the Israelites to follow the leader, Moses.
- Rhythm Sticks:** After getting the children acquainted with using the sticks (holding them quietly together with both hands until told to hit them together), let them hit the sticks to the rhythm of their names and names of people in the Bible Adventure today (angel, God, Moses, Aaron, Egypt, Israelites). These are words they will hear again today. (To teach the children to listen to the teacher's directions rather than making inappropriate noise with the sticks, the teacher may have to take a child's stick away for a moment until he can control himself. The children quickly learn to tap the sticks on command.)
- Memory Verse Review:** Use the rhythm sticks and hit them to the rhythm of the verse. Let those wearing red (blue, brown shoes, green socks, etc.) say the verse and hit the sticks.
- ② **Toy Snake Center:** Bring some rubber snakes or segmented toy snakes to class with which the children can play and practice picking them up by their tails. In today's Bible Adventure, God tells Moses to throw his stick to the ground and it turns into a snake!
- ② **"Moses Moves to Egypt" Activity:** Have a willing leader crawl on his hands and knees and allow the two "sons of Moses" to ride around on the back of this "donkey." The children could click their tongues to sound like the clapping of the donkey's hooves. In today's Bible Adventure, Moses moves his family to Egypt riding on the back of a donkey.
- ② **White Hands Center:** Put a small amount of flour on a table for the children to spread around with their hands. Have them rub their hands together to make them very white and then talk about the white hand Moses gets when God tells him to put it in his coat and take it out again. (A hand vacuum would make cleanup easy.)
- ④ **Jump over the Wiggling Snake:** With a teacher on each end of a rope and the children lined up on one side, ask them to jump over the snake as it wiggles back and forth. During the Bible Adventure, the children should listen carefully because a snake will be mentioned.
- ④ **Surprise Purse:** Fill a purse with different items from around the house, but be sure to include a rubber snake, a stick, and a green branch. Talk about each item as a child comes up and feels in the purse, trying to identify what he feels.
- ④ **Shoe Center:** Bring a variety of shoes and sandals and let children try them on. Talk about who they might belong to and when they would be worn. Talk about the fact that people in the Bible Adventure today probably wore sandals. Listen and find out what happens to Moses' shoes.



**Book:**  
**Presentation Ideas -**

- Treasure Box Object:** The object for the Treasure Box for this lesson is a branch with orange flames attached to it. Sing the review verses of one of the two songs that tell the story of Exodus. (See the Song section.) After the Bible Adventure, take the "flaming" branch out of the Treasure Box and sing the new verse of the song.

- Bring a stick, or staff, a white glove, and some ketchup as visual aids for the story. Throw the stick to the ground and jump back as though it were a snake. Put the white glove in your sweater or jacket and insert your hand into the glove. When your hand comes out, it's white. When your hand goes back into your jacket, pull off the glove and your hand comes out its normal color. Pour ketchup on a towel or other washable material to represent the water turning to blood.
- Wear sandals today and take them off when you come to the part of the Bible Adventure where Moses is asked to take off his sandals.
- Color and mount the **1EXO02ECGF1, 1EXO02ECGF2, 1EXO02ECGF3, 1EXO02ECGF4, 1EXO02ECGF5, and 1EXO02ECGF6** pictures on construction paper. Show them as you tell the Bible Adventure. Save the pictures for review in the coming weeks as we study Exodus.

### **Bible Adventure for 2's & 3's-**

*(Show the GF1 picture.)* Moses was a shepherd who took care of his father-in-law's sheep in the land of Midian.

*(Show the GF2 picture.)* One day, Moses saw a bush with fire on it. The bush was on fire but it didn't burn up. Moses went closer to see why the bush kept burning.

God spoke to Moses and said, "Moses! Take off your sandals because you are standing on holy ground." Moses took off his shoes.

*(Show the GF3 picture.)* God said, "I am the God of Abraham, Isaac, and Jacob." Moses hid his face because God's light was so bright. *(Hide your face with your hands.)*

God said to Moses, "I care about My people, the Israelites, in Egypt. I am going to help them. I am sending you to help My people go back to the land of Canaan."

Moses said, "I am afraid no one will listen to me."

God said to Moses, "My people will listen to you if you do what I tell you. Throw down your stick to the ground." *(Demonstrate with a stick.)* Moses threw his stick to the ground and it became a snake! *(Jump backward.)* Moses ran away from the snake.

God said to Moses, "Pick up the snake by the tail," and when Moses obeyed, *(Hesitantly pick up the snake.)* the snake became his stick again. Wow! Moses was amazed! God is powerful!

God said to Moses, "Put your hand into your coat." Moses obeyed and put his hand into his coat. When he took his hand back out, his hand was as white as snow.

God said, "Put your hand back into your coat," and when Moses obeyed, his hand came out its normal color, as before. Wow! God can do anything He wants!

Moses was still afraid to go to Egypt. Moses said to God, "I don't speak very well. Could You find someone else to speak for You?"

*(Show the GF5 picture.)* God said, "I will send your brother Aaron with you. He will speak for you. The two of you will go to Egypt together."

*(Show the GF4 picture.)* Moses took his wife and sons, put them on a donkey, and started back to Egypt. *(Rock slowly from side to side as though riding on a donkey.)* It was a long trip back to Egypt. "Clomp, clomp, clomp," went the donkey's feet.

*(Show the GF6 picture.)* Aaron said to the Israelite elders, "God has heard your cries and cares about you. God has sent us to help you."

Moses did the miracles that God had asked him to do. Moses threw his staff down and it became a snake. He picked it up and it became a staff again. The Israelites were amazed. Moses put his hand into his coat and it turned as white as snow. When he put his hand in his coat again, the hand was its normal color again.

The Israelites knew that God had sent Moses and Aaron to help them. They bowed down and worshipped God.

**Prayer:** Dear God, thank You for the Bible book of Exodus that tells us how You cared about the Israelite people when they cried out to You. You sent Moses to help them. Thank You, in Jesus' name, amen.

### **Bible Adventure for 4's, 5's & K-**

*(Show the GF1 picture.)* Moses was a shepherd who took care of his father-in-law's sheep in the land of Midian.

*(Show the GF2 picture.)* One day, Moses saw a bush with fire on it. The bush was on fire but it didn't burn up. Moses went closer to see why the bush kept burning.

God spoke to Moses and said, "Moses! Take off your sandals because you are standing on holy ground." Moses took off his shoes.

*(Show the GF3 picture.)* God said, "I am the God of Abraham, Isaac, and Jacob." Moses hid his face because he was afraid to look at God. *(Hide your face with your hands.)*

God said to Moses, "I care about My people, the Israelites, in Egypt. I am going to help them. I am sending you to help My people go back to the promised land of Canaan. Go ask the Pharaoh to let My people go worship Me on the mountain."

Moses was afraid and said, "What if no one listens to me? What if no one believes that You have sent me?"

God said to Moses, "This is how people will know that I have sent you. Throw down your staff to the ground." A staff is like a stick with a curve on the end. Moses threw his staff to the ground and it became a snake! *(Jump backward.)* Moses ran away from the snake.

God said to Moses, "Pick up the snake by the tail," and when Moses obeyed, the snake became his staff again. Wow! Moses was amazed! God can do amazing things.

God said to Moses, "Put your hand into your coat," and when Moses obeyed and put his hand into his coat and took it back out, his hand was as white as snow with leprosy. Leprosy was a terrible disease that made peoples' skin turn white.

God said, "Put your hand back into your coat," and when Moses obeyed, his hand came out its normal color, as before. Wow! God was doing amazing miracles!

God said to Moses, "If the people don't pay attention to these first two miracles, I have another miracle for you to do. Take water from the Nile River and pour some on the ground. *(Pretend to pour a glass of water on a towel.)* The water will become blood red on the ground." *(Pour ketchup on the towel.)* Wow!

Moses knew that God was doing mighty miracles, but he was still afraid to go to his people. Moses said to God, "I don't speak very clearly. I would not do a good job for You. Could You find someone else to speak for You?"

God said, "I will be with you. I will send your brother Aaron with you. He will speak for you. You can tell him what I tell you to say."

Moses knew that it was time to go. He went to his father-in-law and said, "Will you let me go back to Egypt, to help my people?"

*(Show the GF4 picture.)* Moses' father-in-law, Jethro, said, "Go back to Egypt," and so Moses took his wife and sons, put them on a donkey, and started back to Egypt. *(Rock slowly from side to side as though riding on a donkey.)* It was a long trip back to Egypt. "Clap, clap, clap," went the donkey's feet.

*(Show the GF5 picture.)* God sent Aaron to meet Moses in the desert and they hugged and kissed each other. They were brothers and had not seen each other for a long time.

Moses told Aaron all that God had said. Together they went to Egypt and found the Israelite elders.

*(Show the GF6 picture.)* Aaron said to the Israelite elders, "God has heard your cries and cares about you. God has sent us to help you."

Moses did the miracles that God had asked him to do. Moses threw his staff down and it became a snake. He picked it up and it became a staff again. The Israelites were amazed. Moses put his hand into his coat and it turned as white as snow. When he put his hand in his coat again, the hand was its normal color.

The Israelites knew that God had sent Moses and Aaron to help them. They bowed down and worshipped God. They thanked God for keeping His promise to help His people.

**Prayer:** Dear God, thank You for the Bible book of Exodus that tells us how You cared about the Israelite people when they cried out to You. You sent Moses to help them. Thank You, in Jesus' name, amen.



### Look:

**Flaming Bush Activity Center: (1EXO02ECGF3)** Let the children tear out orange and gold flames to glue to the picture of Moses by the burning bush. Sing the memory verse song together. (See last week's Song section.) Talk about what God said to Moses at the bush.

**Flaming Bush Activity Center: (1EXO02ECGF2)** Place gold tissue paper over the burning bush by wadding it up and gluing it onto the flames. Talk about the Aim Questions and sing the memory verse song together.

**"Find Moses' Sandal" Activity:** Bring fifteen or more pairs of thongs, flip flops, or sandals. Give each child one sandal of the pair and put the other in a pile in an open space in the room. Have the children stand behind a line or outside a circle with their sandal. On a signal from the leader, all go to the pile and find their sandal mate. Put both sandals on (over the shoes) and wear them back to the starting line or outside the circle. Younger children may enjoy just finding the mate to their sandal and showing it to the leader. Moses was told by God to take off his sandals because he was standing on holy ground.

**Snack Center:** Serve trail mix packed in paper or plastic bags. Have the children hide their faces while the snack is being handed out. Moses hid his face in today's Bible Adventure because he was afraid to look at God. Talk with older children about situations when they have needed God's help, like the Israelites needed God's help. We can ask God to help us when we pray. Include situations like being afraid, being angry at a brother, needing to obey and not wanting to, being hurt by a friend, a family member being sick, etc.

---

**Aim Questions and Answers:** Hide the numbered Aim Questions in a plastic food storage bag partially filled with flour. Ask five children to reach into the bag and pull out a question. Provide a towel for the children to wipe their hands on after reaching into the bag. Ask the Aim Questions in numerical order.

**"Jump the Snake" Game:** Have two people hold a rope, one at each end and slowly move the rope back and forth on the floor. Ask the children to jump over it one at a time. Shake the rope a little harder and faster while the children continue to jump, trying not to touch the "snake." God was powerful and turned Moses' stick into a snake.

**Bible Adventure Review:** As you talk through the main points of the Bible Adventure, do the actions. Try doing them in reverse as fast as you can. Write them on a piece of paper on the wall so you can see them easily! Be a shepherd watching the flock of sheep (hands over eyes, watching). See a burning bush and step forward to look more closely. Take off your shoes like Moses did. Cup your ears to hear God's instructions. Jump away from the snake. Put your hand in your pocket and then look at your hand. Scoop water from a red river and make a bad face. Shake your head as if you think you can't speak very well. Hug your brother Aaron. March in place or pretend to ride a donkey back to Egypt. To add a memory verse review to this activity, stop after each statement and let the children chant the verse together while marching in place.

② **"Quick, Cover Your Eyes!" Game:** Have the children sit on the floor in a circle. The leader has a six-sided cube with two opposite sides covered in a bright or metallic color. The leader rolls the die (cube) across the circle. If one of the bright colored sides ends on top, everyone quickly covers his eyes. Look to see who was first to get her eyes covered. Repeat with a child rolling the die to the center. If a dull side is on top, say the memory verse and choose someone to roll it again. Moses quickly hid his face when God talked to him from the burning bush. Bright sides represent God's glory or the flaming bush.

④ **Echo Game:** Repeat different words from the Bible and today's Bible Adventure and the children repeat them after you. If you say "clap," they are to clap with you and not say a word.

④ **Creative Question Review:** If you made a tree mural on butcher paper and taped it to the wall, let the children go to the wall and pick a numbered flame off the tree. Ask the first child to choose the first number, the second child the second number, etc.


#### Songs:

**I Open My Bible Book**  
I open my Bi-ble book and read  
God's book of Ex-o-dus for me.

**Exodus Song** (tune: "Oh, Dear What Can the Matter Be")  
Look, look, here in our treasure chest,  
Look, look, here in our treasure chest,  
Look, look, here in our treasure chest  
And we'll learn more about God.

God heard the Israelites crying, oh,  
God heard the Israelites crying, oh,  
God heard the Israelites crying  
And so the Lord answered their prayers.

God heard the Israelites crying, oh,  
God heard the Israelites crying, oh,  
God heard the Israelites crying  
And so He sent Moses and Aaron.

 **Treasure Box** (tune: "Muffin Man")

We open up the treasure box, the treasure box, the treasure box.  
We open up the treasure box to learn about the Lord.


extra verse


God heard the cries of the Israelites, the Israelites, the Israelites.  
God heard the cries of the Israelites, and sent Moses to them.

---



**Took:**

 **Moses Necklace: (1EXO02ECGF7)** Cut out several flame shapes from yellow, orange, and red construction paper. Write the memory verse on the back. Punch holes in each. Provide fruit loops and yarn for children. Let them string the flames and loops and make a necklace to wear. The necklace will remind the children that God is their helper. God has said that He will always be with us, as He was with Moses.

 **Flame Light Switch Plate Cover: (1EXO02ECGF8)** Add torn flames or color the flames on the cover. Glue the memory verse on it. Talk about the Bible Adventure and verse. Tell the children that this is a reminder that God is with us and He is our helper just like He was for Moses.

④ **Straw Painting:** Give each child a piece of paper and a straw. Cover a large work area with newspaper. Drop a small amount of paint onto the child's paper. Let each child blow through his straw onto the paint. The paint will "branch out" as it spreads and will look like a tree. Talk about God speaking to Moses from the flaming bush and promising His help as Moses obeyed.


④ **Moses Leads God's People Chain: (1EXO02ECGF9)** Fold a sheet of typing paper in half lengthwise and cut on the fold. Fold half of this paper into six accordion folds that are one inch wide. Cut out a figure to make five or six people when opened up. Draw faces on each and glue simple shaped fabric robes. Add a cotton ball beard to the first one for Moses and glue or tape a brown chenille wire shaped like a cane to his hand.

④ **Helper Game:** Choose one child to be in the center of a circle of children. Sing the song to the tune of "Farmer in the Dell" and let the child choose another child to be his helper in the middle of the circle. The game continues until most of the children are in the middle. Let the outside children select a helper from the middle and the circle switches!

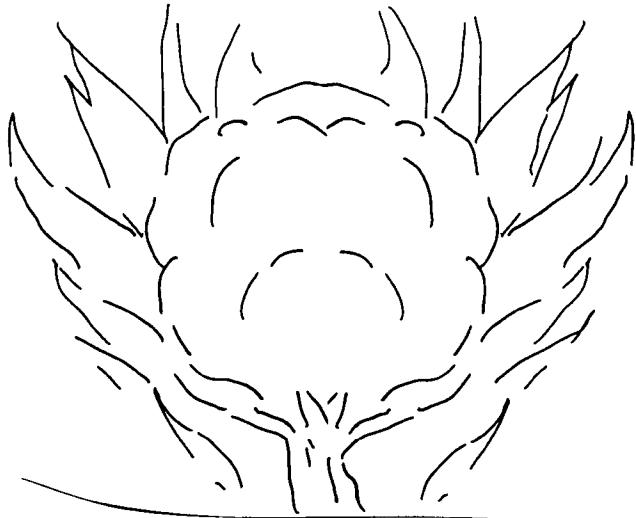
Moses had a helper,  
Moses had a helper,  
Round and round and round we go,  
(Child's name) picks a helper.

Talk with the children about how God chose Moses to help the Israelite people. God then chose Moses' brother, Aaron, to help Moses. "Whom has God chosen to help you (Mom and Dad, grandparents, brothers and sisters, friends, teachers, etc.)? God helps us by putting very important people into our lives."

④ **Match-the-Helper Pictures:** With several pictures on the table, ask children to find matches of things that help each other. For example, a tractor helps a farmer, a mommy helps a baby, a happy person helps a sad person, a duck mommy helps her baby duck, a daddy gets help by his hammer, etc. Include a picture of Aaron helping Moses. Jesus is our best helper all the time.




Moses was a shepherd living in Midian.



Moses wondered why the bush  
was on fire but didn't burn up.





Moses covered his face when he heard God talking to him.



1EX002ECGF3



God told Moses to go back to Egypt and tell Pharaoh to let His people go worship Him on the mountain.




God sent Aaron to help his brother Moses.

1EXO02ECGF5



Moses talked to the Israelite elders about God's plan for His people.


**Tree  
Mural**



**Moses Necklace**


**God said,  
"I will be  
with you."  
Exodus 3:12**

**God said,  
"I will be  
with you."  
Exodus 3:12**



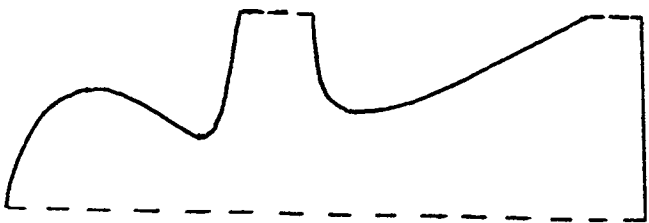
God said,  
"I will be with you."  
Exodus 3:12

Cut  
this  
out.



God said,  
"I will be with you."  
Exodus 3:12

Cut  
this  
out.



1EXO02ECGF9

