

Materials I Need:

Legend:

-  = Option 1, Appropriate for 1st – 2nd Grade
 = Option 2, Appropriate for 3rd – 6th Grade

Memory Work:

“Have them make a sanctuary for Me, and I will dwell among them.” Exodus 25:8


Aim Questions:

1. What were the dimensions of both the courtyard and the tabernacle itself?
2. What was the Ark of the Covenant like? Read Exodus 25:10-22 to find the answer.
3. Why was the altar of burnt offering placed where it was?
4. What items in the tabernacle point to the work of Christ on the cross?
5. Why do you think the covering of the Ark was called "the mercy seat"?
6. What do you think God thinks about the seriousness of sin?

 **Hook:**

A Dwelling Place for God (*Discussion*). Bring in pictures, encyclopedias, National Geographic magazines, etc., to show different types of dwellings. Discuss what each one is made of, where you might find one, and who might live there. Spend some time talking with the kids about the places in which they dwell (their houses). Once you have laid the groundwork, talk about what they think God's dwelling might look like. If they could design a dwelling for God, what materials would they use, what would it look like (size, color, shape), how long would it take to build, and who would be allowed inside? It might be fun to record these ideas and share them during the TOOK time at the end of class.

Our Family Dwelling (*Discussion/Drawing*). Bring in a floor plan sketch of your house. Discuss how the rooms are laid out and what kinds of activities you do in each room. Give the kids a blank piece of paper to draw a floor plan of their own house. Allow them to share with the group about their family dwelling and special activities that may occur in different rooms in their homes. At the completion of this activity, or as a supplement to the BOOK time, present the floor plan of the Tabernacle, **1EXO08.GF1**. This should be done before the class tours the Tabernacle (see BOOK time activity).

Priestly Garments (*Craft*).  In preparation for the Tabernacle tour, it might be fun to create garments for the kids to wear as they enter the Tabernacle. Using **1EXO08.GF2 Pgs. 1 & 2** and a paper shopping bag (see illustration and suggested supply list on **1EXO08.GF2 Pg. 3**), create the Ephod and breastplate. Be creative in how you might decorate these; check out the sample to see the finished product. Be sure to get your supply orders in early. You might want to bring in pictures to give the kids a better idea of how these garments actually looked. As they work on their garments, take some time to read the portion in today's Scripture lesson (which refers to these garments).



Book:

Presentation Ideas -



Articles of the Tabernacle, Exodus 30:1-38, **1EXO08.GF3**.



God Gives Moses the Tablets, Exodus 31:17,18, **1EXO08.GF4**.



Flannelgraph (Visual Aid). Don't forget the flannelgraphs for this lesson. They usually have wonderful pieces that show the items within the Tabernacle. These could be very helpful as you explain today's Bible Adventure.

Bible Adventure –

As the children of Israel were camped before Mount Sinai, God chose to show His glory to them. They saw fire on top of the mountain and a huge cloud covering it. God called to Moses from out of the cloud and told him to come up and meet with Him. Moses was there on the mountain for forty days and forty nights. While he was there, God had many things to say to him. God's children had made a covenant, or agreement, with Him when they said, "All the words which the Lord has said we will do." That means they promised to do what God asked them to do for the rest of their lives. God wanted His people to be special, different from all the other nations of the world. So God began to tell Moses of His plan for a place of worship for the Israelites. It would be a place where they could be reminded of God's presence and power among them, and a place where they could find forgiveness when they were not obedient.

To start with, Moses was to ask the children of Israel to bring an offering to God to be used in building a tabernacle. The tabernacle was to be a very special kind of movable building, like a very fancy tent. It would be extra special because it would be the place where God would live among His people. The people were to willingly bring the things needed to build the tabernacle--gold, silver, bronze, fine cloth, animal skins, special kinds of wood, oil, spices, and valuable stones. Only the finest materials were to be used to make it worthy of their great God. God even personally chose the workmen who would help build and construct the tabernacle and the items needed by the priests. These men were well known for their skill and ability, but God would be the one who would give them the power and the know-how to do what He was asking of them.

Let's pretend we're walking through the tabernacle as it is under construction. First we see the courtyard, about 75 feet wide and 150 feet long. It is surrounded by blue, purple, and scarlet curtains hung on pillars. There is a gate on the east side where we can go in. Just inside the gate is an altar to be used for burnt offerings to the Lord. It is made out of acacia wood and is big enough to put a bull on top of it. On this altar, the blood of bulls and rams was to be shed for the forgiveness of Israel's sins. Can you see any reason why God would want this altar to be placed in the courtyard and not inside the tabernacle? Do you think God wants us to deal with sin in our lives before we dare to approach Him? The killing of animals on this altar would serve to remind the Israelites that sin carries a very high price tag--God takes sin very seriously.

Continuing on through the courtyard we see workmen putting a bronze basin on top of a bronze base. Other workmen are getting ready to pour water into it. This is the laver, or washing place. The workmen tell us the laver was to be used by the priests before they entered the tabernacle to make sure they were clean.

Now we are about to enter the tabernacle itself. It is about 45 feet long and 15 to 20 feet wide. There is a framework of wood, and the wood is being covered with gold. Men are hanging curtains of blue, purple, and scarlet, with stitching in them in the form of angels, around the outside of the tabernacle. Eleven curtains made of goats' hair cover the top of the tabernacle. Over this was a covering made of ram skins dyed red, and over that a covering of porpoise skins. If you listen closely you can hear someone giving the workers directions. "Make sure those boards are exactly ten cubits long. We'll need twenty boards for the south side." You see, God had given Moses very detailed instructions of how the tabernacle was to be built. Everything was to be done exactly as God wanted it done.

Next we notice that there is a veil hanging across the width of the tabernacle, dividing it into two parts--the Holy Place and the Holy of Holies. Inside the Holy Place was a small table, also covered with gold.

The workmen tell us that when the tabernacle is ready there would always be 12 loaves of bread on this table, one for each of the tribes of Israel. The bread was a symbol of the people's thanks to God for the blessings they received from Him every day. Just to the left of this, we see a lamp stand made of solid gold and with three pairs of branches turned upward from its main shaft. These lamps would provide light for the priests as they did their duties in the tabernacle. At least some of the lamps were to be left burning at all times.

Going toward the Holy of Holies, we see the altar of incense, where the priests were to continually burn incense to the Lord. The incense would be a symbol of the people's prayers to their God.

If we were really taking a tour of the tabernacle, we would not be allowed into the Holy of Holies. Only the high priest was allowed to go in there. The veil reminded the people that God is holy and man is separated from Him because of sin. Aren't you glad Jesus Christ did away with that separation when He took our place on the cross? Let's pretend we can peek through the veil and see inside. In this room was the most important object in the tabernacle, the Ark of the Covenant. It was the place of God's presence and was where He spoke to the people through His priest.

God gave Moses complete details on how the ark was to be built. It measured 3 feet 9 inches long, and 2 feet 3 inches deep and wide. The whole ark was to be covered in gold and carried by four poles which fit through rings on the lower four corners of it. Inside would be placed the two tablets on which God had written His law. Later, a pot of the manna God had fed His people with in the wilderness, and Aaron's rod were to be placed inside. The ark also had a very special lid. It was called the mercy seat, and was made of solid gold. On both ends stood two golden angels, called cherubim, whose wings stretched out toward the center. These cherubim showed the glory and majesty of God. I like that term "mercy seat." It's only by God's mercy that we can ever come into His holy presence. In His mercy, He sent His Son to shed His own blood for our sins. Now we can come right into God's very presence!

God also gave Moses instructions about the type of clothing His priests were to wear. God's tabernacle was to be a place of beauty, and His priests were to wear robes that would give honor to God and point to His majesty. The priests and everything they wore and used in the tabernacle were to be set apart for a holy purpose. They were to be cleansed both inside and out before they could serve God in this way.

Why did God give Moses so many rules and directions for the building of the tabernacle and the service of the priests? This was to be His dwelling place among the Israelites. Everything in the tabernacle pointed to the uniqueness of God, or the startling difference between God and man. How could a holy God and sinful man be able to live together? God cannot stand sin. He will not allow anyone into His presence with sin. If the priests who served inside the tabernacle did not wash themselves before going in, the result would be death! Disobedience to God is a serious thing. God has given us instructions, too, in His Word, and He wants us to obey them so we will not die spiritually.

The tabernacle and its laws also pointed ahead to Christ's sacrifice on the cross. The shedding of blood on the altar of burnt offering, the washing of the priests at the laver, the veil separating the Holy of Holies being torn down the middle at the time of Jesus' death, the mercy seat which shows God's mercy in sending His Son--these are all reminders of God's future plan to send a Savior to this world. The tabernacle shows us what God requires--shed blood--in order for us to come to Him. It shows us that God is God, and we must come to Him His way, not ours. God always has a plan, and those who follow it will not only escape death, they will have the awesome privilege of God dwelling with them.



Look:



Tabernacle Tour (Activity). Set up a mock tabernacle in another classroom and take the children through on a tour. This visual experience, together with the preliminary information presented during the HOOK and BOOK times, will be good activities enabling the kids to understand and be able to picture in their minds what the actual tabernacle looked like. If a teacher wants to dress up like a High Priest to be the tour guide, that might be fun. If the younger kids made the priestly garments during the HOOK time, they could wear them on their tour. At the conclusion of the tour, it might be appropriate to review all of the tabernacle and the items within it as they relate to Christ (see **1EXO08.GF1** and **1EXO08.GF3** as references).



Took:



Tour Review Questions (*Discussion*).

1. How would you feel if you were the high priest that had to enter into the Holy of Holies to offer the sacrifice before the Lord? (Note: When the high priest entered the Holy of Holies on the Day of Atonement, the only day of the year in which he would enter that place, they would tie a rope around him in case he died in the presence of the Lord. The priest's clothing also had little bells tied to it so that the people could hear him moving around.)
2. What elements of the tabernacle do you see in the death of Jesus Christ?
3. Read Hebrews 9:11-15. What do these verses tell us about the difference between Jesus' death on the cross and the sacrifices made in the tabernacle? Can you note all the differences? Discuss all the differences below.

But when Christ appeared {as} a high priest of the good things to come, {He entered} through the greater and more perfect tabernacle, not made with hands, that is to say, not of this creation; and not through the blood of goats and calves, but through His own blood, He entered the holy place once for all, having obtained eternal redemption. For if the blood of goats and bulls and the ashes of a heifer sprinkling those who have been defiled, sanctify for the cleansing of the flesh, how much more will the blood of Christ, who through the eternal Spirit offered Himself without blemish to God, cleanse your conscience from dead works to serve the living God? And for this reason He is the mediator of a new covenant, in order that since a death has taken place for the redemption of the transgressions that were {committed} under the first covenant, those who have been called may receive the promise of the eternal inheritance.



Songs of Praise (*Singing*). Here are some suggestions for songs praising God for His Son, sacrificed for our sins. Perhaps you know others. If you need words to these, contact the church office.

There is Power in the Blood
 What Can Wash Away My Sins
 Lamb of God
 Stop and Let Me Tell You
 Sanctuary
 There is a Redeemer
 Though Your Sins Be As Scarlet



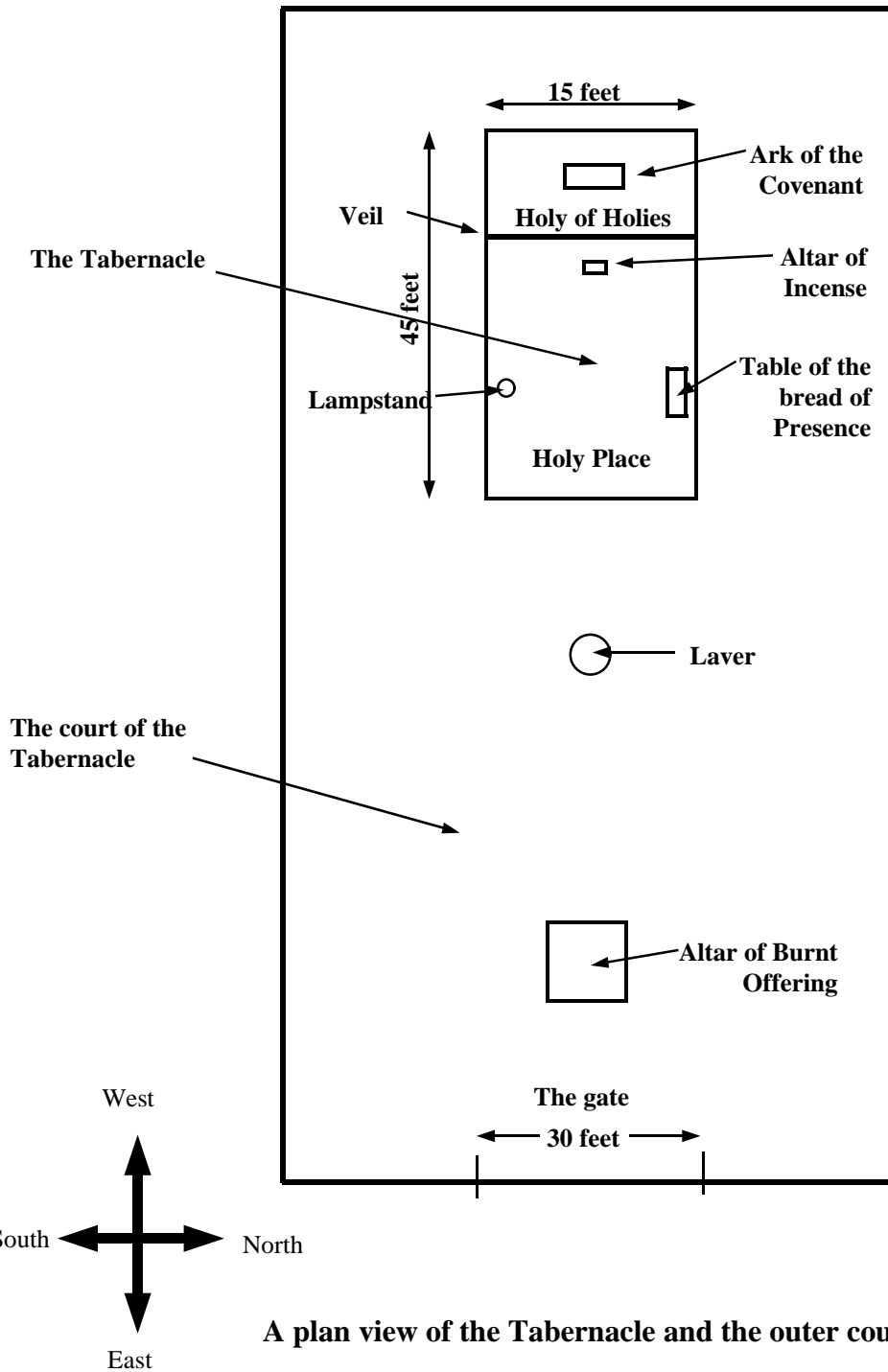
The Tabernacle Paralleled With Christ (*Worksheet*). Using **1EXO08.GF5 Pg. 1**, match up the Tabernacle, the rituals, the items within it, and their graphic or symbolic depiction of Christ. Answer key: **1EXO08.GF5 Pg.2**.



Washing Those Sins Away (*Gospel Presentation*). In a humorous way, present a detergent commercial advertisement. Start with two buckets, either using real water and detergent, or pretending. Take a dirty cloth and talk about it as if it represents the sinful nature of man. In order to be righteous before God, we must be without sin. As you attempt to clean the garment, dip it in and out of the first bucket, struggle, scrub, and add more soap. Give examples of how we might try to clean up our lives (i.e., trying to be good, comparing our sins to those who seem worse, or trying to ignore them). Now take the same dirty cloth, which obviously has not become clean in the first bucket, and dip it into the "Jesus" bucket. Only Christ can truly wash away our sins, cleansing us of all unrighteousness in the eyes of the Father. He can do this because He became the required sacrifice for the atonement of sin. There is nothing we can do to make ourselves presentable before God. Christ did it for us. All we have to do is follow Him and trust our lives to His control. Now bring out a sparkling clean white cloth (placed into bucket before class) as a representation of the sin which has been washed away.

- Scripture Reading and Discussion (*Discussion*).** 🦋 Take turns looking up the following verses and reading them to the other classmates. Leave room for questions and discussion. End your time prayerfully thanking God for His forgiveness of sins through Christ. Hebrews 9:22, John 1:29, Romans 3:22-25, Ephesians 1:7, 1 Peter 1:18-19, Psalm 141:2, Titus 3:5-6, Luke 19:10, Ephesians 2:4-5, Ephesians 2:8-9, II Corinthians 5:17, Psalm 85:2, Psalm 103:12, I John 1:9, Hebrews 8:12, Colossians 2:13, Isaiah 1:18, Isaiah 43:25, Psalm 32:1-2.
- Review of Christ's Priesthood and the Promise (*Read/Review*).** Read Hebrews 9 together or simply have the teacher read it to the children. Stop as often as desired and explain the portion just read. This passage gives an overview and description as to how Christ was the replacement for the activities and atonement for sins performed in the tabernacle.
- Ninth Commandment (*Memory/Discussion*).** If you have decided to assemble the Ten Commandments as you go through them, post the ninth commandment--"**You shall not give false testimony against your neighbor.**" Follow the instructions given on **1EXO01 Pg. 5 TOOK First Commandment**. Use this in conjunction with the Ten Commandments Family Take-Home Sheets and magnet collection below. **Debrief:** The Bible tells us that God hates lying (Proverbs 6:16-17)! God hates it because speaking lies is the exact opposite of who He is: God is the truth. The Bible tells us that Satan is the father of lies (John 8:44). But what exactly is a lie? A lie is any misrepresentation of the truth, even if the words are accurate. In other words, I can lie in my heart even if the words that come out of my mouth appear to be correct. This week, ask God to help you to tell the truth and to hate lying. Ask your parents to hold you accountable in this area.
- Ten Commandments (*Family Take-Home Sheet/Magnet Collection*).** Encourage the students to earn their magnets each week. This week students will have the opportunity to earn their Eighth Commandment magnet when they turn in their Ten Commandment Family Take-Home Sheet, which has been signed by their parents. *(Teachers, please be sensitive to each student's individual needs in regard to their home situation. You may need to make yourself available to some students so that they may be able to participate in this.)* Take-Home Sheets are included with the Family Fun Sheets and are also available at the resource table.

God's Dwelling The Tabernacle



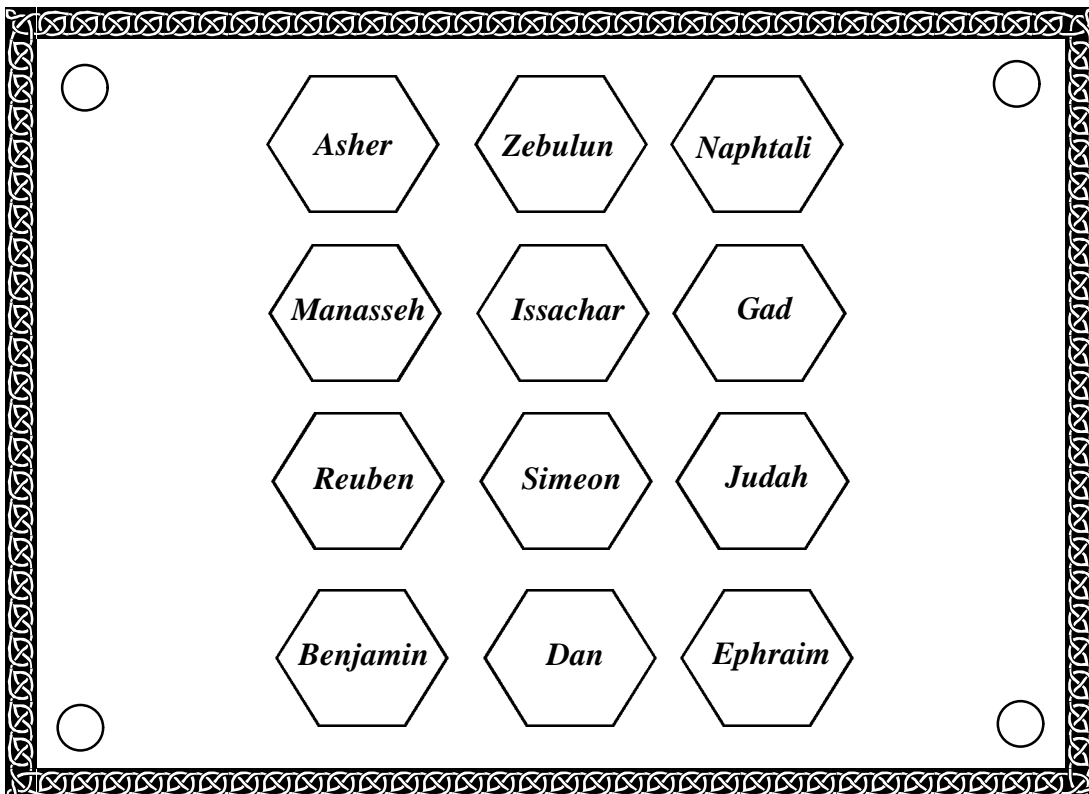
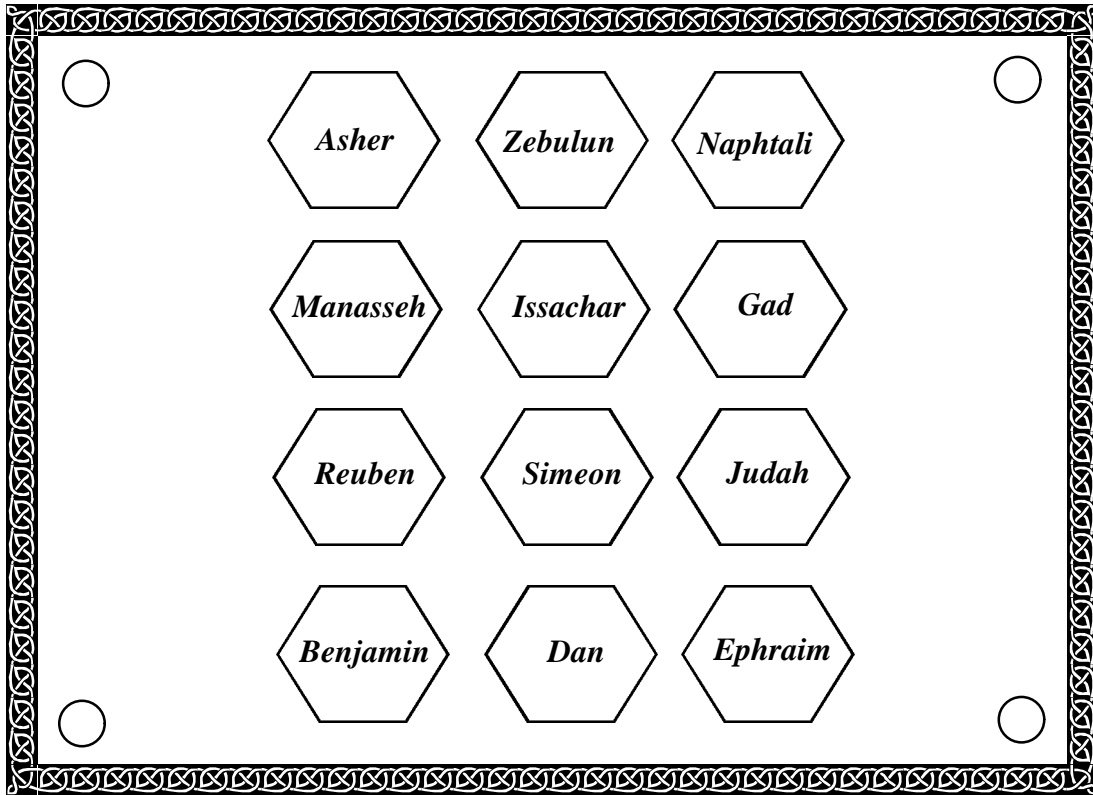
A plan view of the Tabernacle and the outer court

These represent the engraved onyx stones placed on the shoulders of the Ephod.
Cut two per garment.



These represent the breastplate to be worn over the Ephod.

Cut one per garment.

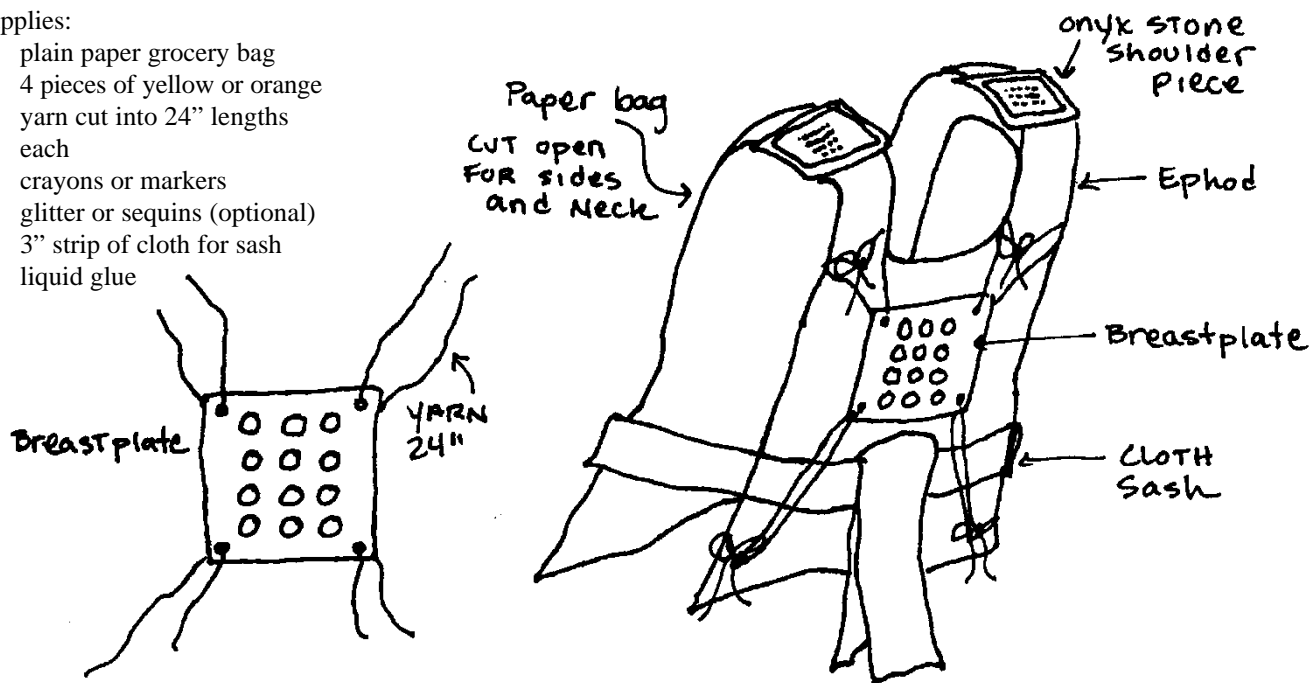


Priestly Garments

Instructions and supplies needed for making your Ephod craft

Supplies:

- ◆ plain paper grocery bag
- ◆ 4 pieces of yellow or orange yarn cut into 24" lengths each
- ◆ crayons or markers
- ◆ glitter or sequins (optional)
- ◆ 3" strip of cloth for sash
- ◆ liquid glue

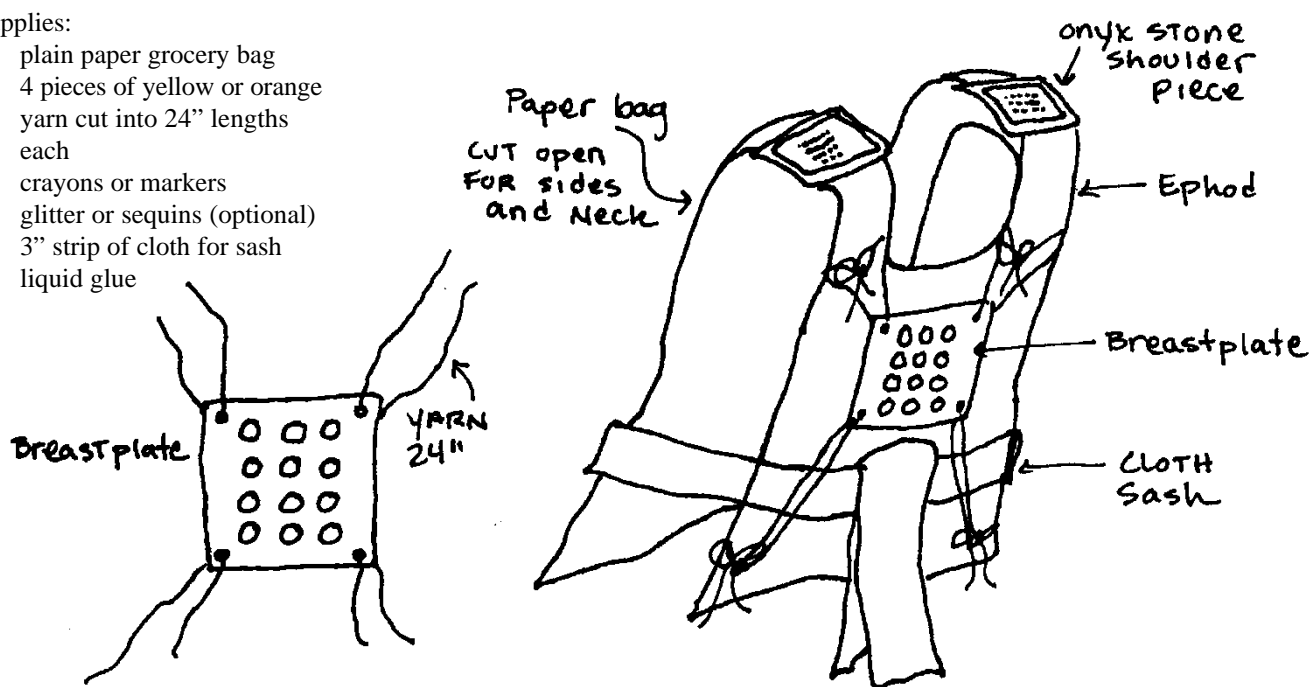


Priestly Garments


Instructions and supplies needed for making your Ephod craft

Supplies:

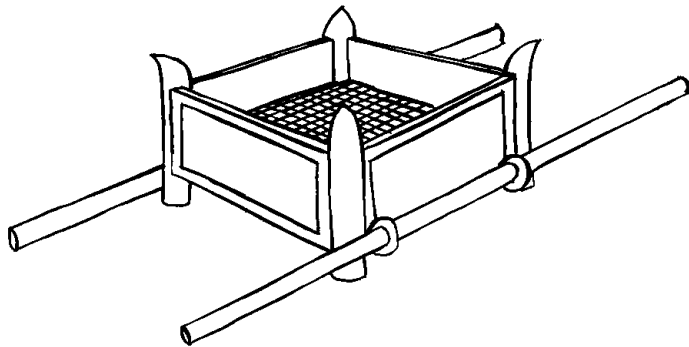
- ◆ plain paper grocery bag
- ◆ 4 pieces of yellow or orange yarn cut into 24" lengths each
- ◆ crayons or markers
- ◆ glitter or sequins (optional)
- ◆ 3" strip of cloth for sash
- ◆ liquid glue




Articles of the Tabernacle



Ark of the Covenant



Altar of Burnt Offering



Altar of Incense


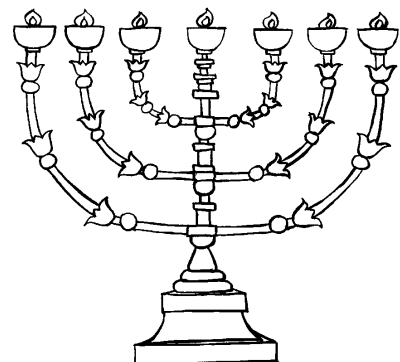



Table of the Bread of Presence



Lampstand



Laver

God Gives Moses the Tablets



Paralleled

The Tabernacle, its laws or rituals, and the implements within it served as a precursor to Christ's sacrifice on the cross. Match up the Tabernacle ritual or item on the left side with its tie to the Gospel of Christ on the right.

The Altar of Burnt Offering was used for the ongoing atonement for sin.

The table of the bread of Presence was placed in the "presence" of God, perhaps representing the fellowship and communion between God and His people.

The Inner Veil separated God from the people. No one except the High Priest was ever allowed into the Holy of Holies for it was the place of God's presence and where He spoke to the people through His priest.

Altar of incense was used for the burning of incense which represented prayerful intercession between the people and God.

The Ark of The Covenant represented the presence of God. Only the High Priest was allowed to approach this Ark, kept in the Holy of Holies, to sprinkle the blood of atonement upon the Mercy Seat.

Laver: The holiness of God requires cleansing before entering into His presence. God takes sin very seriously and the consequences of disobeying this command were severe: death!

The Tabernacle was the place where God dwelled among His people.

The Lampstand was the only means of illumination within the Holy Place.

As believers, through His grace and mercy, and the sacrificing of His Son, God allows His Holy Spirit to dwell within our very hearts!

At the death of Christ, the veil was rent or torn, allowing a believer permanent access into the presence of God.

Christ became our intercessor. Because of His death, we can offer up prayers as sweet aromas to God and intercede for others.

Christ is the light of the world, revealing the way to God.

Christ was sacrificed as atonement for our sins once and for all.

Christ became the bread of life. His broken body is represented in the bread taken during communion.

Christ is our High Priest. Through Him we can come into the presence of God at any time. Because of God's mercy, and through the blood shed for our sins, we are allowed to come before Him.

God provided His Son, Jesus Christ, as a way of cleansing for sin so that we can be acceptable in His sight.

Paralleled

The Tabernacle, its laws or rituals, and the implements within it served as a precursor to Christ's sacrifice on the cross. Match up the Tabernacle ritual or item on the left side with its tie to the Gospel of Christ on the right.

The Altar of Burnt Offering was used for the ongoing atonement for sin.

The table of the bread of Presence was placed in the "presence" of God, perhaps representing the fellowship and communion between God and His people.

The Inner Veil separated God from the people. No one except the High Priest was ever allowed into the Holy of Holies for it was the place of God's presence and where He spoke to the people through His priest.

Altar of incense was used for the burning of incense which represented prayerful intercession between the people and God.

The Ark of The Covenant represented the presence of God. Only the High Priest was allowed to approach this Ark, kept in the Holy of Holies, to sprinkle the blood of atonement upon the Mercy Seat.

Laver: The holiness of God requires cleansing before entering into His presence. God takes sin very seriously and the consequences of disobeying this command were severe: death!

The Tabernacle was the place where God dwelled among His people.

The Lampstand was the only means of illumination within the Holy Place.

As believers, through His grace and mercy, and the sacrificing of His Son, God allows His Holy Spirit to dwell within our very hearts!

At the death of Christ, the veil was rent or torn, allowing a believer permanent access into the presence of God.

Christ became our intercessor. Because of His death, we can offer up prayers as sweet aromas to God and intercede for others.

Christ is the light of the world, revealing the way to God.

Christ was sacrificed as atonement for our sins once and for all.

Christ became the bread of life. His broken body is represented in the bread taken during communion.

Christ is our High Priest. Through Him we can come into the presence of God at any time. Because of God's mercy, and through the blood shed for our sins, we are allowed to come before Him.

God provided His Son, Jesus Christ, as a way of cleansing for sin so that we can be acceptable in His sight.