

March 7, 1999  
Early Childhood  
God Gave the Law on Mount Sinai.

Exodus 19-24  
1EXO07EC

**Materials I Need:**

**Memory Verse:**

You shall have no other gods before Me. Exodus 20:3

**Attribute of God emphasized in this lesson: God is holy and has rules for His people.**

**Aim Questions for 2's & 3's:**

1. **Did God come to His people in a cloud of fire on the mountain?** *(Yes. God talked to Moses at Mount Sinai.)*
2. **Did the mountain shake and did a trumpet make a loud noise?** *(Yes. The Israelites knew that God was there with them.)*
3. **Did God give Moses His holy laws?** *(Yes)*
4. **Did the Israelites want to obey God?** *(Yes)*
5. **Did Moses write down everything God said and then read it to the Israelites?** *(Yes)*

**Aim Questions for 4's, 5's & K:**

1. **Where did God meet with His people in the desert?** *(God met with His people at Mount Sinai.)*
2. **How did God show His power on the mountain?** *(Thunder roared, lightning flashed, a trumpet blasted, the mountain shook, and smoke covered the mountain.)*
3. **What do we call the ten laws that God gave Moses?** *(God's laws are called the Ten Commandments.)*
4. **What did the Israelites say about God's holy rules?** *(The Israelites said, "We will obey God.")*
5. **What did Moses do to worship God?** *(Moses built an altar and sacrificed offerings. He read the Book of the Law to the people.)*

**Key for symbols:**

- This box symbol represents ideas that can be used for two-year-olds through kindergarten. Please remember to slow down the pace for two-year-olds and keep the pace moving for five-year-olds.
- ② This symbol represents ideas that are best used for two- and three-year-olds.
- ④ This symbol represents ideas that are best used for four-year-olds through kindergarten.

**Hook:**

**Lesson Review:** Look over last week's Look section and use one or more activities for review during today's Hook time. Incorporate last week's pictures to remind the children what they have been learning in the book of Exodus.

**"This Is the Way We...on a Sunday morning": (1EXO03ECGF6)** Together sing and act out this song as if getting ready for Bible school, going through the motions of washing their faces, combing their hair, putting on their clothes, praying for their food, eating their breakfast, brushing their teeth, picking up their Bibles, closing the door, driving to church, etc. Talk about the Israelites listening to Moses and obeying him while getting ready for something special. They washed their clothes and waited for a special day. Show the GF6 picture of the Israelites washing their clothes at Mount Sinai.

- 
- ② **Trumpet Calls:** Provide several toy musical instruments that can be blown by the children. Experiment with different sounds and number of blows. A leader could pretend to lead the horn-blowing band by pointing to different players who would blow once either by himself or with another if two people were pointed to at the same time. (Wash the mouthpiece in between each horn blower.) In today's Bible Adventure, a trumpet sound came from the top of the mountain where the Lord had come down to talk to Moses.
- ② **Earthquake Country:** Provide a large floor pillow or a bean bag chair. Have a child lie or sit on top. When the child is ready, the leader starts to shake and jerk the pillow. The child hangs on as best he can. The Bible Adventure today tells how Mount Sinai was covered with smoke and shook with an earthquake when the Lord came down to settle on top of it.
- ② **Obedying Our Parents:** Have several pictures from magazines available that show adults interacting with children. Ask the children what they think is going on in the picture. Talk about children needing to obey their parents because that is important to God. Obey means "to do what is asked." In today's Bible Adventure, the Israelites promise to obey God. They promise to do what God the Father asks them to do.
- ④ **Listen to Sounds:** Ask for the CD of sounds from the Children's Office and let children identify the thunder and rain. Bring a real trumpet and let children try to blow it. Make sure someone in the classroom can make it sound right! Have a cloth handy to wipe it after each child.
- ④ **Finger Paint Mural:** Give each child a small container with some finger paint. On a large piece of butcher paper on the floor let children make a mountain scene with lightning and smoke. Moses is going to experience something like this in the Bible Adventure today. When the children are done, you could draw two tablets on the mountain and tell the children to listen carefully to find out what the tablets represent.
- ④ **Feel-in-the-Bag:** In a large bag, place several items you might pack with you to go camping. You might include a towel, hair brush, can of food, flashlight, T-shirt, glass, pan, fork, spoon, blanket, pillow, a piece of wood, etc. Let the children take turns feeling in the bag and guessing what they feel before they take it out of the bag. Talk about the Israelites camping at the base of a big mountain.
- ④ **Willie Worm Watches:** Use a pen and draw two eyes and a smile on the end of your index finger. Introduce Willy to the children and explain that he is going to be watching for obedient children and when he sees one, that child will get a worm hug!
- ④ **Number Activities:** Separate out ten like pieces of cereal, buttons, beans, or coins. Help the children count their items. "God is going to give ten rules for right living. Listen for this number in the Bible Adventure. I wonder what those rules will say. Can you think of what some of them might be?"



### **Book:**

#### **Presentation Ideas -**

- Treasure Box Object:** The object for the treasure box for this lesson is a rock-like tablet with words on it. These words represent the law of God that was given to Moses on Mount Sinai. Sing the review verses of one of the two songs that tell the story of Exodus. (See the Song section.) After the Bible Adventure, take the tablet out of the Treasure Box as you sing the new verse to the song.
- Color and mount the **1EXO03ECGF1**, **1EXO03ECGF2**, **1EXO03ECGF3**, and **1EXO03ECGF6** pictures on construction paper. Show them as you tell the Bible Adventure. Save the pictures for review in the coming weeks as we study Exodus.
- On the last sentence of the story, walk around the circle and have the children touch the words in Exodus 20. Read Exodus 20:1, "And God spoke all these words," and show them God's book of the Law.

### **Bible Adventure for 2's & 3's-**

(Show last week's 1EXO06ECGF1 and 1EXO06ECGF2 pictures.) God took care of the Israelites every day by sending manna from heaven in the morning and quail from heaven in the evening. God provided fresh water for His people to drink.

(Show the GF1 picture.) God led the Israelites to a mountain in the Sinai desert. They camped there in front of the mountain.

The Lord called to Moses from the mountain and said, "I brought the Israelites out of Egypt to be My special people. If they obey Me and keep My words, they will be a special people, different from all other people."

Moses told the people what God had said. The people all said together, "We will obey God." (Have the children say, "We will obey God.")

The Lord said to Moses, "I am going to do a wonderful thing on this mountain. But first, go to the people and get them ready. Have them wash their clothes and get ready by the third day."

(Show the GF6 picture.) The Israelites washed their clothes and got ready for the special day when God would meet with them. (Hold up one finger.) One day! (Hold up two fingers.) Two days! (Hold up three fingers.) Three days! The Israelites waited for three days.

(Show the GF2 picture.) On the morning of the third day, thunder roared and lightning flashed through the sky. A thick cloud covered the mountain and a loud trumpet horn blasted through the air. The Israelites walked closer to the mountain and stood looking at it.

Mount Sinai was covered with smoke and it shook like an earthquake. The trumpet blast grew louder and louder. The people knew that God was in this place. They were afraid of God's mighty power.

Moses was not afraid. Moses went to the top of the mountain and God said to him, "I am the Lord your God. I brought you out of Egypt. You shall have no other gods before me. You shall not make any idols of silver or gold and you shall not worship them." God wanted the Israelites to be His special people and He would be their God.

God gave Moses ten rules for His people. The first rule is our memory verse, "You shall have no other gods before me," Exodus 20:3. Say the memory verse song with me.

God said to Moses, "I have another very important rule for My people. They must obey their parents. Then they will learn to obey Me when they grow older."

When Moses told the people what the Lord had said, the Israelites said together, "We will obey our parents. We want to be different and special. We will obey God." (Have the children say, "We will obey God.")

(Show the GF3 picture.) Moses got up early the next morning and built an altar at the foot of the mountain. He sent young Israelite men to offer burnt offerings on the altar. Then he took the Book of the Law and read it to the people. They all said together, "We will obey God." (Have the children say, "We will obey God.")

The Lord said to Moses, "Come up on the mountain and I will give you tablets of stone, with the laws I have written for My people."

Moses went up on the mountain and the cloud covered him. No one could see Moses on the mountain. He was listening to God.

We have God's book of the Law here in Exodus. God tells us how to be His special people. I want to obey God's holy laws.

**Prayer:** Dear God, You are a mighty God. You gave the Israelites Your holy laws and they said they would obey them. I want to obey Your laws, too. Thank You, in Jesus' name, amen.

### **Bible Adventure for 4's, 5's & K-**

(Show last week's 1EXO06ECGF1 and 1EXO06ECGF2 pictures.) God took care of the Israelites every day by sending manna from heaven in the morning and quail from heaven in the evening. God provided fresh water for His people to drink.

(Show the GF1 picture.) God led the Israelites by a cloud during the daytime. Wherever the cloud went, the Israelites followed. In the third month after leaving Egypt, God led the Israelites to a mountain in the Sinai desert. They camped there in front of the mountain. This was the special place where the Israelites would worship God.

God was going to do some very amazing things on this mountain. The Lord called to Moses from the mountain and said, "Tell the people of Israel that I brought them out of Egypt to be My special people. If they obey Me and keep My words, they will be a holy nation, My treasured possession, chosen from all the nations. All the nations are mine, but Israel will be a kingdom of priests if they obey Me."

Moses told the people what God had said to him. The people all said together, "We will obey God."  
(Have the children say, "We will obey God.")

The Lord said to Moses, "I am going to do a wonderful thing on this mountain. But first, go to the people and get them ready. Have them wash their clothes and be ready by the third day. On the third day, the Lord will come down and meet with them. The people will see the Lord on Mount Sinai. But tell them not to come up the mountain or even touch it."

(Show the GF6 picture.) The Israelites knew that something special was going to happen in three days. They washed their clothes and got ready for the special day when God would meet with them. One day! Two days! Three days! The Israelites waited for three days.

(Show the GF2 picture.) On the morning of the third day, thunder roared and lightning flashed through the sky. A thick cloud covered the mountain and a loud trumpet horn blasted through the air. The Israelites' knees began shaking, they were so afraid.

The Israelites came from their camp and stood looking at the mountain. Mount Sinai was covered with smoke because the Lord had come to it in a fire. The whole mountain shook like an earthquake. The trumpet blast grew louder and louder. The people knew that the mighty God was there with them.

The Lord called to Moses from the mountain and asked him to come up to meet with Him. Moses obeyed and went to the top of the mountain.

God spoke these words to him, "I am the Lord your God. I brought you out of Egypt. You shall have no other gods before me. You shall not make any idols of silver or gold and you shall not worship them.

God gave Moses ten laws for His people, to help them be holy. We call these ten laws the Ten Commandments. God wants His people to be a holy people, different from everyone else.

(Hold up one finger.) The first law is our memory verse, "You shall have no other gods before me." Exodus 20:3. Let's sing our memory verse song.

(Hold up two fingers.) The second commandment is, "You shall not make any idols of silver or gold."

(Hold up three fingers.) You shall not take the name of the Lord your God in vain.

(Hold up four fingers.) You must keep the Sabbath as a holy day.

(Hold up five fingers.) You must honor your father and mother.

(Hold up six fingers.) You shall not murder.

(Hold up seven fingers.) You shall not commit adultery.

(Hold up eight fingers.) You shall not steal.

(Hold up nine fingers.) You shall not lie.

(Hold up ten fingers.) You shall not covet what anyone else has.

God said to Moses, "I will take you to the promised land of Canaan. The people who live there worship idols. You must not worship their gods. Do not do what the Canaanite people do. They are not a holy people. You are different. You are a holy people, My people, and I am your God."

(Hold up five fingers.) Rule number five is very important to God. God says, "Honor your father and mother. That means obey your parents. Does that mean forgetting what Mom said about not crossing the street? Does that mean getting mad instead of putting away the toys as you were asked? No! God wants us to do the right thing and obey quickly when Mom or Dad asks us to do something. God wants us to obey with a happy heart and face.

(Hold up nine fingers.) Rule number nine tells us that God wants us tell the truth and not lie. God said that people who don't tell the truth should be punished. When a parent asks you who hit first, you need to tell the truth. When they ask, "Who broke this truck," you need to tell the truth. When asked, "Did you finish picking up your room like I asked you to do," you need to tell the truth. God wants us to always tell the truth and never lie.

After meeting with God, Moses went down the mountain and told the people all of God's words and laws. The Israelites said together, "We will obey God." Moses then wrote down everything the Lord had said.

(Show the GF3 picture.) Moses got up early the next morning and built an altar at the foot of the mountain. He sent young Israelite men to offer burnt offerings on the altar. Then he took the Book of the Law and read it to the people. They all said together, "We will do everything the Lord has said. He is our God and we will obey."

The Lord said to Moses, "Come up on the mountain and stay here, and I will give you tablets of stone, with the laws I have written for My people."

Moses went up on the mountain and the cloud covered him. Moses stayed on the mountain forty days and forty nights. No one could see Moses for over a month. Next week, we will hear about Moses on the mountain.

**Prayer:** Dear God, You showed Your power to the Israelites at Mount Sinai. You gave the Israelites Your holy laws and they said they would obey them. I want to obey Your laws, too. Thank You, in Jesus' name, amen.

---



### Look:

- Exodus 20:3, Memory Verse Song:** Do the actions to "Ring Around the Rosie" while singing the memory verse song. Bow at the end instead of falling down.
  - Ten Commandment Tablets:** Cut cardboard into the shape of tablets. Let children glue macaroni letters on the tablets and yarn around the outside. Talk about the commandments as they work on them.
- 
- Mount Sinai Activity Page: (1EXO03ECGF2 & 1EXO03ECGF4)** Let the children tear out brown construction paper pieces and glue them to a piece of blue construction paper to look like Mount Sinai. Draw clouds with the side of a white piece of chalk. Show the children the GF2 page and how to tear lightning streaks and fire flames from orange or yellow construction paper and glue them to their pages. Glue a GF4 tablet with the memory verse to the page, perhaps on the back. Talk about what happened on that mountain in the book of Exodus.
  - False Idols:** Take some time during the morning to talk about the differences between the one true God and the false gods that we are told not to worship by God in the Bible Adventure. False gods cannot hear, help, or act. They are created and are only pieces of wood, stone, or of people's imagination. Our God creates, keeps promises, hears prayers, has power, and is worthy of love and obedience.  
Can trees hear our prayers? Can God hear our prayers?  
Can stones change the weather? Can God change the weather?  
Can shiny gold or silver jewelry keep promises? Can God keep promises?  
Can statues love us? Can God love us?
  - "Ten Commandments" Movie:** Before class, preview the movie containing Moses going up on the mountain and receiving the Ten Commandments. Show appropriate parts of the movie as time allows to reinforce today's Bible Adventure.
  - Finger Play:**

I try never to grumble,	<i>(Frown.)</i>
I try to smile, it's true.	<i>(Smile.)</i>
Sunday, Monday, Tuesday, Wednesday,	<i>(Count on fingers.)</i>
On Thursday, Friday, (pause) Saturday, too.	<i>(Count on fingers.)</i>
Seven days in a week	<i>(Hold up seven fingers.)</i>
We play and have great fun.	<i>(Use throw and catch motions.)</i>
One day we go to church	<i>(Pause.)</i>
Sunday--that's the one!	<i>(Encourage the children to say, "Sunday.")</i>
  - Finger Play:**

What are the Ten Commandments?	<i>(Palms raised.)</i>
God's rules for all of us.	<i>(Point to each other.)</i>
If we love God and obey His rules,	<i>(Hand over heart, point up)</i>
That will please Him very much!	<i>(Smile and nod.)</i>
  - Follow the Leader:** Have the children stand in a line facing the leader. The children are to copy what the leader is doing. Have the leader do several motions to give ideas to the class, then ask for a volunteer to be a new leader. The leader must stay in one place but can use all parts of his body in making up motions to be copied. Talk about how the class is obeying the leader every time they do the motion that the leader has asked them to do.
  - Toast Tablets and Conversation:** Make some toast tablets as a reminder of the tablets that God gave to Moses on the mountain. Each child receives a piece of toast. Let them cut it in half with a plastic knife. Drizzle honey on it to look like writing. Following are some suggestions to use while visiting with the children as they eat their snack. Talk with the children about rules they have at

home and rules we have in our classroom. "What are some laws that our country has for us to obey? (Don't kill anybody. Don't rob a bank. Vote for the president. Don't cross the street when the light is red. Don't take something that isn't yours.) Our government makes laws to keep us safe. Today we heard about the ten laws God gave His people. What would it be like if there were no laws? What would it be like at your house without rules? God wants us to do what is right and He gave us ten good laws for living."

**Play Dough:** Form mountains and talk about the people camping at the bottom of the mountain. Make tablet shapes out of the dough and pretend to write on them with the cut end of a wooden meat skewer or match stick.

**Obedience Game:** With children seated in a circle, pull an item out of a bag (book, Bible, toy car, toy food, crumpled paper, etc.) and ask one child to give it to another. The child with the item is asked to give it to another child. After passing it to several children, ask the last child holding it to put it away where it belongs. Repeat with a different item and different children. After they have all obeyed, talk about their obedience. Are these things they might be asked to do at home? God wants us to obey His rules every day just like they obeyed today.

---

④ **Obey Wherever You Are:** Place pictures (a house, a family in a car, a church, a store) in different areas of the room. As you guide the children from one to the other, talk about how you would obey one of the commandments if you were in that situation.

④ **Moses Relay Game:** Children can pretend to be Moses. Divide the class into two teams of pairs. The children have to pretend to be walking up a mountain by lifting their legs up as high as they can as they go to a table on the other side of the room. There they pick up a pretend tablet and walk back, giving it to their partner who gets to return it to the table. Then the next pair does the same things. See which team finishes first.

④ **Acting to Music:** Give the children a situation at home when they are asked to obey. Include the following: pick up toys, put clothes away, wash your face, brush your teeth, comb your hair, eat the food on your plate, help with the dishes, feed baby brother, etc. As the children act these situations out to music, stop the music and ask them to freeze. Have fun laughing at each other as they are obeying!

④ **Sticker Tag:** Give each child five stickers. The children are to play tag by placing their stickers on the clothing of other children. Once a sticker is on them they cannot be removed. Play this for three to five minutes and then return to a circle. If any child does not have a sticker, place three on her clothing. Then take turns taking off a sticker and sharing either one of the commandments, or a way that they obey at home, or something they are asked to do at home.

#### Songs:

**Commandment Review** (tune: "Frere Jacques")  
Read each of the commandments and sing the song after each.  
We will do-o, we will do-o,  
Everything, everything  
God has said. God has said.  
We obey. We obey. (Exodus 24:7)

**Exodus 20:3, Memory Verse Song** (tune: "Ring Around the Rosie")  
"You shall have no other  
Go-ods be-e-fore me."  
Worship Go-od,  
We all bow down.

**Exodus Song** (tune: "Oh, Dear What Can the Matter Be")  
Look, look, here in our treasure chest,  
Look, look, here in our treasure chest,  
Look, look, here in our treasure chest  
And we'll learn more about God.

God heard the Israelites crying, oh, (Rub your eyes as though crying.)  
God heard the Israelites crying, oh,

God heard the Israelites crying  
And so the Lord answered their prayers.

God heard the Israelites crying, oh,                   *(Rub your eyes as though crying.)*  
God heard the Israelites crying, oh,  
God heard the Israelites crying  
And so He sent Moses and Aaron.


God sent plagues to the Pharaoh, oh,  
God sent plagues to the Pharaoh, oh,  
God sent plagues to the Pharaoh  
Because he did not obey God.

God passed over the Israelites,                   *(Make the sign of a door frame with your arm.)*  
God passed over the Israelites,  
God passed over the Israelites  
Who had obeyed His commands.

Our God parted the Red Sea, oh,                   *(Raise your arms from your sides.)*  
Our God parted the Red Sea, oh,  
Our God parted the Red Sea  
To keep all the Israelites safe.

God gave manna and water, oh,                   *(Flutter fingers from the sky.)*  
God gave manna and water, oh,  
God gave manna and water  
He provided for all their needs.

God gave the Ten Commandments, oh,           *(Hold up ten fingers.)*  
God gave the Ten Commandments, oh,  
God gave the Ten Commandments  
To Moses up high on the mount.

 **Treasure Box** *(tune: "Muffin Man")*

We open up the treasure box, the treasure box, the treasure box.  
We open up the treasure box to learn about the Lord.

extra verses

God heard the cries of the Israelites, the Israelites, the Israelites. *(Rub your eyes as though crying.)*  
God heard the cries of the Israelites, and sent Moses to them.

God sent some plagues on the Pharaoh king, the Pharaoh king, the Pharaoh king.  
God sent some plagues on the Pharaoh king because he disobeyed.


The Israelites were passed over, passed over, passed over. *(Make the sign of a door frame with your arm.)*

The Israelites were passed over when they obeyed the Lord.

God parted the big Red Sea, the big Red Sea, the big Red Sea. *(Raise your arms from your sides.)*  
God parted the big Red Sea and the Israelites walked through.

God gave water and manna, and manna, and manna.                   *(Flutter fingers from the sky.)*  
God gave water and manna because He cared for them.

God gave laws to the Israelites, the Israelites, the Israelites. *(Hold up ten fingers.)*  
God gave laws to the Israelites; they said they would obey.

 **Trust and Obey:** *(The leader might want to introduce the following song with this idea: "God has given us a wonderful world. He wants us to know how to live in His world. So He has given us some*

rules to help us. God's rules are good rules. When we obey God's rules, we are happy and God is happy!")

Trust and obey,  
For there's no other way,  
To be happy in Jesus,  
But to trust and obey.


---




### Took:

- Own Bible:** Each child may make a Bible from a piece of black construction paper folded in half. Inside, place a sheet of white typing paper also folded in half. Print God's rule, "Honor your father and your mother," in each child's book. Read with each child, placing his finger under each word as you say it. Encourage him to "read" the rule back to you.
- God's Laws Necklace: (1EXO03ECGF4)** Let children string fruit loops and the tablet-shaped commandments onto a piece of yarn. Tie the necklaces around their necks as a reminder of the rules God wants us to obey.
- ④ **Mount Sinai Maze: (1EXO03ECGF5)** Color the picture of the Israelites finding their way to the mountain. Review the Bible Adventure as the children color.

God said to Moses,  
"Tell the people to get  
ready to worship Me."



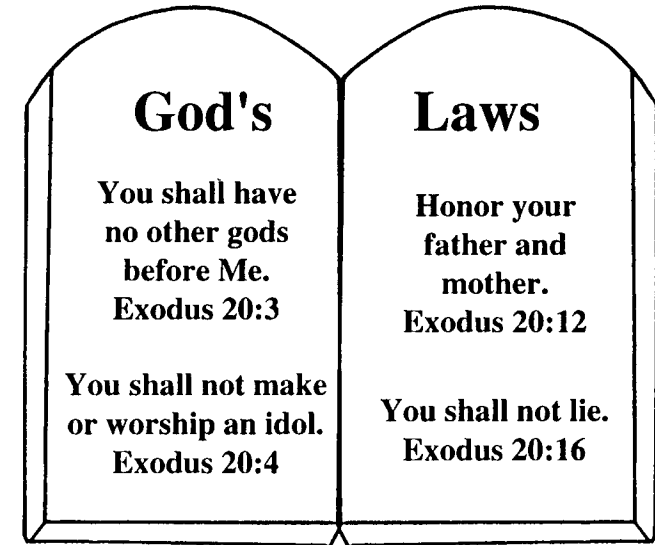
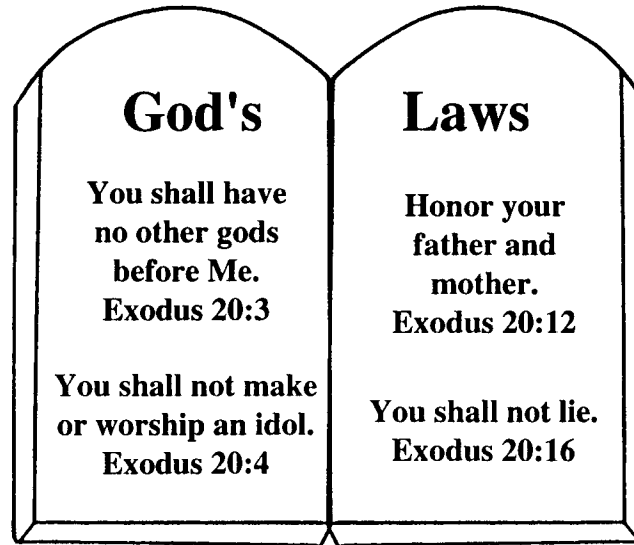
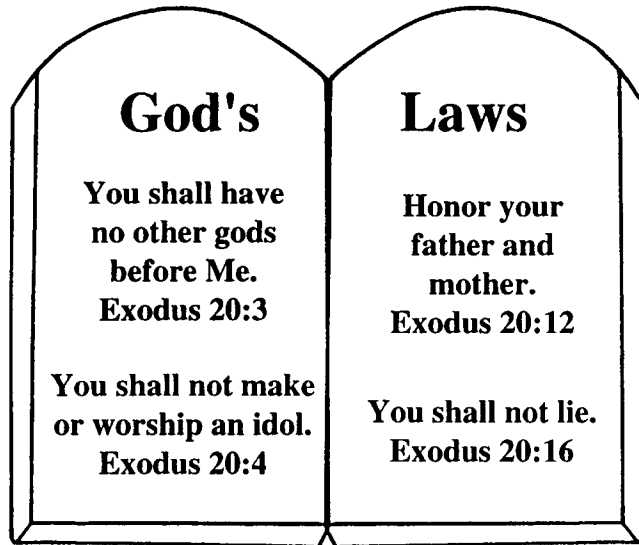
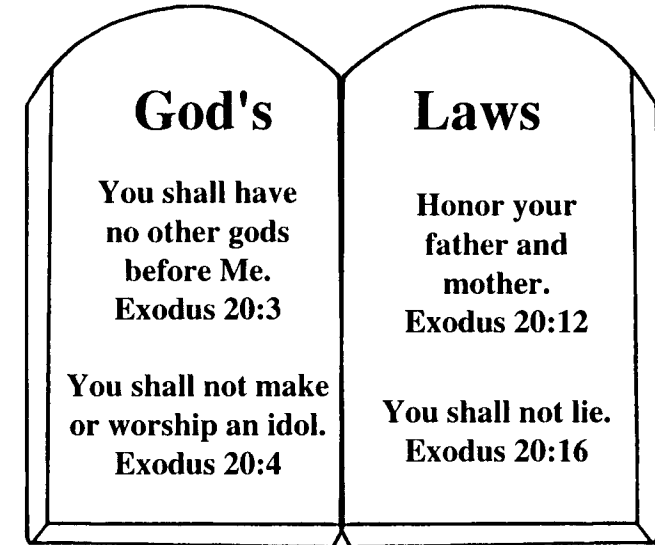
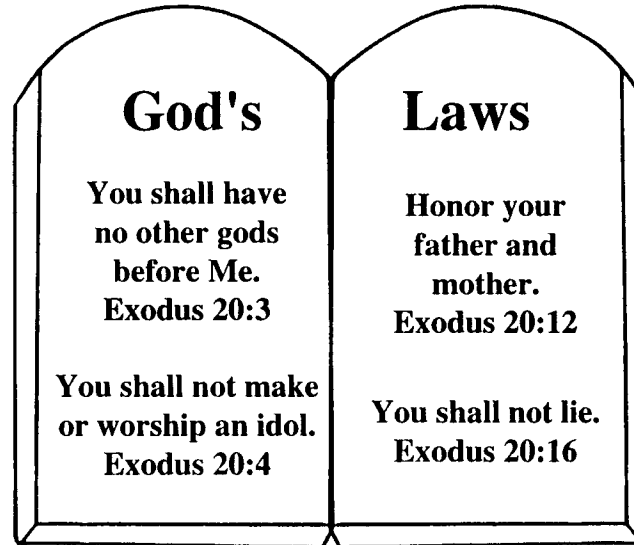
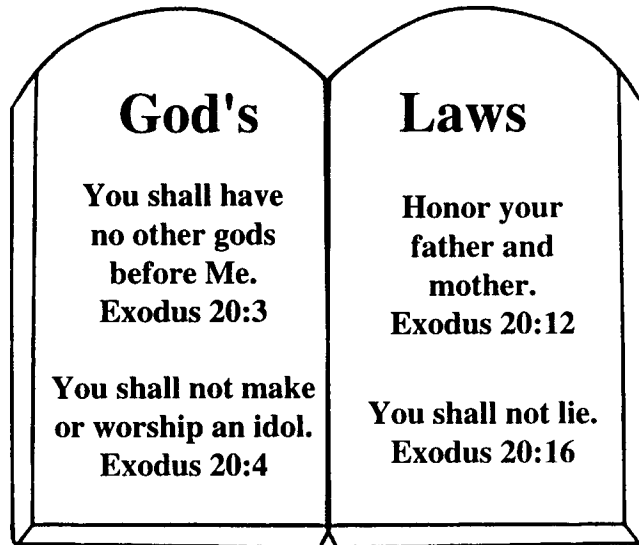


God showed His power with the earthquake, the cloud, the thunder, and the lightning.



The Israelites worshipped God and said, "We will obey."


# God's Laws Necklace



God led the Israelites to Mount Sinai to worship Him. Follow the path to the mountain.

Mount Sinai

Finish





1EXO07ECGF6

The Israelites washed their clothes as they waited three days to worship God.