

Materials I Need:

Legend:



= Option 1, Appropriate for 1st – 2nd Grade



= Option 2, Appropriate for 3rd – 6th Grade

Memory Work:

“He has heard your grumbling against Him. Who are we? You are not grumbling against us, but against the LORD.” Exodus 16:8b

Aim Questions:

1. Why do you think God allowed the Israelites to go thirsty and hungry?
2. What do you think God thinks of our complaining?
3. How does grumbling and complaining offend God?
4. What two things did God provide as food for the Israelites in Exodus 16?
5. What instructions did God give to Moses to provide water for the people in Exodus 17?
6. Who was Jethro, and why is he important in this section?


Hook:




Gathering (Activity). The concept behind this activity is to give the children detailed instructions to follow in how and what they gather, as well as instructions on what to do with specific items that they have gathered. Be creative in what you give them to gather their items in. Remember, an omer was approximately 2 quarts. Perhaps this morning an omer is a paper plate or Styrofoam bowl. Items suggested for gathering might be different pieces of colored construction paper cut into different shapes. Be sure to have plenty for the children to collect. Make the instructions for gathering specific but not too confusing. Give the children the following instructions (or ones you have developed yourselves) written on a piece of paper as they enter the room. They can all be working independently on this activity.


- Collect four red squares (blue circles, yellow triangles etc.)
- For every member of your family, collect two white circles.
- Collect twice as many yellow triangles as blue circles.
- Make sure you have half as many blue diamonds as you have green squares.
- After you have collected twelve items, walk around the room twice.
- Trade three of your favorite shapes with another classmate.
- When you have finished, place one of each shape and color that you have collected into the different containers on the table.

When the students have completed their instructions, tell them that this morning they will hear how God's people were given specific instructions on how to gather God's provisions for them in the wilderness.

 **Remembering God's Goodness (Memory Game).** Each group of students will need **1EXO06.GF1** copied onto cardstock and cut apart. See how fast each student at your table can arrange the cards in order. These cards represent the miracles God performed for His people before, during and up until this morning's Bible Adventure showing God's power and sovereign control over all the events in the Exodus. The Israelites kept forgetting how trustworthy God was in taking care of all their needs. They grumbled instead of trusting. The cards should be placed in the following order: 1. Moses in the basket. 2. Burning bush. 3. Blood in the Nile. 4. Frogs. 5. Gnats. 6. Flies. 7. Death of livestock. 8. Boils. 9. Hail. 10. Locusts. 11. Darkness. 12. Blood on the door posts. 13. Red Sea Parting. 14. Cloud and pillar of fire.

Note to teachers: The miracles of God covered in today's lesson will be introduced during the LOOK time.






 **Bitter vs. Sweet (Activity).** Place different items or liquids to taste in numbered cups. Give the children sheets of paper and instruct them to number their papers to match the containers. Once they have tasted each item the student is to record how that item tasted. Compare and discuss the results. See if the students can describe the difference between bitter and sweet flavors. Possible suggested tastes: Apple cider, soda water, sugar water, plain water, lemonade (no sugar) or lemon water, vinegar, milk, etc. This activity might be more effective if the students were blindfolded and did not know what they tasted. Along with recording their taste observations, they can try to guess that the substance was that they tasted.

 **Manna (Snack).** Provide students with vanilla wafers or graham crackers dipped in honey, gummy worms, frosted flakes or Kix cereal. Read Exodus 16:31 as the students eat their snack.



Book:

Presentation Ideas -

-  **God's People Grumble, (Illustration/Coloring Page).** Exodus 15:22-26, **1EXO06.GF2.**
-  **God Feeds His People, (Illustration/Coloring Page).** Exodus 16:1-36, **1EXO06.GF3.**
-  **Water from the Rock, (Illustration/Coloring Page).** Exodus 17:1-7, **1EXO06.GF4.**
-  **The Amalekites Are Defeated, (Illustration/Coloring Page).** Exodus 17:8-16, **1EXO06.GF5.**
-  **Moses Appoints Judges Over the People, (Illustration/Coloring Page).** Exodus 18:1-27, **1EXO06.GF6.**

Bible Adventure -

Suppose you were in a large department store with a group of people when a fire broke out. A stranger in front of you says, "Follow me! I know the way out!" Your older brother, who is standing right next to you says, "No! Don't go that way. This way is quicker!" Who would you follow--the stranger, about whom you know nothing, or your brother, who has proven his love for you over and over again? Of course you would follow your brother. You know him, and he would never steer you wrong.

As we've learned from the book of Exodus, the Israelites were following their mighty, awesome God, too. They followed him out of slavery in the land of Egypt, and He appeared to them as a pillar of cloud by day and a pillar of fire by night. He led them through the wilderness to the Red Sea. They saw Him do unbelievable things to protect them. Things were going well for the Israelites with such a powerful God to protect them. Did things continue to go well? Did the Israelites continue to follow their God? Let's look at Exodus 15-18 today and find some answers.

After the great miracle at the Red Sea, God led His people into the wilderness of Shur. They traveled for three days and found no water. When they came to a place called Marah, there was water, but it was so bitter they couldn't drink it. Did the Israelites decide they would trust in their God even though there was no water to drink? No--in fact they began to complain to Moses. "What shall we drink?" they cried.

Moses prayed to the Lord and God showed him a tree growing nearby. Moses took the tree and put it into the bitter water. Right away the water became sweet. This could only have been God's work.

From Marah the Israelites traveled to Elim, where they stayed for a while. Then they went on to the Wilderness of Sin. Again the people found something to grumble about, only this time they were not thirsty, they were hungry! They actually said it would have been better to stay as slaves in Egypt, because at least there they had food to eat. They accused Moses of bringing them out into the wilderness to starve them to death. God told Moses He was going to do something very special for His children. Moses and Aaron appeared before all the people and told them that they would soon see the glory of their God. God was going to provide meat to eat in the evening and bread to eat in the morning, for He had heard their complaining. The people thought they had been complaining against Moses and Aaron, but Moses told them, "Your complaints are not against us but against the Lord." It was God who had led the people into the wilderness. He led them to places where there was no water or food. Now, because God had heard their complaining, He was going to feed them, so they would know that He was able to care for them--He was their Lord and their God!

God fed the Israelites like this--in the evening, small birds called quail came and covered the camp. The Israelites were able to cook and eat them. In the morning, something even more miraculous happened--all around the camp, in a thin layer like frost, were small round wafers of a bread called manna. It was called manna because that word means "What is it?" The children of Israel could not figure out what it was. Moses told them this was the bread that God was giving them to eat. He gave them special instructions about the manna. Every morning the people were to gather only enough manna to feed their families for a day. They were not to try to keep it to use the next day. When some of them tried to, it became rotten and filled with worms! On the sixth day, they were to gather twice as much as normal, so that they would not have to gather manna on the Sabbath. Isn't it interesting that God only wanted them to gather enough manna for one day at a time? He was using their daily food supply to test their faith in Him. Then God told Moses to save some of the manna so the people could see it in years to come and remember how God had fed His people in the wilderness.

Now the people left the wilderness of Sin and traveled to Rephidim. Once again, there was no water to be found anywhere. Thirsty people quickly became angry people. They again accused Moses of leading them into the wilderness only to have them die. They were so angry that Moses believed they were about to stone him. But God's kindness to His own children was the exact opposite of their unthankful hearts and attitudes. He had Moses take the elders of Israel to a rock in Horeb, and in front of them all he took his rod, as God had told him to, and struck the rock with it. What do you suppose happened? Water immediately flowed out from it. Now, you and I both know we could hit a rock with a stick all day long and we wouldn't get a drop of water out of it. Again, this was Israel's mighty God at work.

While the Israelites were still in Rephidim, Amalek, who was a grandson of Esau, came and fought with them. Moses commanded Joshua to gather some men and go fight Amalek. The next day, Moses stood at the top of the hill and looked out over the battle. Moses raised his arms up over the men fighting, and while they were raised the Israelites began to win. When his arms grew tired and he put them down, Amalek would begin to win. Aaron and a man named Hur were with Moses, and they noticed what was happening. Moses was getting tired, so they had him sit down on a rock and they each held one of his arms up. So Joshua and his men were able to defeat Amalek and his army. God told Moses to write down what had happened so all the people would remember it.

The news of Amalek's defeat spread through the land, and soon Moses' father-in-law, Jethro, heard about it, and about how God had done so many amazing things for His people. He came to Moses, bringing Moses' wife Zipporah and her two sons. Moses shared with Jethro all that the Lord had done to Pharaoh and to the Egyptians to bring His people out of slavery, and all the hard things they had gone through along the way, and how God had helped them. Jethro was glad to hear about it, and he and Moses worshiped the Lord together.

The next day, Jethro watched as Moses sat all day, making judgments for the people who came before him. Moses was the only leader they knew, and they all came to him with their problems, wanting him to make decisions for them based on God's law. When Jethro saw that Moses was handling this huge job all alone, he gave him some very good advice. Instead of Moses trying to handle the job himself, he would choose godly men to be in charge of groups of thousands, hundreds, fifties and tens. He would teach them the laws so that they could make most of the decisions and bring only the most difficult

decisions to him to make. Moses did as Jethro had suggested, so Israel had a whole group of leaders to help them, instead of just one.

Have you been surprised, as you've listened to this story, at the way the Israelites behaved? Were you surprised at the complaining? What's wrong with complaining? Doesn't everyone do it? Yes, it is very common to hear it, but the Bible teaches us that God does not want us to complain. Read Philippians 2:14: "Do everything without complaining or arguing." God does not want His children to complain about anything that faces them in life. The reason He has for this is simple: God is in control of all things. It's like telling someone who has fixed you a meal, "You did this all wrong." Even when bad things happen, we can trust Him to work things out for our best and His best. The Israelites complained because they forgot, not just once but many times, that God was in control of all that was going on in their lives.

God showed the Israelites again and again Who He was, as He cared for them. He proved Himself a loving Father who was everything they needed. If they had believed that, they would have trusted Him completely. However, their actions proved they did not see Him this way. They were looking for a quick solution to their problems. God wants us to learn to see Him, and only Him, as the answer to all life's questions and problems. The only way to do that is to discover, in the pages of His Word, just who He is--the God who is all-powerful and all-wise in every detail of life.



Look:



Remembering God's Goodness (Craft). Often when God's children wanted to remember His goodness they would erect an altar which would help them remember the event. This altar would also serve as a reminder for generations to come. Building upon the HOOK activity done earlier, color the pictures and assemble them in order on the page in the shape of an altar. Because of space constraints, all the plagues are represented in the one picture of Moses and Aaron coming before the Pharaoh. Color and cut the event squares from **1EXO06.GF7 Pg. 1**, and paste them onto **1EXO06.GF7 Pg. 2** in the correct order as indicated by the numbers in the squares. The events should be placed in the following order:

- | | |
|--|--|
| 1. Moses in the basket. | 6. Cloud and pillar of fire. |
| 2. Burning bush. | 7. Water bitter to sweet. |
| 3. Moses and Aaron before Pharaoh. | 8. Water from the rock. |
| 4. Passover (blood on the door posts). | 9. Manna and quail. |
| 5. Parting of the Red Sea. | 10. Moses raises his arms for victory. |



Find the Answers in the Feathers (Craft/Activity Sheet). Have students read the questions taken from our lesson today on **1EXO06.GF8 Pg. 1**, and find the appropriate answers on a feather on either **1EXO06.GF8 Pg. 2** or **1EXO06.GF8 Pg. 3**. Each child will need a set from both pages which has been copied onto two different colors of paper. If they are copied onto white paper, the kids can color the feathers with different colored crayons. Students should cut out the answer feathers and paste them on top of the correct number shown on the quail's body.



Manna...What Is It? (Question and Answer Activity). See Exodus 16:13. Write review questions on slips of paper and scatter them around the room. Instruct the children to gather a certain number of pieces of manna each (depending on how many questions you have prepared, and how many children you have in class that morning). Have the kids sit on the floor and take turns standing up to read the question on their piece of manna. Allow them to call on other students for the answers to the questions.








God Prevails Over the Enemy (Craft). This moving Moses craft can be assembled to remind the students of the passage in Scripture describing how God continued to bring victory to His people over the Amalekites as long as Moses' arms were raised. Assembly instructions are listed on **1EXO06.GF9 Pgs. 1&2**. Look closely at the sample, as sometimes these crafts can be a little tricky to complete without looking at the finished product.






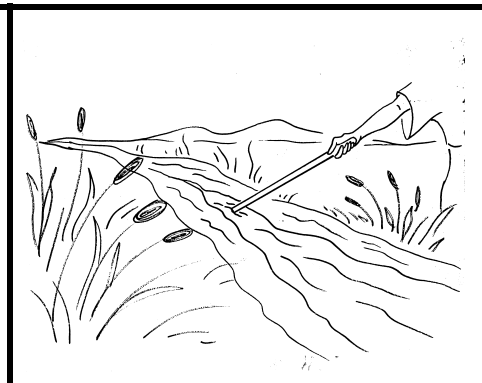
- Track the Trek (Worksheet).** Color the map from Lesson 1, **1EXO01.GF6**, and follow the path of the Israelites through the wilderness. You might want to save these pages and add other locations that we will study later in the book of Exodus. They could be mounted to construction paper to give them more of a permanent look.
- What's in the Heart? (Word Search).** Have students find and circle the words in this week's memory verse. The words run in all directions, **1EXO06.GF10**.



Took:

- Remembering God's Goodness (Discussion/Craft).** What has God done for each of us that we want to remember? When Jethro arrived, in Exodus 18:8, we see how Moses told him all that God had done for the Israelites. Jethro rejoiced, and praised God for His goodness. In Exodus 16:32, Moses instructed the people to keep an omerful of manna as a reminder of God's provisions in the wilderness. Ask the children to write down different ways in which they have been able to see God's provision in their lives. Have them write these ideas on different colored tissue paper circles. You could add a touch of glitter to the edges of the circles to add visual interest. When dry, gently crinkle these circles and insert them in a baby food jar. Cut out a label for each child from **1EXO06.GF11** and glue it to the top of the lid. The kids can take these home and put them in a prominent place as a reminder of how God is working in their lives.
Note to teachers: Baby food jars may or may not be available at the Children's Ministry supply room. Don't wait until the last minute to look for these.
- God's Glory is Revealed Through Our Trials (Graphic Demonstration).** Prior preparation is required. The concept behind this presentation is that as God tests us with trials, we can then see His glory. Review the times we have seen so far in our study of Exodus how God's glory was revealed when the Israelites were tested. On a poster board, randomly write different manifestations of God's glory. These should be character qualities such as love, mercy, power, majesty, faithfulness, omnipotence, forgiveness, perfection, sufficiency, provision, protection, patience, etc. Make this design colorful and exciting. Then, on different colored pieces of construction paper, cut into jagged shapes and write down examples of trials which might befall us during our lives. These might be things such as sickness, moving to a new town, death of a relative, difficulty at school, persecution, peer pressure or difficulties at home. These are placed as if in a puzzle over the words written on the poster board. As you talk to the students about God's power perfected in our weaknesses, soliciting ideas of trials in their lives, begin to remove each of these trials from the poster board. By doing this, the character qualities of God have been revealed.
- Play the Exodus Game (Board Game).** This board game is available for the kids to play throughout the Book of Exodus. You may want to request several for your classroom. These are designed for fun fill-in times, reinforcing the major events in the book of Exodus, and teaching them the route taken to the Promised Land. If you bring this game out each week, the children will probably become bored with it. It is recommended as something that you allow them to play once in a while as a review to some of the passages studied.

-  **Grumbling and Complaining (Craft).** If we truly believe that God is sovereign, then when we grumble, to whom are we actually grumbling? God. Instruct the students to draw a picture of themselves on the left-hand side of a piece of paper which has been mounted on piece of construction paper. Allow the children to select another person or persons from **1EXO06.GF12 Pg. 2** to color and paste on the front of the door, **1EXO06.GF12 Pg. 1**. Color the God sticker cut from **1EXO06.GF12 Pg. 3** and paste it on the right-hand side of the page. Add glitter to this if desired. Fold the door piece of paper on the dotted line and paste it so that it covers the God sticker. When this door or flap is opened, it should reveal the “God” sticker behind. Paste an Exodus 16:8 verse card from **1EXO06.GF12 Pg. 4** at the top of the page. Discuss with the children the different ways we may grumble (words, attitudes, disobedient hearts, etc.) and against whom we are actually grumbling.
-  **God’s Glory (Puzzle).** Each student will need **1EXO06.GF13** copied onto cardstock and cut apart on the solid lines. Instruct them to assemble the puzzle beginning with the “God’s Glory” circle. **DEBRIEF:** Discuss how different situations can be resolved by turning to God. It is by His many attributes that His glory is represented. Our correct response to circumstances in turn results in God being glorified through our lives.
-  **The Lord is My Banner (Craft/Activity).** After Moses and his army defeated the Amalekites, he set up an altar to honor the Lord. He called it “The Lord is my Banner.” We too can make a banner describing God to others. Give the students an opportunity to make their own banner which honors the Lord. Be creative with materials. Suggestions for what the banners might say could be: “He is my strength,” “He goes before me,” “He defeats my enemies,” “My strength and my shield,” “God is Sovereign” or “My Deliverer.” The younger kids might even enjoy parading with their banners and singing praise songs.
-  **Seventh Commandment (Memory/Discussion).** If you have decided to assemble the Ten Commandments as you go through them, post this seventh commandment on the wall under the sixth, “**You shall not commit adultery.**” Follow the instructions given on **1EXO01 Pg. 5 TOOK First Commandment**. Use this in conjunction with the Ten Commandments Family Take-Home Sheets and magnet collection below. **Debrief:** We live in a world that has completely disregarded God’s seventh commandment, “You shall not commit adultery.” Adultery is defined as any wrong or improper relationship between a married person and someone who is not that person’s spouse. But this sin can also be committed in one’s heart. Jesus taught that if anyone has wrong thoughts about another person, that person has committed adultery in his or her heart (Matt. 5:28). So how does all this apply to children? We must show them by our examples and teach them God’s Word regarding purity! We should train them to not touch the opposite sex (i.e., kissing or hugging others) in an impure manner.
-  **Ten Commandments (Family Take-Home Sheet/Magnet Collection).** Encourage the students to earn their magnets each week. This week students will have the opportunity to earn their Sixth Commandment magnet when they turn in their Ten Commandment Family Take-Home Sheet which has been signed by their parents. *(Teachers, please be sensitive to each student’s individual needs in regard to their home situation. You may need to make yourself available to some students so that they may be able to participate in this.)* Take-home sheets are included with the Family Fun Sheets and are also available at the resource table.



Remembering God's Goodness



God's People Grumble




God Feeds His People



Water From the Rock








The Amalekites Are Defeated




Moses Appoints Judges Over the People



Remembering God's Goodness



Color and cut out the event squares on this page. Paste them in the correct order on the numbered squares on 1EXO06.GF7 Pg.2.



Remembering God's Goodness

10		
7	8	9
4	5	6
1	2	3


Finding the Answers in the Feathers




Lesson Review Questions

1. The Israelites could not drink the water at Marah because it was _____.
2. What did Moses do when the Israelites started to complain to him?
3. What did Moses throw in the water?
4. What kind of bird did God send the Israelites for food?
5. What else did God send to feed His people?
6. God told Moses to strike the rock with his _____.
7. What came out of the rock?
8. Who did Moses tell to gather men to defeat the Amalekites?
9. Who would begin to win the battle when Moses' arms were raised?
10. Who told Moses to choose godly men to be leaders to help him?


Cut out the answer feathers and paste them on top of the correct number shown on the quail's body.




Cut out the answer feathers and paste them on top of the correct number shown on the quail's body.




Cut out the answer feathers and paste them on top of the correct number shown on the quail's body.




Cut out the answer feathers and paste them on top of the correct number shown on the quail's body.



Cut out the answer feathers and paste them on top of the correct number shown on the quail's body.

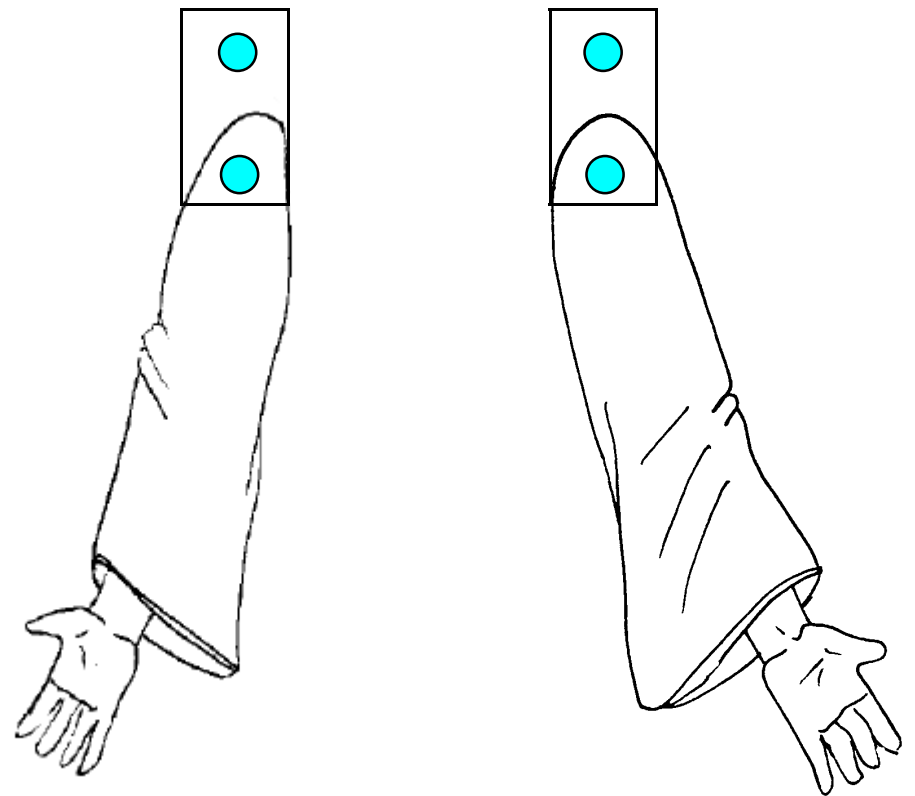
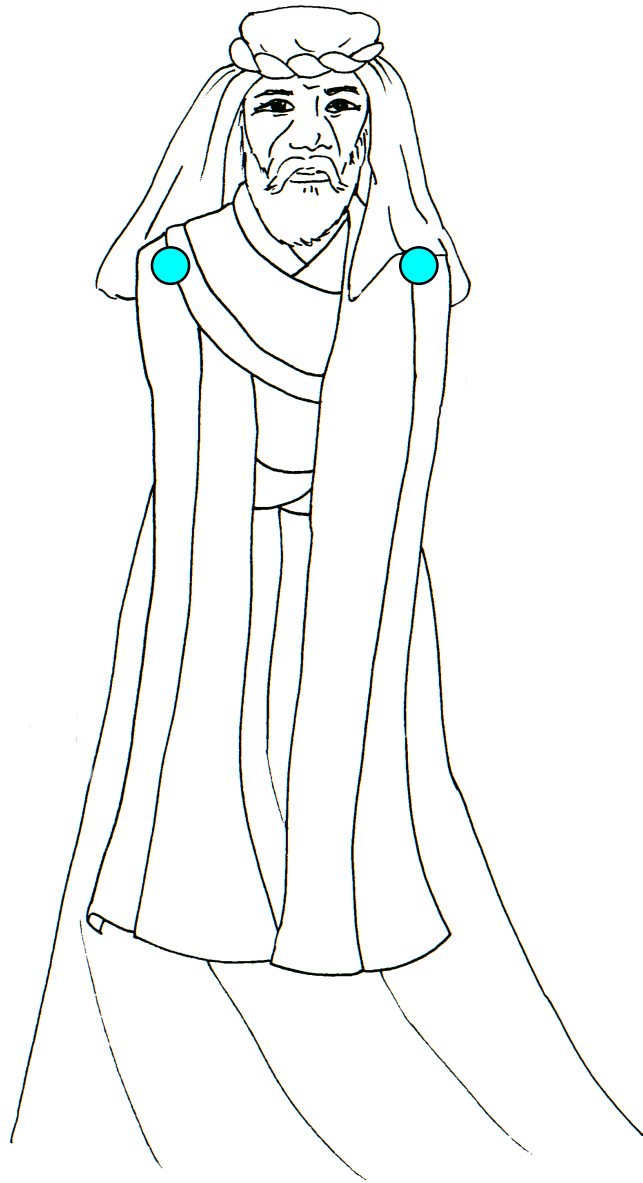


Cut out the answer feathers and paste them on top of the correct number shown on the quail's body.

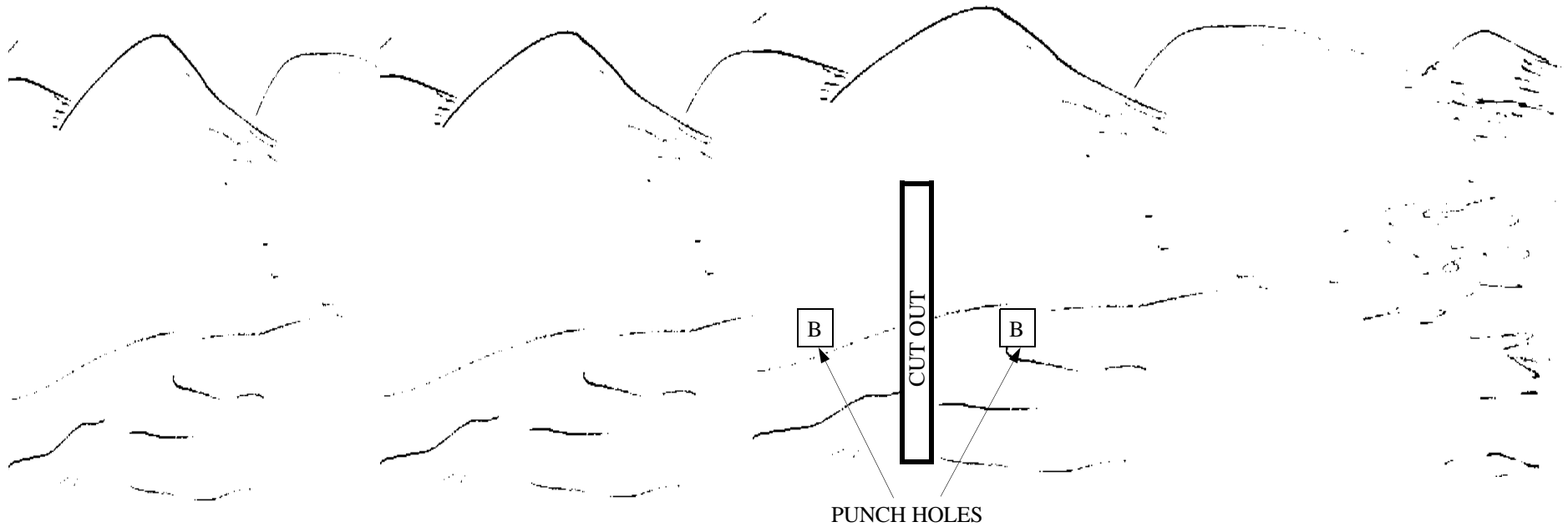


God Prevails Over the Enemy

1. Color the background page, 1EXO06.GF9 Pg. 2.
2. Cut out Moses' body and arms and the slider.
3. Use a paper punch to punch holes in Moses' shoulders and arms and the slider.
4. See 1EXO06.GF9 Pg. 3 for detailed instructions for assembly.



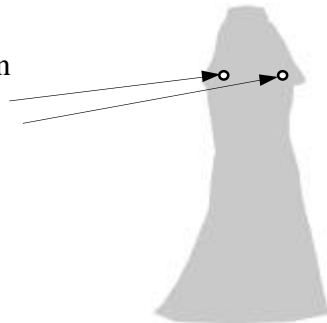
God Prevails Over the Enemy



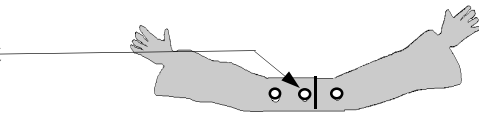
“So it came about when Moses held his hand up, that Israel prevailed, and when he let his hand down, Amalek prevailed.”
Exodus 17:11

1. Color the background page, 1EXO06.GF9 Pg. 2.
2. Cut out slit in center of background. Punch holes through boxes B on each side of slit.
3. Cut out Moses' body and arms and the slider, 1EXO06 Pg. 1.
4. Use a paper punch to punch holes in Moses' shoulders and arms and the slider.

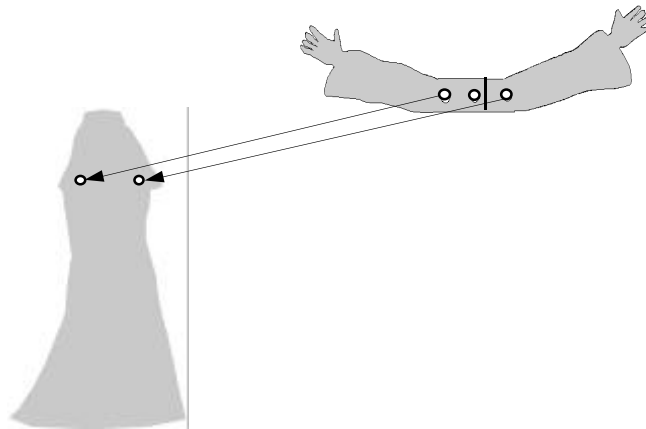
5. Insert a brad in each hole and place Moses face down on the table with the brad points sticking up.



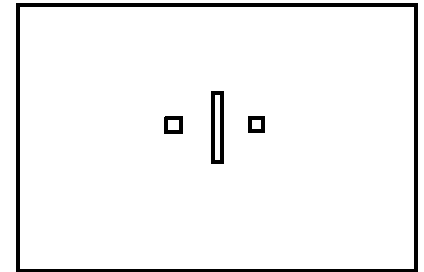
6. Overlap the arms and place a brad from the front through the center hole.




7. Place the arms on top of Moses' body so that the two brads extend through the outer holes of the arms.



8. Place the background on top of Moses and arms with the center brad through the slit and the outer brads through boxes B.




9. Place slider hole over center brad. Fasten all brads down. Moses' arms will go up and down when the slider is moved.



WHAT'S IN THE HEART??

A J U X L T
T R G S A R K V U D
T R E P A A D J V Y C Z
Z D Y H U H I X G F A T W H C G
G R U M B L I N G G N R Z L R U T
P A U E H U O M S B V O F I J C A
T E K O K T T R T T T U R H A O V
H P H Y K V U D J S U I X E V
E W W B D U K S T W S B T
G H I Y K Q P V W K N K N
U B S V A D T N B C K
M J T O N M I X N
C Y G A N
J I Z
X





CAN YOU FIND ALL THE WORDS IN THIS WEEK'S MEMORY VERSE?
THE WORDS WILL RUN IN ALL DIRECTIONS.





CIRCLE EACH ONE AS YOU FIND IT. HAVE FUN.

"HE HAS HEARD YOUR GRUMBLING AGAINST HIM. WHO ARE WE?
YOU ARE NOT GRUMBLING AGAINST US, BUT AGAINST THE LORD.

EXODUS 16:8B







When life has many trials, I can trust in...

When I am afraid, I can trust in...

When my family or friends let me down, I can trust in...

When I grumble and complain, I can trust in...

God's Faithfulness
Lam. 3:22-23

God's Sovereignty
Job 42:2

God's Glory

God's Omniscience
Ps. 94:11
Ps. 51:4

God's Forgiveness
1 John 1:9

When I'm tempted to sin, I can trust in...

When I disobey my parents, I can trust in...

When I'm worried, I can trust in...

When I sin, I can trust in...