

February 21, 1999

Exodus 13-15:21

Early Childhood

1EXO05EC

Crossing the Red Sea

Memory Verse:

I will take you as My own people, and I will be your God. Exodus 6:7

Attribute of God emphasized in this lesson: God leads His people.

Aim Questions for 2's & 3's:

1. **Who led His own people out of Egypt?** *(God led His people with a cloud by day and a fire by night.)*
2. **Who stretched his arm out over the water so that the water stood up on both sides of a path?** *(Moses)*
3. **Who sent the wind that made the path dry so that the Israelites could walk across the sea?** *(God)*
4. **Who made the water go back down over the Egyptians?** *(God)*
5. **Who took care of the Israelites?** *(God. Say the memory verse.)*

Aim Questions for 4's, 5's & K:

1. **How did God lead His people while they were walking in the desert?** *(God led the Israelites with a cloud during the day and with a fire during the night.)*
2. **What did Pharaoh do when he realized his slave labor was gone?** *(Pharaoh took his army and went to the desert to take the Israelites back to Egypt.)*
3. **What did God do to show His mighty power?** *(God put a cloud between the Israelites and the Egyptians; He parted the sea and sent a wind to dry the ground; and He sent the water back over the Egyptian army.)*
4. **What did the Israelites do when they saw that God had kept them safe again?** *(They worshipped God. Miriam and the women sang a song and danced with joy.)*
5. **Why did God keep the Israelites safe in the desert?** *(God promised to take care of His people. Say the memory verse.)*

Key for symbols:

- This box symbol represents ideas that can be used for two-year-olds through kindergarten. Please remember to slow down the pace for two-year-olds and keep the pace moving for five-year-olds.
- ② This symbol represents ideas that are best used for two- and three-year-olds.
- ④ This symbol represents ideas that are best used for four-year-olds through kindergarten.

Hook:

- Passover Review:** Draw a door frame with a red pen on each child's hand to remind the children of the Passover. When the parent asks the child, "What does this mean?" the child will tell them, "We are remembering the Passover when God took His people out of Egypt." The youngest children can simply say, "Passover." Twice God told the Israelites that remembering Passover each year was like

a sign on the hand and a symbol on the forehead of what God had done for them (Exodus 13:9 and 16).

Flashlight Fun: Make the room dark and use flashlights to walk around the room on a masking tape path you have put down on the floor. Tell the children that they will hear about a walk at night when an unusual light guided God's people in the desert.

Parting the Red Sea: Provide a shallow pan of water (9"x13" or cookie sheet with sides) with a ping pong ball floating on top. Have the children blow the ball across the top of the water to the other side of the pan. Two children could blow at the same time on the opposite sides of the pan to see who can get the ball to touch their opponent's side of the pan first. Talk about wind, water and waves. In today's Bible Adventure, God causes a big wind to blow a dry pathway through the Red Sea for the Israelites.

What Are Those Israelites Doing? Have a child stand behind a raised blanket. Have the others sit in front of the blanket and guess what is going on behind the blanket. A leader holding the blanket asks a question containing two choices. "Is he standing or sitting?" Let someone guess and then lower the blanket to see if he is correct. Other ideas could include: facing forward or backward, standing on one foot or two, covering ears or mouth, arms raised or lowered, etc. Change the person behind the blanket often so the ones guessing can have a turn doing the actions. In today's Bible Adventure, God took the cloud (blanket) that was leading the Israelites and moved it to the back of the group. The Egyptians who were chasing them could no longer see what the Israelites were doing.

Color the Chariot: (1EXO05ECGF1) Have a GF1 picture of the Pharaoh in his chariot available for each child. Let them color the picture with crayons or colored pencils. Talk about what a chariot is and how it was used by the Pharaoh and his army.

Find the Yeast Activity: Hide little bags of "yeast" around the room. Let the children look for the yeast bags. When a child finds one, he quickly throws it into a waste basket. The child who finds the bag asks, "What does this mean?" The teacher says, "It reminds us of the Passover when the Lord took the Israelites out of Egypt." Explain to the children that during the Passover week each year, the Israelites would throw all the yeast out of their houses. God wanted His people to remember the Passover night when the Israelites left Egypt so quickly that they didn't have time to put yeast in their bread.

Box of Sand: Children can take turns pressing their shoes in the sand and talking about what it feels like to walk in sand. God's people, the Israelites, walk on desert sand in the Bible Adventure today.

Let's Go on a Pretend Walk: Put on your pretend sandals. Walk over some rocks and then come to the sandy desert. Pretend to squish the sand between your toes. Lift your feet and remember how hard it is to walk in the sand. Stop when you come to water. Listen to the wind. Walk on dry ground along the water. "Oops! Someone is coming so let's go back home." Reverse your actions and return home, taking off your sandals. If the children listen carefully to the Bible Adventure today, they will hear that the Israelites are going to take a walk that is kind of like this one!


Flashlight Movements: Give each child a 3" x 8" piece of posterboard or manila folder. Let them color it to represent their own flashlight. Play with the flashlights, moving them in many directions while pretending to paint the ceiling, look into a corner, make shapes in the air, write numbers or letters in the air, makes waves of the sea, wind blowing, and feet walking.


④ **Acting Clouds and Fire:** Ask a blindfolded child seated in the center of the circle to guess whether you are acting out a cloud or fire. If he guesses right, another child gets to take his place.


④ **Freeze:** Pretend to be packing for a trip while playing music. When the music stops, the children freeze and look at what each other is doing. Repeat while acting out preparing a meal, eating a meal, painting a door frame, walking on a trip, etc. Talk about the Israelites and how they got to leave Egypt. One day Moses said, "Don't be afraid. Be still and watch the mighty God deliver you." "Listen to the Bible Adventure and find out more!" This could be used as a review activity also.



Book:
Presentation Ideas -

 **Treasure Box Object:** The object for the treasure box for this lesson is an orange flame taped to the end of a paint stick that represents the pillar of fire that led the Israelites by night. Taped to the back of the flame is a cloud to remind the children of the pillar of cloud that led the Israelites by day. Sing the review verses of one of the two songs that tell the story of Exodus. (See the Song section.) After the Bible Adventure, take the flame and cloud stick out of the Treasure Box and hold it high in the air as you sing the new verse to the song.

 Color and mount the **1EXO05ECGF1**, **1EXO05ECGF2**, **1EXO05ECGF3**, and **1EXO05ECGF4** pictures on construction paper. Show them as you tell the Bible Adventure. Save the pictures for review in the coming weeks as we study Exodus.

 Sling a gym bag over your shoulder or tie a knapsack to the end of a stick and carry it over your shoulder to represent the idea that God's people were moving from place to place in the desert.

Bible Adventure for 2's & 3's-

(Show last week's 1EXO04ECGF2 picture of the Israelites walking away from Egypt.) God took the Israelites out of Egypt because they were His people and He was their God. God had shown His mighty powers.

(Put a cloud in front of the Israelites on the GF2 review picture or hold up the cloud and fire paint stick--see the Presentation Idea.) God put a cloud in the sky during the day to lead the Israelites and He put a fire in the sky at night to lead them. The Lord went ahead of the Israelites and showed them where to walk.

(Show the review 1EXO03ECGF1 picture of Moses and Aaron talking to the stubborn Pharaoh. Use only Pharaoh's picture.) After the Israelites had gone, Pharaoh became angry at the Israelites and wanted his slaves back.

(Show the GF1 picture.) Pharaoh said, "We must go bring the Israelites back to be our slaves again." Pharaoh and his army rode on chariots to find the Israelites. *(Make hand and body motions as though riding in a chariot.)*

The Israelites were afraid when they saw the Egyptian chariots. They cried to Moses, "We will all die in the desert!"

(Show the GF2 picture.) When the Egyptians came near the Israelites, God took the cloud that was in front of the Israelites and moved it to the back of the Israelites, between them and the Egyptians. The Egyptians could not see what the Israelites were doing.

(Show the GF3 picture.) God said to Moses, "Stretch out your arm over the sea and the water will separate to make a wall on either side of a path so that the people can walk through the sea on dry ground. Then the Egyptians will know that I am the Lord."

Moses obeyed the Lord and a strong wind began blowing the waters. *(Have the children blow air with their mouths.)* The wind blew the water to the left *(Blow air to the left.)* and to the right *(Blow air to the right.)* of a path across the sea. The water was standing up like a wall on either side of the path *(Move your arms upwards as though the water is rising on both sides.)* so that the Israelites could walk right through the water. They walked on the path all through the night until every Israelite was on the other shore of the sea. *(Move your arms downward to your sides and then forward in front of you as though the Israelites are walking forward.)*

When God moved the cloud out of the way and the Egyptians could see that the Israelites were on the other side of the water, Pharaoh was angry. He said, "Let's go after the Israelites." All the chariots and all of Pharaoh's army rode out onto the path in the sea.

God said to Moses, "Stretch your arm out over the sea," and when Moses obeyed, the water that had been standing up like walls on either side of the path came rushing back together. The water covered the Egyptians and their chariots.

(Show the GF4 picture of Miriam and several women with tambourines.) The Israelites saw the great power of their God that day. They worshipped God and sang happy songs. The Israelites sang and danced because they were thankful to God for taking care of them.

Prayer: Dear God, You led Your people, the Israelites, by a cloud during the day and by a fire during the night. You showed Your power over the wind and the water. You are a mighty God. Thank You, in Jesus' name, amen.

Bible Adventure for 4's, 5's & K-

(Show last week's 1EXO04ECGF2 picture of the Israelites walking away from Egypt.) God took the Israelites out of Egypt because they were His people and He was their God. (Say the memory verse.)

The Israelites were amazed at God's mighty powers. (Make a sign with your arm as though following a door frame up one side, across the top, and down the other side.) When God struck down the Egyptians' firstborn boys and animals, God passed over the Israelites' houses because they had obeyed and put blood around their doors.

(Put a cloud in front of the Israelites on the GF2 review picture.) God put a cloud in the sky during the day to lead the Israelites and He put a fire in the sky at night to lead them. The Lord was in front of the Israelites to show them where to walk.

(Show the review 1EXO03ECGF1 picture of stubborn Pharaoh. Show Pharaoh only.) After the Israelites had gone, Pharaoh became angry at the Israelites because there was no one to make bricks anymore. Pharaoh wanted his slaves back. Pharaoh's heart was hard toward God again.

(Show the GF1 picture.) Pharaoh said, "We must go bring the Israelites back to Egypt to be our slaves again." Pharaoh called all his soldiers together to go with him to find the Israelites. Pharaoh took six hundred of his best chariots and all the other chariots in Egypt. He put his army officers on the chariots and went riding out of Egypt.

When the Israelites saw the Egyptian chariots, they were scared to death. They knew that they were not strong enough to fight the mighty Pharaoh's men riding on chariots.

The Israelites said to Moses, "Why did you bring us out here to die in the desert?" The Israelites were mad at Moses. Their hearts were filled with fear.

God had a mighty plan to deliver His people from the Egyptians. Moses said, "Don't be afraid. Stand still and watch the mighty God deliver you."

(Show the GF2 picture.) When the Egyptians came close to the Israelites, God took the cloud that was in front of the Israelites and moved it to their backs so that it was between His people and the Egyptians. The Egyptians could not see what was happening on the other side of the cloud.

Then God said to Moses, "Tell the Israelites to move on." The Israelites looked at each other and shook their heads because it was impossible to move. The Red Sea was in front of them and the Egyptians were behind them. What mighty miracle was God going to do for His people?

(Show the GF3 picture.) God said to Moses, "Stretch out your arm over the sea and the water will separate to make a wall on either side of a path so that you can walk through the sea on dry ground. Then the Egyptians will know that I am the Lord."

Moses obeyed the Lord, stretched out his arm, and a strong wind began blowing the waters. (Have the children blow air with their mouths.) The wind blew the water to the left (Blow air to the left.) and to the right (Blow air to the right.) of a path across the sea. The water was standing up like a wall on either side of a path (Move your arms upwards as though the water is rising on both sides.) so that the Israelites could walk right through the water. They walked on the path all through the night until every Israelite was on the other shore of the sea. (Move your arms downward to your sides and then forward in front of you as though the Israelites are walking forward.)

When God moved the cloud out of the way so that the Egyptians could see that the Israelites were on the other side of the sea, Pharaoh was angry. He said, "Let's go after the Israelites."

All the chariots and all of Pharaoh's army rode out onto the path in the sea. When all the Egyptians were in the middle of the sea, God made the wheels of the chariots fall off so that they couldn't drive. The Egyptians became afraid and said, "God is fighting for the Israelites! Let's get away from them." The Egyptians turned back and tried to go back to the shore.

God said to Moses, "Stretch your arm out over the sea," and when Moses obeyed, the water that had been standing up like walls on either side of the path came rushing back together. The water covered the Egyptians and their chariots. Not one Egyptian got back to shore.

(Show the GF4 picture.) The Israelites saw the great power of their God that day. God had kept them safe again. The Israelites worshipped God and sang songs together. Moses' sister, Miriam, danced with a tambourine and sang a beautiful song to God. All the women followed her, singing and playing their tambourines. The Israelites sang and danced because they were thankful for what their God had done.

Prayer: Dear God, You led Your people, the Israelites, by a cloud during the day and by a fire during the night. You showed Your power over the wind and the water. You are a mighty God. Thank You, in Jesus' name, amen.



Look:

Snack Center: Bring different kinds of unleavened bread (crackers and flat breads) that are made without yeast. Tell the story of God wanting the Israelites to remember what He had done for them on the Passover night. As you give a child a graham cracker, have him ask, "What does this mean?" Tell him, "We are remembering the Passover when God took His people out of Egypt." Let the children draw a door frame with red frosting on a graham cracker.

Cloud and Fire Activity Sheet: Give each child a piece of construction paper that is half black and half blue. Let the children glue a cotton ball on the blue side of the paper to represent God leading the Israelites by a cloud during the day. The children can tear bits of orange and yellow flames and glue them on the black side to represent God leading the Israelites by a fire at night. Talk about the Aim Questions as the children work on their pages.

Chariot Center: (1EXO05ECGF1) Let the children color the chariot and add paper wheels (circles) with brad paper fasteners. Talk about the chariots losing their wheels in the sea and then being covered with water.

Celebration Band: The Israelites were very thankful to God! He had kept them safe from the Egyptians who had been chasing them. The Israelites started to praise and worship God. Pass out some tambourines, bells, triangles, or cymbals and have some play the instruments while the rest of the group dances to the music. Repeat until everyone gets to play an instrument. The memory verse song could be sung here.

Crossing the Red Sea: Leader and children stand facing each other.

We're walking to a new land,	Step, step, step.	<i>(Walk in place.)</i>
There's water in front of us.		<i>(Point finger forward.)</i>
Pharaoh's army is behind us!		<i>(Point thumb back over your shoulder.)</i>
What'll we do?		<i>(Shrug your shoulders.)</i>
God tells Moses,		<i>(Point upward.)</i>
"Hold out your stick."		<i>(Raise fist in front.)</i>
The wind blows;		<i>(Pucker up and blow.)</i>
The water moves;		<i>(Sweep hands apart.)</i>
Dry ground appears!		<i>(Look down with astonishment.)</i>
Now step, step, step,		
Let's march out of here!		<i>(Walk away from group and motion them to follow).</i>

Expand this activity for the older children by assigning six children to be the "Red Sea" who stand in a line holding hands and swaying from side to side. Designate others to be the "Israelites" and "Moses" who stand and face the "Red Sea." When Moses holds out the stick (real or imaginary), the "Red Sea" separates in the middle and walks sideways to part in front of the "Israelites" who then walk through.

Follow the Leader: Give each child a cloud-shaped piece of poster board and two heavy straws. Attach the straws or a tongue depressor with tape at the top and bottom as shown. Glue cotton balls on one side and torn orange and yellow construction paper flames to the other side (or color them). Let children take turns being the leader who holds up his cloud. When it stops, they all stop. When the leader and his cloud moves, they all move the same way the leader is moving.

④ **Finger Paint the Sea: (1EXO05ECGF3)** Provide finger paints, aprons, and wipes for children to paint on construction paper or on the GF3 page. Buy Crayola finger paint, giving each child about a half teaspoon of paint on a square of paper. A little of this paint goes a long way. Show the children how to put their pointer fingers in the paint and then how to paint the waves. They could also paint a path across the Red Sea.

④ **Crossing the Sea:** Put masking tape on the floor in two parallel lines about four feet apart. Perpendicular to these lines, place masking tape lines every two feet. Pair up the children and ask them to tip toe (jump, hop, skip, and run) through the sea together, trying to keep their feet on the masking tape lines. Change partners and do it again. Sing a song on the other side in praise of what you have just done!

④ **Red Sea Opens:** Two leaders join both hands and make a pathway for the children to walk under. Sing the "Red Sea Bridge" from the Song section and have the leaders lower their arms to capture some "Egyptians." These "Egyptians" could then take the leaders' place and be the pathway.

Songs:

“This Is the Way” Activity Song:

Sing and act out the following song as you review the Bible Adventure story.

This is the way we walk from Egypt, walk from Egypt, walk from Egypt. *(Walk in place.)*

This is the way we walk from Egypt. God is leading us.

This is the way we follow a cloud. . . God put it there for us. *(Hand above eyes.)*

This is the way we walk on dry ground. . . God opened up the sea. *(Walk in place.)*

This is the way we feel afraid. . . Pharaoh’s mad at us. *(Get a scared look on your face.)*

Moses said, “Don’t be afraid. . . God will deliver you.” *(Shake finger.)*

This is what happened to Egyptians. . . when water covered them. *(Fall on the floor.)*

Our God is so powerful. . . He kept the Israelites safe. *(Arms up, showing muscles.)*

Red Sea Bridge: *(tune: “Muffin Man”)*

God parted the big Red Sea, the big Red Sea, the big Red Sea,

God parted the big Red Sea and the Israelites walked through.

God closed off the big Red Sea, the big Red Sea, the Big Red Sea,

God closed off the big Red Sea and the Egyptians were all gone!

Exodus Song *(tune: “Oh, Dear What Can the Matter Be”)*

Look, look, here in our treasure chest,

Look, look, here in our treasure chest,

Look, look, here in our treasure chest

And we’ll learn more about God.

God heard the Israelites crying, oh,

(Rub your eyes as though crying.)

God heard the Israelites crying, oh,

God heard the Israelites crying

And so the Lord answered their prayers.

God heard the Israelites crying, oh,

(Rub your eyes as though crying.)

God heard the Israelites crying, oh,

God heard the Israelites crying

And so He sent Moses and Aaron.

God sent plagues to the Pharaoh, oh,

God sent plagues to the Pharaoh, oh,

God sent plagues to the Pharaoh

Because he did not obey God.

God passed over the Israelites,

(Make the sign of a door frame with your arm.)

God passed over the Israelites,

God passed over the Israelites

Who had obeyed His commands.

Our God parted the Red Sea, oh,

(Raise your arms from your sides.)

Our God parted the Red Sea, oh,

Our God parted the Red Sea

To keep all the Israelites safe.

Treasure Box *(tune: “Muffin Man”)*

We open up the treasure box, the treasure box, the treasure box.

We open up the treasure box to learn about the Lord.

extra verse

God heard the cries of the Israelites, the Israelites, the Israelites. *(Rub your eyes as though crying.)*

God heard the cries of the Israelites, and sent Moses to them.

God sent some plagues on the Pharaoh king, the Pharaoh king, the Pharaoh king.

God sent some plagues on the Pharaoh king because he disobeyed.


The Israelites were passed over, passed over, passed over. *(Make the sign of a door frame with your arm.)*
The Israelites were passed over when they obeyed the Lord.

God parted the big Red Sea, the big Red Sea, the big Red Sea. *(Raise your arms from your sides.)*
God parted the big Red Sea and the Israelites walked through.




Took:


- Paper Plate Signs:** Materials: Two six-inch paper plates, yellow or orange flames cut from construction paper, a stapler, glue, and quilt batting or cotton balls. Staple together the fronts of two paper plates. Leave an opening at the bottom large enough for a hand to reach in. Glue the yellow or orange flames (fire) to one side and the cotton (cloud) to the other side. To manipulate the sign, insert a hand in the opening. Let children take turns being the leader who holds up his cloud and fire sign. The children and teachers all follow the leader. When the leader child turns his sign to the fire side, the children all stop for the night. They can pretend to go to sleep, snoring loudly. When the leader changes his sign to the cloud side, the children all get up and move the same way the leader is moving. God showed the Israelites where to go in the desert by putting a cloud in the sky by day, and a fire in the sky by night. The Lord went ahead of the Israelites and led them each day.
- Tambourines and Singing Activity Center:** When the Israelites got to the other side of the sea and saw that God had taken care of them, they sang songs and praised God for His help. Give each child two paper plates. Let them draw a picture of the Red Sea and a cloud or flame on the bottom side of both plates. Give each child several two-foot-long crepe paper streamers to staple on the bottom edge of the right side of one plate. Place a couple of handfuls of beans on a plate. Staple the second plate to the first plate around the edges so that the beans won't fall out. Use the paper plate tambourines to shake and tap to the rhythm of praise music. Sing "Treasure Box" and any other praise songs from former lessons.
- The Ten Commandments Movie:** Play the portion of the film showing Moses raising his arms to separate the water, the Israelites getting safely through, and the Egyptians following, but the water rushing over the top of them.



Pharaoh and his army rode on chariots to take the Israelites back to Egypt.



The Israelites were afraid when they saw the Egyptian army, but God moved the cloud between the Egyptians and the Israelites.



When Moses held out his staff across the water, God parted the sea. 1EXO05ECGF3



Miriam and the women sang happy songs because
God had led His people safely through the water.