



Materials I Need:

Legend:

-  = Option 1, Appropriate for 1st – 2nd Grade
 = Option 2, Appropriate for 3rd – 6th Grade

Memory Work:

-  “The LORD is my strength and my song, He has become my salvation.” Exodus 15:2a.
 “The LORD is my strength and my song, He has become my salvation. He is my God, and I will praise Him, my father’s God, and I will exalt Him.” Exodus 15:2

Aim Questions:

1. What did the Israelites take out of Egypt when they were freed? (*Exodus 12:34-36*)
2. What was the purpose of the feast of unleavened bread? (*Exodus 13:3-10*)
3. How did God lead the nation of Israel during the day and night? (*Exodus 13:20-22*)
4. What are some circumstances in life that might tempt us to forget about God’s promises?
5. Why does God hate grumbling?
6. What was wrong with the Israelites’ response to Pharaoh’s charging army?

 **Hook:**

- Following & Trusting (Activity).** Separate the kids into pairs. Give each pair a blindfold and instruct them to take turns carefully leading each other around the room. The blindfolded child will have to trust the other for guidance. For the older kids, you may even want to set up an easy obstacle course to make it more challenging for both the leader and the follower.
- The Whiner Family (Coloring Activity/Discussion).** Using 1EXO05.GF1, have students color this family and fill in the bubbles with most common complaints we might hear. Phrases such as: “I’m too tired,” “It’s not my turn,” “Do I have to?” “That’s not fair,” “You always get to go first,” etc. Might we even hear some of these at our own house? Talk about what God thinks about whining. Look up these verses which talk about contentment to use in your time of discussion: Psalm 37:7, 1Timothy 6:6, Hebrews 13:5, Ecclesiastes 6:9, and Galatians 5:26.
- Things that Frighten Me (Coloring Activity/Discussion).** Using 1EXO05.GF2, have students color the pictures and list the things which frighten you the most. Use these lists for your discussion. Look up these verses to help explain what God wants us to remember when we are afraid.
- Crossing The Red Sea (Memory Verse Game).** This game could be played at any time during the morning. Hold two ropes parallel to each other, at first close together, then slowly moving them farther and farther apart. Each time the class says the memory verse together, they jump over the rope. The teachers will then move the ropes apart slightly. The class then repeats the verse, and all the children get another chance to jump over. If a child does not jump over the ropes and steps into the sea, they are out of the game. The game is over when there is only one child left.



Snack Ideas. Fish crackers, unleavened bread or crackers, saltwater taffy, cooked spinach (seaweed).



Book:

Presentation Ideas -



The Israelites Depart (*Illustration/Coloring Page*). Exodus 12:31-36, **1EXO05.GF3.**



God's Guidance by Cloud and Fire (*Illustration/Coloring Page*). Exodus 13:21-22, **1EXO05.GF4.**



The Pillar of Cloud (*Illustration/Coloring Page*). Exodus 14:19-20, **1EXO05.GF5.**



The Parting of the Red Sea (*Illustration/Coloring Page*). Exodus 14:21-31, **1EXO05.GF6.**



The Israelites Sing and Dance Unto the Lord (*Illustration/Coloring Page*). Exodus 15:1-21, **1EXO05.GF7.**

Bible Adventure –

Let's start our time today by comparing two totally opposite people. Phil makes promises, lots of them. The problem is, he never keeps them. His friends are constantly disappointed when he goes back on his word. There's no depending on Phil. Sally, on the other hand, is a different story. If she tells you she'll meet you after school, she'll be there. When she volunteers for a task, you can believe it will get done. Whose word would you believe--Sally's or Phil's? We tend to put our trust in someone we know will keep their word.

We've been learning as we've gone through Genesis, and now Exodus, that God had made some promises to His people, the Israelites. First, He promised Abraham to make him into a great nation. He promised to give him a rich land and many descendants. He promised to care for his people. He told them they would be held as slaves in another country for 430 years. He promised to lead them out of Egypt when those years were over.

Now He had sent Moses and Aaron to lead the Israelites out. Pharaoh, king of Egypt, would not listen to God's messengers and kept refusing to let the people go, in spite of some pretty spectacular miracles God performed. Finally, Moses warned the king that every firstborn child and animal belonging to the Egyptians would die. Did it happen as God predicted? It sure did. There was a great cry in Egypt at this judgment from God.

Pharaoh called for Moses and Aaron in the middle of the night. He wanted the Israelites out of his country--men, women, children, and livestock! The Egyptian people told the Israelites to leave quickly. They were afraid this mighty God of theirs might kill everyone. The Egyptians gave them clothing, gold and silver. It was a huge group of people who left Egypt that day--600,000 men along with many women and children. There were also others who were not Israelites who traveled with them.

The Israelites left Egypt in such a hurry that they had no time to put anything into their bread dough to make it rise. They carried their unleavened bread out in bowls on their shoulders. To this day, when they have the Feast of Unleavened Bread, they remember how God brought them out of the land of Egypt and slavery so swiftly. God also reminded them to remember the first Passover, and gave them rules to follow in the years to come about who could eat it. God also set aside for Himself all the firstborn children and animals of the Israelites, since it was He who saved them from death when He passed over Israel. He had a special place for them.

When the people left Egypt, they did not go the short way through the land of the Philistines. The Lord led them through the wilderness to the Red Sea. As they traveled, God did a marvelous thing--during the day He went before the people in a huge pillar of cloud that they all could see. At night He went before them in a pillar of fire to give them light by which to walk.

Back in Egypt, Pharaoh and his servants were already regretting their decision to let the Israelites go. "All those workers...gone," they thought. Pharaoh decided he would go fetch them and bring them back to Egypt. He had soon forgotten what God had done in the tenth plague. He took 600 of his special chariots, and all the other chariots of Egypt, and his horsemen and his army, and took off after the Israelites!

Just imagine what the Israelites felt, seeing this mass of Egyptians trying to catch them. Did they say, "God has done mighty things to bring us out of Egypt; He can handle this one too"? No, they reacted the way you or I probably would have--with fear. They said to Moses, "What have you done to us by bringing us out of Egypt? It would have been better for us to serve the Egyptians than to die in the desert." But Moses told the people not to be afraid. "Stand firm and you will see the deliverance the Lord will bring you today. The Egyptians you see today you will never see again. The Lord will fight for you. You need only to be still." God was not going to abandon His people. He would faithfully keep His promises to them.

God told Moses to lift up his rod and stretch out his hand over the sea. As he did, God sent a strong wind from the east all that night. The sea was divided, and down the middle there was dry land! The Israelites walked out onto this dry land, with a huge wall of water on both sides of them, and the Egyptians followed them. When God saw their chariots and horsemen and armies in the middle of the sea, He caused trouble to come on them. He made the wheels fall off of their chariots so they were difficult to drive. The Egyptians recognized that it was God's hand that had done this, but they had ignored God's warnings for far too long. God had Moses stretch out his hand over the sea again, and those huge walls of water came rushing back and covered Pharaoh and all his men. Every single one of them died that day.

The Israelites, who were watching all of this from the other shore, were absolutely amazed at the power of their God. It was incredible what He could do. The people began to fear Him and to put their trust in Him and in His servant, Moses. They sang a joyful song of praise to God for saving them. The closing line of the song tells of this trust: "The Lord shall reign forever and ever." The Israelites were safe, and God would lead them on to the land He had promised them.

On the very day that the Israelites had completed their 430 years of slavery, God led them out just as He had promised. The way He did it showed His awesome power in many different ways. The plagues He brought against Egypt were unbelievable. Then, He was a visible presence to them in the pillar of cloud and the pillar of fire. He divided the waters of the Red Sea to allow His children to walk across to safety. Finally, He judged Pharaoh and his men for their cruel treatment of the Israelites. Don't you think all of that was enough to remove any doubt that God takes care of His own? Yet, when the Israelites saw the Egyptians approach the Red Sea, they forgot their great God and they started complaining. Their trust in God went right out the window.

Before we are too hard on the Israelites, we need to remember that it's very easy for any of us to look at our lives--especially if we are going through something difficult--and forget about what God's Word says, and begin to whine or complain about what we are going through. Like the Israelites, our trust goes out the window, too. Their complaining showed they did not believe that God would keep His promises. When we complain, we too show what we believe. When the bad things in our lives cause our faith in God to fail, that is an insult to our holy and righteous God! We must be careful to hold tightly to His Word and believe in His promises, no matter how scary or sad life becomes for us. We know God keeps His promises. Even the most sincere people sometimes break promises when circumstances are beyond their control. But God never does. No circumstance is beyond His control, and if He makes a promise to you, you can bet He will move heaven and earth to keep it. That's our great God!



Look:




Sing Praises To The Lord (*Worksheet/Activity*).



Using **1EXO05.GF8**, have students read through the song of praise in Exodus chapter 15, and fill in the missing letters.





How about students writing their own praise song? Have students work in small groups, and then either sing or recite each of their compositions for the other small groups.


 **Following God (Craft).** The Israelites followed God by way of a cloud during the day and a pillar of fire at night. Each student will need the following materials:

- 4 ½" x 6" piece of black construction paper
- 4 ½" x 6" piece of blue construction paper
- 4 ½" x 5 ¼" piece of cardstock
- cotton balls
- glue
- scissors
- instructions from **1EXO05.GF9 Pg. 1**
- circle from **1EXO05.GF9 Pg. 2**
- orange strip from **1EXO05.GF9 Pg. 3**
- red, gold, orange and yellow flames (1 each) from **1EXO05.GF9 Pg. 4-7**

Teachers will need to view this craft beforehand and practice assembling it so they can explain it smoothly to the class. It's always best to have a sample in your classroom for reference. With enough notice, a sample for your classroom may be requested.

 **Musical Letters (Memory Verse Exercise).** Using the key, have students figure out what the musical notes spell starting with note #1 through note #28. They can write the words in-between the treble and bass clefs, **1EXO05.GF10 Pgs. 1&2.**

 **Here Take It! It's Yours! (Worksheet).** Circle the things that the Egyptians may have given to the Israelites to take as they were leaving Egypt. Why were the Egyptians so willing to give away their possessions? (*Exodus 12:33,36*) What kind of food mentioned did the Israelites take? (*Exodus 12:34*) Read Exodus 12:37-41. How long had the Israelites been in Egypt? How many people were left behind? **Bonus Question:** Another person wanted to leave Egypt so bad, you could say he was dead set against staying. Who was he? (*Answer: Read Exodus 13:19*), **1EXO05.GF11.**

 **Clues Unspeakable (Game).** 🦋 Play this like the game, "Taboo." Divide students into teams of four with each table having two teams. Each table will need **1EXO05.GF12 Pgs 1&2** copied onto cardstock, cut and separated. One of the players from Team "A" will be the clue-giver, and that player sits facing his team with the deck of cards in front of him. Team "B" players sit beside or behind the clue-giver so they can see the cards as the clue-giver plays them. Team "B" controls the timer. Team "A" teammates are not allowed to see the cards, and they should sit opposite the clue-giver, waiting to shout out their answers. The object of the game is to get your teammates to say the word at the top of the card (known as the "Guess" word) by giving them clues. Clues may consist of detailed sentences, phrases or single word hints. The words below the "Guess" word are the clues you CANNOT use. Points are tallied for each correct guess. The clock starts as soon as the card is drawn. Turns alternate back and forth between the teams until all players have had one turn as a clue-giver. If a "taboo" word is used, the opposing team makes the sound effect (buzzer) of a "wrong answer" together, and a point is deducted. A point is also deducted if any of the **Rules for Clues** are broken. The opposing team "buzzes" the clue-giver, and quickly explains which rule was broken. The team with the most points wins.


Rules for Clues:

1. No form or any part of ANY word printed on the card may be given as a clue.
2. No gestures.
3. No sound effects or noises.
4. No initials or abbreviations.
5. No "sounds like" or "rhymes with."

Option: If you have the game, "Taboo," go through the cards the cards for clues that would be appropriate for the passages we have studied. "Guesstures" is another game that would work.




Took:

- God is My Salvation (Coloring Page).**  Have students color **1EXO05.GF13**. **DEBRIEF:** Ask students if they are worried or troubled about their circumstances. Are they looking at what's going on around them? Remind them how God is in control, just as He was when He parted the waters of the Red Sea for the Israelites. If we keep our eyes on Him, He will help us make it safely across any hard situations.
 - No Whining (Craft/Reminder).** Each student will need a "No Whining" circle from **1EXO05.GF14**, a small 6-inch paper plate, 12-inch piece of yarn, scissors and glue. Have students cut out the circles. Paste onto the back of the paper plate. Punch a hole in the top and hang with the yarn. They may be colored if desired. These will serve as a good reminders (or frisbees) not to whine and complain because of our circumstances. God is in control!
 - Trusting God/Parting of the Red Sea (Craft).** When the going gets tough, what is our response? Do we trust or complain? God is sovereign and in control of all circumstances and situations in our lives. Whining or complaining is a direct insult to His sovereignty. This craft can be used as a table display or hung directly on the wall. It's fun, not too difficult and gives a "splashy" result. Each student will need the following materials:
 - 4 ½" X 6" piece of heavy white cardstock
 - (2) 6" x 9" piece of light blue or turquoise construction paper
 - (2) 4 ½" x 6" pieces of dark blue construction paper
 - instructions from **1EXO05.GF15 Pg. 1**
 - "Trusting God" label from **1EXO05.GF15 Pg. 2**
 - scissors
 - glueIt is recommended that the teacher assemble one craft on her own prior to class to become familiar with the process. With enough notice, a sample for your classroom may be requested.
 - Sixth Commandment (Memory/Discussion).** If you have decided to assemble the Ten Commandments as you go through them, post the sixth commandment, "**You shall not murder**" now, **1EXO01.GF14 Pg. 8**. Follow the instructions given on **1EXO01 Pg. 5 TOOK First Commandment**. Use this in conjunction with the Ten Commandments Family Take-Home Sheets and magnet collection below. **Debrief:**
 - Ten Commandments (Family Take Home Sheet/Magnet Collection).** Encourage the students to earn their magnets each week. This week students will have the opportunity to earn their Fourth Commandment magnet when they turn in their Ten Commandment Family Take Home Sheet which has been signed by their parents. *(Teachers, please be sensitive to each student's individual needs in regard to their home situation. You may need to make yourself available to some students so that they may be able to participate in this.)* Send home **1EXO05.GF16** to emphasize the personal application of this week's commandment..
-


Meet The **WHINERS** The Discontented Family

The Whiners are always complaining about something.
Let s listen to what they have to say today!



God is sovereign over all situations in our lives. When we complain, we are actually saying that God is not in control. God simply wants us to trust Him, not look at our circumstances and question His power.

Look up the following verses: Prov. 3:5-6, Phil. 2:14, Ex. 14:14-15, Is. 26:4, Ps 37:3, Ps 56:3-4, Deut. 32:3-4, Ps. 25:10, Ps. 33:4 Ps. 145:13-14. Ps. 146:6.



Things That Frights Me + You



What does God say about fear? Review these verses this week when you are feeling afraid.


*2 Tim. 1:7; Rom. 8:15; 1 John 4:18; Ps. 91:4-7;
Ps. 91:10-11; Prov. 3:25-26; Is. 54:14; Ps. 56:11;
Ps. 23:4-5; Rom. 8:29,31,35-39; Ps. 31:24;
John 14:27; Ps. 27:1,3; Heb. 13:6.*




The Israelites Depart




God's Guidance by Cloud and Fire



The Pillar of Cloud



The Parting of the Red Sea



The Israelites Sing and Dance



Singing Praises To The Lord

Once again we see how God delivered His people from disaster. After the destruction of Pharaoh and his mighty army, Moses gathered the Israelites and sang praises to the Lord. Decode the following sections taken from that song of praise in Exodus. Rewrite these verses on the back side of this sheet or on a separate sheet of paper.

I will sing to the Lord, for His high exalted throne.
 His hands

and His righteous hand has ruled the world. The Lord is mighty in strength and in song; His hands have broken down the strongholds of the enemy. His mighty God, and I will praise His name, my Father's God, and I will exalt His name.

Among the gods is like you, O Lord? Who is like you — majestic in holiness, awesome in glory, working wonders?

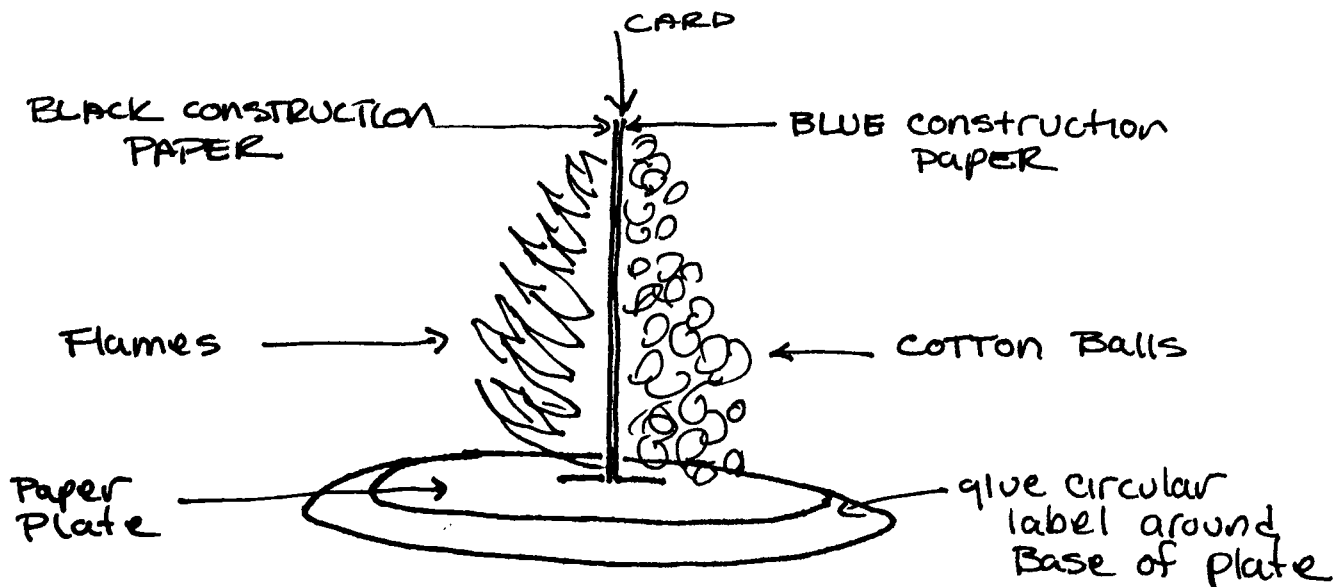
In your confidence lifting up your voice will I praise the power of your hand. In your strength you will guide them to your holy dwelling.

The Lord will reign forever and ever.

Secret Codes


 = A	 = E	 = I	 = O
	 = U	 = Y	

Following God Craft Instructions







1. Glue 4 1/2" x 6" pieces of black and blue construction paper to either side of a 4 1/2" x 5 1/4" card. The card should be sandwiched in between with tops and sides aligned. The card will be 3/4" shorter than the pieces of construction paper. (Hint: Put the glue on the card so that the pieces of construction paper do not get glue on them.)
2. Fold the pieces of construction paper up so that they are now the same length as the card. Use these tabs to glue down onto a small paper plate which has been turned upside down. The black and blue paper should now be standing straight up on top of the plate.
3. Add cotton in a cloud formation on the side with the blue construction paper. The cotton should be glued in such a fashion to give the appearance of a mighty cloud rising up from the ground. It should be wider at the base and taper to a smaller cloud at the top.
4. Cut out and apply the orange strip (**1EXO05.GF9 Pg. 3**) to the center of the black piece of construction paper.
5. Cut out and apply the different colored flames (**1EXO05.GF9 Pg. 4-7**) vertically to the orange strip. Flames should fan out largest to smallest from each other.
6. Cut out the circle (**1EXO05.GF9 Pg. 2**). Cut a slit into the center of the circle between the words "Day" and "Follow." Cut out the center circle. Fit the words around the outside edge of the plate and glue this down to the plate.

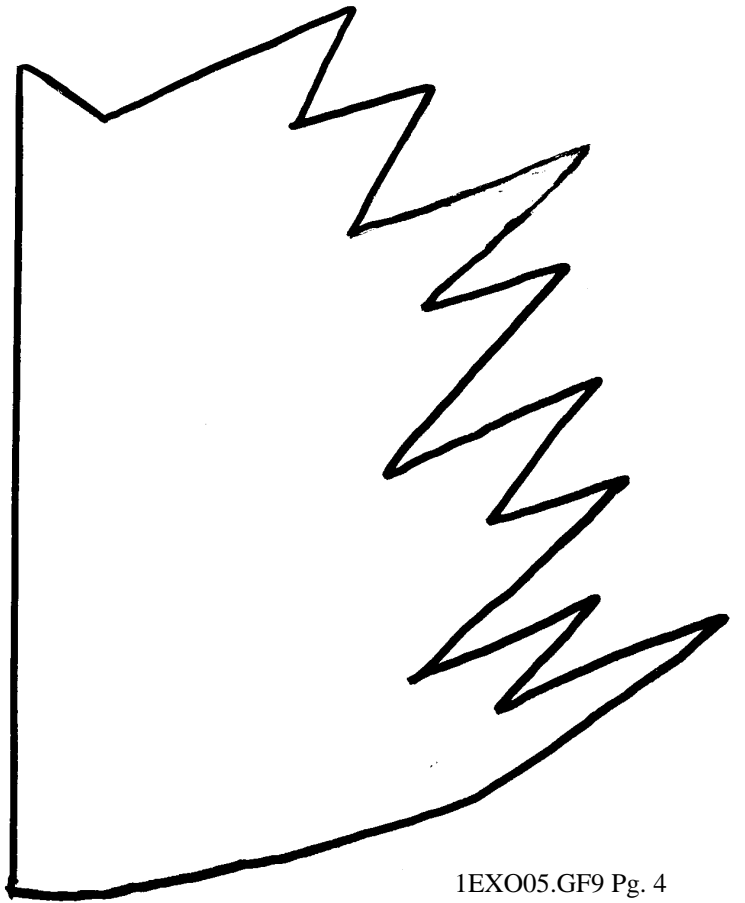
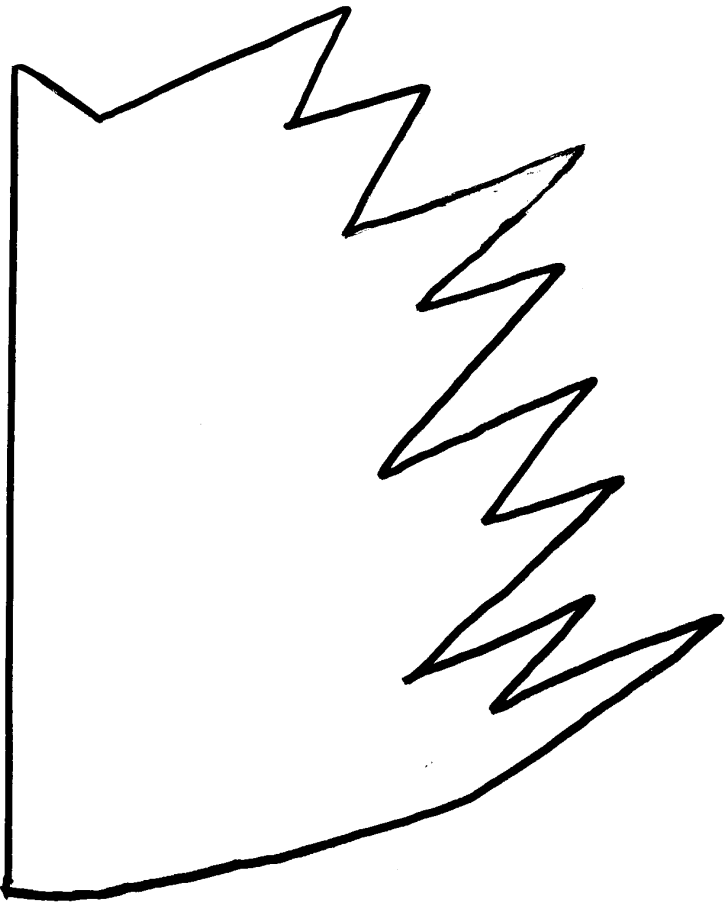
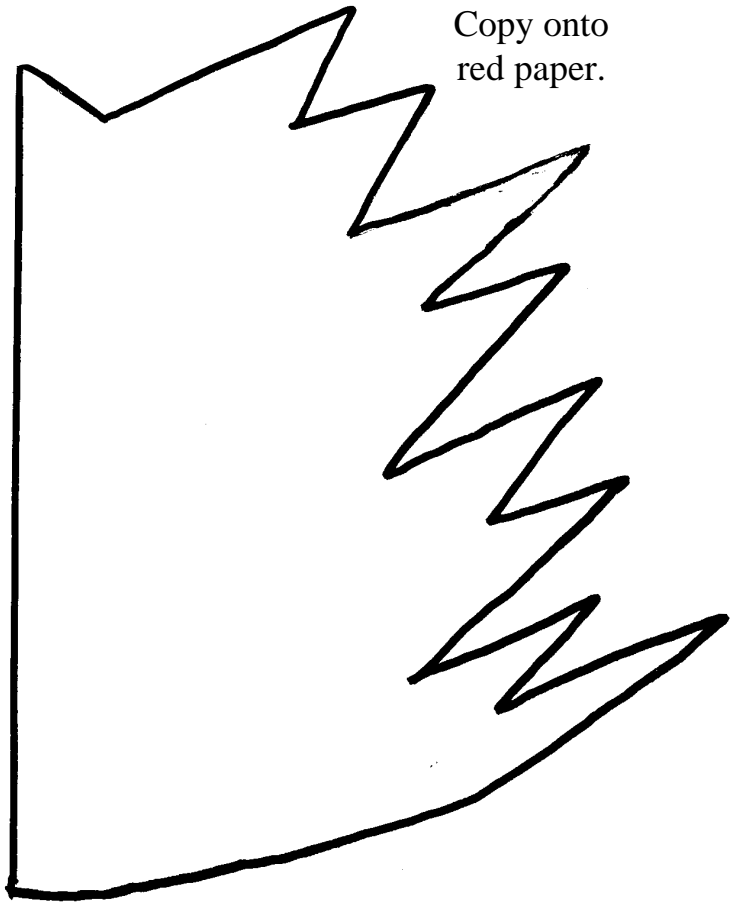
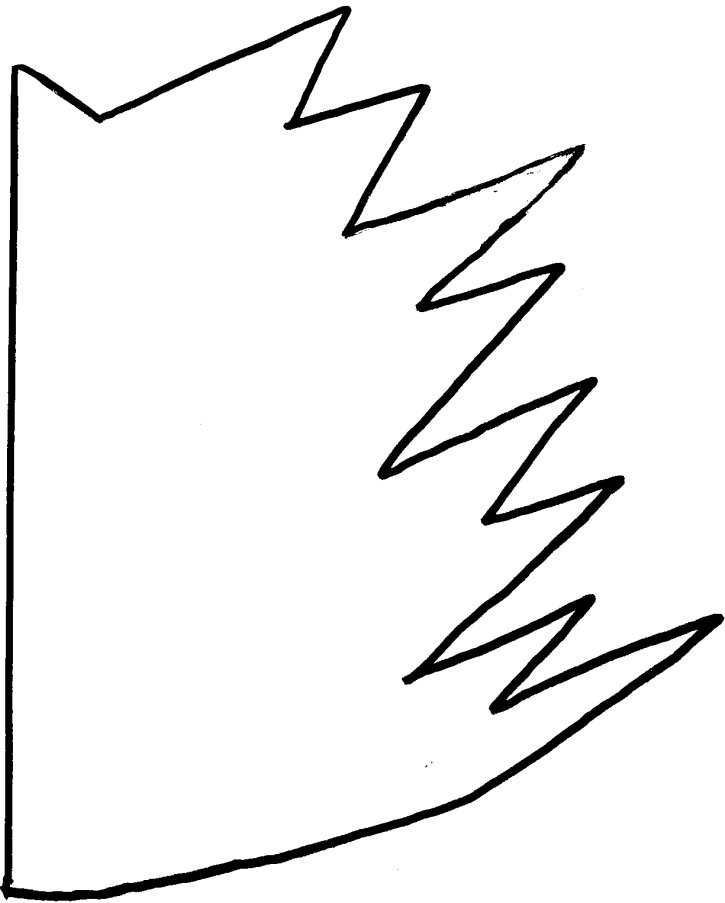
Copy onto
white paper.







Copy onto
orange paper.







Copy onto
red paper.







Copy onto
gold paper.



Copy onto
orange paper.



Copy onto
yellow paper.



Musical Letters

Use the key to figure out what musical notes #1 through #28 spell. Write the letters in between the treble and bass clefs.



A musical staff consisting of five lines. The top two lines are connected by a treble clef on the left. The bottom three lines are connected by a bass clef on the left. Twenty-eight numbered notes are placed on the staff. The notes are as follows:

Note Number	Line	Position
1	Bass	Bottom line
2	Treble	Second line
3	Treble	Third line
4	Treble	Fourth line
5	Bass	Second line
6	Bass	Third line
7	Treble	Third space
8	Treble	Fourth space
9	Bass	Third space
10	Treble	Fourth space
11	Bass	Bottom line
12	Bass	Second line
13	Bass	Third line
14	Bass	Fourth line
15	Treble	Third space
16	Treble	Fourth space
17	Treble	Fourth space
18	Bass	Third space
19	Treble	Fourth space
20	Treble	Bottom line
21	Treble	Fourth space
22	Treble	Fourth space
23	Treble	Fourth space
24	Bass	Bottom line
25	Bass	Third space
26	Bass	Fourth line
27	Treble	Fourth space
28	Treble	Bottom line

Here Take It! It's Yours!

Circle the things that the Egyptians may have given to the Israelites to take as they were leaving Egypt.



- ⇒ Why were the Egyptians so willing to give away their possessions? (*Exodus 12:33,36*)
- ⇒ What kind of food did the Israelites take? (*Exodus 12:34*)
- ⇒ Read Exodus 12:37-41.
- ⇒ How long had the Israelites been in Egypt?
- ⇒ How many people were left behind?

Bonus Question: Another person wanted to leave Egypt so bad, you could say he was dead set against staying. Who was he?

<p>NIGHT</p> <hr/> <p>evening dark sundown</p>	<p>WORSHIP</p> <hr/> <p>pray sing glory</p>	<p>BREAD</p> <hr/> <p>dough yeast knead</p>	<p>PROMISE</p> <hr/> <p>oath swear blessing</p>
<p>SEA</p> <hr/> <p>ocean waves saltwater</p>	<p>CLOUD</p> <hr/> <p>white pillar sky</p>	<p>WATER</p> <hr/> <p>wet waves parted</p>	<p>FIRE</p> <hr/> <p>hot red flame</p>
<p>HAND</p> <hr/> <p>fingers wrist stretch</p>	<p>DRY</p> <hr/> <p>land dirt brown</p>	<p>PHARAOH</p> <hr/> <p>king Egypt ruler</p>	<p>MOSES</p> <hr/> <p>ruler leader bulrushes</p>

<p>CHARIOTS</p> <hr/> <p>horses carriages trailers</p>	<p>HORSES</p> <hr/> <p>neigh bridle saddle</p>	<p>DROWN</p> <hr/> <p>die water swim</p>	<p>FLEE</p> <hr/> <p>run escape away</p>
<p>WIND</p> <hr/> <p>blow strong east</p>	<p>WHEELS</p> <hr/> <p>chariots tires spokes</p>	<p>DAYBREAK</p> <hr/> <p>sunrise morning before</p>	<p>CRYING</p> <hr/> <p>tears sad sob</p>
<p>ARMY</p> <hr/> <p>military troops soldiers</p>	<p>HEART</p> <hr/> <p>Pharaoh hardened love</p>	<p>ISRAELITES</p> <hr/> <p>people chosen grumbling</p>	<p>PURSUE</p> <hr/> <p>chase run after</p>

MIRIAM	PASSOVER	DESERT	STAFF
sister Moses song	blood doorpost death	dry sand water	Moses wood rod
EGYPT	SLAVES	AARON	FIRSTBORN
Pharaoh pyramids Nile	Israelites work masters	brother Moses voice	death Passover eldest
PILLAR	LIVESTOCK	PLUNDER	EXODUS
military troops soldiers	animals cows sheep	silver gold valuables	book exit leave

God is My Salvation



The Lord is my strength and my song, He has become my salvation.

Exodus 15:2



Instructions:

- ◆ Cut circle out and paste onto back of small paper plate.
- ◆ Punch hole at top.
- ◆ String with yarn and hang.

Use as a reminder to not whine and complain because of your circumstances. God is in control!

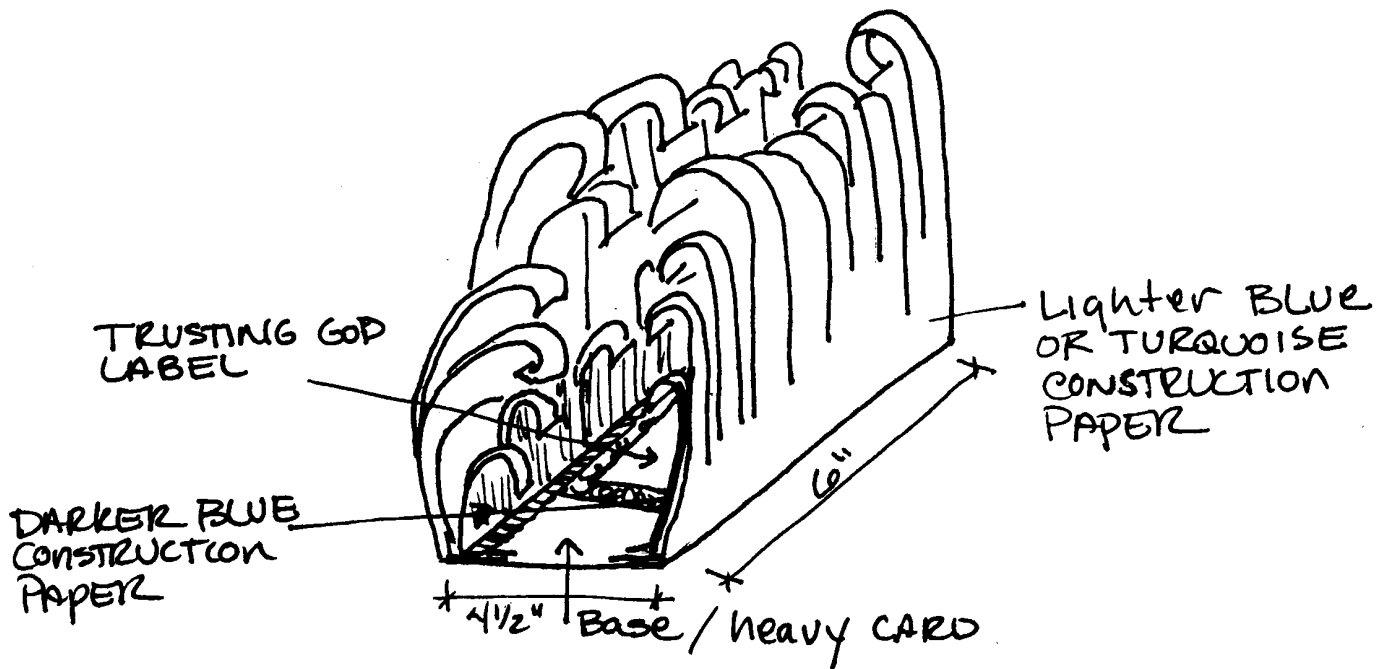
Instructions:

- ◆ Cut circle out and paste onto back of small paper plate.
- ◆ Punch hole at top.
- ◆ String with yarn and hang.

Use as a reminder to not whine and complain because of your circumstances. God is in control!



Trusting God Craft Instructions



1. Use the 4 1/2" x 6" heavy white card for the base. This will be the floor of the Red Sea.
2. Start with the turquoise or lighter blue construction paper rectangles. You should have two 6" x 9" rectangles for the larger waves. Make random cuts lengthwise starting at one end and stopping at least 2" from the other end. These cuts can be various lengths and widths. Do the same for the other piece of construction paper.
3. Now do the same thing with the 4 1/2" x 6" dark blue rectangles of construction paper. Be sure to stop your cuts short approximately 1 1/2" from the opposite end that you are beginning the slit. All cuts should be made from the same end.
4. Curl the strips you have cut on all four pieces of construction paper using a pencil. Simply roll the strip up in the pencil. Roll some tighter than others so that the waves are not all exactly the same size. These curls can be adjusted after the craft is completed.
5. Fold 3/4" in at the uncut end of each of the four pieces of construction paper. These folds will be the supports for the waves that you will glue down to the card. Once you have folded all the edges in, glue the waves down putting the lighter blue or turquoise waves on the outside and the darker blue waves on the inside. These should be folded and pasted down along the 6" side.
6. Adjust the curls on the waves in a pleasing array and paste the Trusting God label down on the base inside the waves. This craft can stand alone on a desk or table or be taped to a wall for a three dimensional wall display.

Trusting God

Exodus 14:13
Moses answered the people, “Do not be afraid. Stand firm and you will see the deliverance the LORD will bring you today. The Egyptians you see today you will never see again.”

Trusting God

Exodus 14:13
Moses answered the people, “Do not be afraid. Stand firm and you will see the deliverance the LORD will bring you today. The Egyptians you see today you will never see again.”

Trusting God

Exodus 14:13
Moses answered the people, “Do not be afraid. Stand firm and you will see the deliverance the LORD will bring you today. The Egyptians you see today you will never see again.”

Trusting God

Exodus 14:13
Moses answered the people, “Do not be afraid. Stand firm and you will see the deliverance the LORD will bring you today. The Egyptians you see today you will never see again.”