

**Materials I Need:**

**Legend:**



= Option 1, Appropriate for 1<sup>st</sup> – 2<sup>nd</sup> Grade

= Option 2, Appropriate for 3<sup>rd</sup> – 6<sup>th</sup> Grade

**Memory Work:**

“It is the Passover sacrifice to the LORD, Who passed over the houses of the Israelites in Egypt and spared our homes when He struck down the Egyptians.” Exodus 12:27

**Aim Questions:**

1. What did the Israelites have to do to prepare for the first Passover?
2. What was the feast of unleavened bread? When did it start, and how long did it last? What was the purpose of this feast?
3. Why do you suppose God changed the Israelite calendar?
4. What did the destroyer do when he saw blood on the doorposts?
5. Who and what died in the first Passover?
6. How is the Passover a model of what the Lord Jesus did on the cross?
7. What is the significance of communion, and who can participate in it? What is the meaning of the wine (grape juice) and the unleavened wafer?



**Hook:**





**Firsts (Activity).** Have the students match the “firsts” to the correct descriptions, **1EXO04.GF1**.


Have they done something that is a “first”? If not, encourage them to make it their goal to be a person who listens to God first. God will recognize and honor them for doing so. Today, in our Bible Adventure, students will hear how Pharaoh hardened his heart towards God and ignored what He said would happen to the firstborn in Egypt. (Answers: USA, first country to send astronauts to the moon; USSR, first country to send an astronaut into space; Chuck Yeager, first to break the sound barrier (662 mph); Neil Armstrong, first man on the moon; Wilbur & Orville Wright, built the first airplane that flew; Thomas Edison, first to invent the electric light bulb, phonograph, electric generator, motion picture projector; Altair 8800, first personal computer invented in 1975; first hot air balloon, invented in 1783; first railroad, completed in 1830; first automobile, invented in 1885 by Karl Benz.)




**Be Prepared (Activity).** Notify the children as they arrive, and many times during the Hook Time, that they must be prepared at any moment to leave the classroom together and go to another location to receive a special surprise. Keep them in suspense. Be careful that you do not make them afraid (such as in a fire drill), but make sure they understand that as soon as the time comes, the teacher will tell them, and they must stop immediately whatever they are doing and line up at the door. Once the time comes, make the announcement and take the children out of the room and down the hall or outside to a predetermined spot. Once you all have reached the special location, you may reward the students for being prepared, leaving so quickly, and following your instructions. You can then reward them with a special treat as their surprise. You may even choose to tell the Bible Adventure from this new location. What a perfect lead-in to tell them about how the Israelites were “prepared.”

 **Snack Preparation (Activity).** You can turn the snack preparation into an activity. Possible ideas to be used for snack preparation might be spreading butter on Matzo crackers, washing and pulling apart into small servings Endive lettuce (bitter herbs), setting out small servings of raisins or small pieces of luncheon meat (roasted lamb). Please be sure to bring items requiring refrigeration in a cooler and take care to wash all hands involved in the preparation. This could be an activity that the entire class participates in, or you could simply have a few students fix some crackers and pour cups of juice or water. Use this time to talk about the Passover meal celebrating the release from slavery. It would be great if you were in the middle of preparation when you had to leave the room (see “Be Prepared” Hook activity).

 **Celebrations to Remember (Discussion/Coloring Activity).** Using the calendar worksheet **1EXO04.GF2**, talk about the different celebrations we observe during our year that honor certain people or events. As you talk to the kids about their favorite holidays, ask them what their families do individually to celebrate special times together. Perhaps their families do things on special occasions that their parents did as children too. They can color the calendar and add their own birthday and the birthdays of their family members. In today’s Bible Adventure, we will learn about a special event in the history of God’s people which they continue to celebrate and remember even today.

 **“Passing Over” (Table Activity/Discussion).** God “passed over” those He wanted for His own. Sometimes we “pass over” that which we do not want. Teachers should bring a multitude of items from home to place in the middle of the table. These items could be anything, such as a piece of candy, perfume, book, toy, Playdough, fancy pencil, hair barrette, baseball glove, stationery, sunglasses, stuffed animal, crayons, bag of chips, or mittens. Bring items to which both boys and girls might be attracted. Don’t bring simply kid things like toys and candy. The object is to provide them with a variety of items to select from the pile.

Take turns giving each child the opportunity to choose a couple of items. Once the first child has made his/her selections, write the choices on a piece of paper. Put those items back into the center of the table and let the next child pick out a couple of items. Record that child’s selections and continue around until all the kids have had a turn. Hopefully each child will have selected some different items which will give you the opportunity to discuss why they chose what they did and why they “passed over” the other items. Once everyone has had a turn, be sure to talk about the fact that they passed over those items they did not want. In our Bible Adventure this morning, we will learn how God “passed over” the homes of His **chosen** people, saving their firstborn children from death. This may be a confusing activity to some of the younger children and may only be appropriate for the older ones. Use this time to enjoy your kids. Talk to them about the things they like or dislike and what made them choose the items they chose.

 **Ways to Remember (Discussion/Activity).** In last week’s lesson there was a note to the teachers to ask their kids to bring special items from home which reminded them of a special activity, time, event, or person. If you asked your students to bring something to share with the class this morning, then you will structure your Hook Time a bit differently. If your students did not bring items from home to share, you will have to provide items from your own memories to share at a table with a small group of kids. Talk about ways we remember places, vacations, special times, people, or events that have occurred in our lives. Bring photo albums, journals, scrapbooks, trinkets collected from trips, special projects you have competed, or simply items that remind you of something or someone. Have the kids tell you how they remember special events that have happened in their lives. Explain to them how the Exodus was such a special event in the lives of the Israelites that God wanted to make sure they would remember it forever. They had special celebrations each year to remember when God sent the plagues upon Egypt and released them from the bondage of slavery by the Pharaoh.



**Passover Wall Mural (Activity).** If you're not tired of doing Hook Time wall murals, or if you still have last week's mural on the wall, consider having some of the children draw or paste up some doorways (made by the teacher prior to class). Using a paintbrush, add red watercolor paint to some of the top and the sides of the doorposts. Leave some of the doors unpainted so that you can refer to the mural to illustrate how God "passed over" the doors of the Israelites because they had obeyed His command through Moses to put blood from the lamb on the posts.

---



### **Book:**

#### **Presentation Ideas -**



**Blood on the Doorposts (Illustration/Overhead).** Exodus 12:7-28, **1EXO04.GF3.**



**Death of the Firstborn.** Exodus 12:29-30, **1EXO04.GF4.**



Today's Scripture passage is short enough that you may want to consider reading all or portions of it during your Book Time. If your students read well enough have them participate. It's important to make sure the kids understand that the Bible Adventure each week comes directly out of the Word of God, not out of the curriculum packet of neat stories. They must see the words, read the words, and see how those words can create the pictures in our minds and help us to understand the Bible Adventure. They must understand the privilege we have to hold the actual Word of God in our hands and to read it for ourselves!

#### ***Bible Adventure –***

Do you like holidays? It's always fun to celebrate a special day with family or friends. We have holidays to remember the birth of our country or honor those who died in the wars. Did you know that God Himself began many of our holidays? Today we will learn about two such holidays that are still celebrated by Jewish people in their homes.

Moses and his brother Aaron had appeared many times before Pharaoh, king of Egypt, to command him to release the Israelites from slavery and allow them to leave Egypt. But Pharaoh kept hardening his heart and became stubborn about letting the Israelites go. God sent nine terrible plagues upon Egypt and its people. They dealt with everything from their water being turned into blood, to frogs and flies, lice and locusts, to darkness and dead animals, awful sores and dreadful hail. Egypt was a miserable place to be, but Pharaoh kept on being stubborn. After each plague was over, he told Moses he would not allow the Israelites to go free.

God had one more plague to bring upon Pharaoh--the most awful plague of all. Moses told the king that at midnight God would pass through the land of Egypt, and every firstborn child of every Egyptian family - even the firstborn of all their animals - would die. Not an animal or child of the Israelites would be touched in order that Pharaoh would see and understand that these were God's chosen people. When the Egyptians saw death all around them, they would go to Moses and beg him to lead the Israelites out of their land. Even with this warning, Pharaoh remained stubborn and would not let Moses lead the people out.

God spoke to Moses and Aaron and told them that the Israelites were about to be given a new beginning. They would be known as the people of God. Instead of their old master, Pharaoh, they would have a new master -- God. God gave them a new calendar, too. During the first month, Abib, God commanded the man in every house to find a lamb to sacrifice to Him. The lamb could not have anything wrong with it. On the fourteenth day of the month the Israelites were to kill these lambs, take the blood and paint it over the top of the door of their houses and on both sides of their doors. To us this might sound gross, but God had a reason for it. The lamb was to be roasted and eaten - all of it - before morning. As the people ate it they were to dress in a certain way--with their traveling clothes on. God called this feasting the Lord's Passover because on the fourteenth day of Abib, He would pass through the land of Egypt and kill all the firstborn in that land. But on the houses where God saw the lamb's blood, He would pass over that house and not let the destroyer-- the angel of death-- harm anyone inside. God told them He wanted them to remember the Passover and to celebrate it for centuries to come.

The Israelites did what God had commanded them to do through Moses and Aaron. They put the lambs' blood over their doors. Then, at midnight, just as God had said, every firstborn in the land of Egypt died, from Pharaoh's house to the houses of his servants to the animals. During the night, the Egyptians rose and there was a great cry "for there was not a house without someone dead" (v. 30).

Then God set up another kind of remembrance for the Israelites. After the Passover, the Israelites were to eat unleavened bread for seven days. Unleavened bread did not have anything in it to make it rise and get fluffy like we use yeast in our bread today. God was so serious about this that anyone who ate leavened bread during this time was no longer part of the Israelites. God called this the Feast of Unleavened Bread. It was to help the Israelites remember how God brought them out of the land of Egypt. Again, they were to celebrate this Feast every year. The Feast of Unleavened Bread and the Passover were to be tools for the Israelites to teach their children about the Lord, and for their children to teach their children, and so on. When the children would say to their parents, "What does this ceremony mean to you?" the parents would answer, "It is the Passover sacrifice to the Lord, who passed over the houses of the Israelites in Egypt and spared our homes when He struck down the Egyptians."

We know that God is holy and must judge sin. Pharaoh and the so-called gods of Egypt had thought they could stand in the way of the one true God. God showed His power and authority over all of them by sending plague after plague. His power was plain to see, yet Pharaoh and the Egyptians refused to accept the evidence and rejected God Himself. Even when they were warned, they did not believe God's Word. It cost them big time.

Did you notice that even in the midst of this terrible judgment, God showed mercy? The Israelites believed they would escape judgment if they sacrificed the lamb, put its blood above and beside their door, and roasted and ate it just as God had commanded them. God was merciful to them and gave them Passover and the Feast of Unleavened Bread to help them remember His mercy.

Can you think of someone else we read about in the Bible who, years later, was celebrating Passover? Just before He was crucified, Jesus met with His disciples to eat the Passover meal. When He broke the bread and told them it was His body, as well as when He passed the cup and said it was His blood, He was showing us that He was the perfect Lamb. If Jesus' blood--the blood of the perfect Lamb of God--does not cover us, we will receive what we deserve--God's anger and eventually death. In the church today, we often have communion as a remembrance of the sacrifice of Jesus' life for ours. The wine, or grape juice, helps us remember that Jesus willingly went to the cross in our place and shed His blood. The bread or wafer reminds us that He gave up His body.

Do you think the death of the firstborn in Egypt was enough to cause Pharaoh to let the Israelites go? He certainly had enough evidence of God's power and might to convince him. There is evidence today, too, that God is Who He says He is. We have His Word, the Bible, and we have the evidence of people whose lives have been changed by God. God's Word warns us that to ignore the evidence and reject Christ leads to death, yet so many still reject Him. Why do they do that when the truth is so obvious?

We must remember that we need faith to believe in God, and that faith comes from Him. If you know someone who needs Christ, pray that God will soften their heart and give them the faith to believe. Always be ready to gently share what you know about God's Word with them. Romans 10 tells us that faith comes to someone after hearing the message of the Bible--that God has made a way for man to come to Him through His Son, Jesus.




### Look:



**The Angel of Death Passes Over the Homes of the Israelites (Craft).** Each student will need one half pint milk carton, **1EXO04.GF5 Pgs. 1-3**, ¼ sheets of yellow and green construction paper, scissors, glue and coloring crayons. Using **1EXO04.GF5 Pgs. 1&2**, assemble the house according to the instructions. Cut the memory verse off of **1EXO04.GF5 Pg. 3** and paste it down to the green construction paper base. Cut a rainbow shaped piece from the yellow piece of construction paper, making it tall enough to clear the house. Write "Passover" on both sides of the rainbow shape, and attach it to the base so that it arcs over the top of the milk carton house.

**Following Orders (Discussion).** What do you think would have happened if an Israelite decided he wasn't going to exactly follow God's orders concerning the Passover? What if he didn't want to kill one of his good lambs, and sacrificed a sick one? Would God have accepted this offering? What would have happened if the lamb wasn't killed but simply tied up at the doorstep and offered as a living sacrifice? **DEBRIEF:** We can only come to God according to God's will and plan. We cannot save ourselves our own way. Think back to Adam and Eve. Did God accept the fig leaves they made for themselves? What did He do instead? And Cain, was God pleased with his offering? Noah also had to build the ark exactly as God instructed him, and in the same way the Israelites had to perform the Passover exactly as God had instructed Moses.

**Passover Plan (Worksheet).**  Match the number to the instructions God gave to Moses in the order they were to be done, **1EXO04.GF6**.

**Tasty But Hasty (Snack).** Depending on how, or if, you considered the snack preparation during the Hook Time, you will have different options for the actual snack time. You could serve both regular bread (with yeast), and flat bread or Matzo crackers (without yeast). A recipe for unleavened bread is included below. Talk about the differences. Not only was leaven or yeast a symbol of sin and not allowed in the homes of the Israelites during the Passover or the Feast of the Unleavened Bread, it also took too much time to prepare. You might even want to prepare a mock Passover meal or Seder dinner for your class. You will need to do some research on what is involved in a Seder dinner and then decide what you want to include. Information is available at the church office. Discuss the special meanings behind each of the foods served.

**Unleavened Bread (Snack).** Here is a simple recipe for unleavened bread. Serve with grape juice. Discuss the correlation between the Passover and communion.

#### Unleavened Bread

*Cream together:*

¼ cup sugar

¾ cup shortening

*Mix in:*


1 tsp. salt

1 ½ cups buttermilk


½ tsp. soda


*Add:* 4 to 5 cups flour

Divide the dough into four balls. Roll out the dough on a floured surface until it is wafer thin. Place the dough on a greased cookie sheet. Prick it to prevent shrinkage. Bake at 450 degrees until light brown, approximately 15 - 20 minutes.

**Passover Stain Glass Painting (Color by Number).**  Have students color the spaces according to the color code, **1EXO04.GF7**. When they are finished, turn the paper over. Dab a rag in vegetable oil, and rub oil all over the back of the pictures to make it transparent. Paper towel off the excess. Students may tape their "stained glass" onto a sunny window so that the light shines through.



 **Fifth Commandment (*Memory/Discussion*).** If you have decided to assemble the Ten Commandments as you go through them, post this fifth commandment on the wall under the first. **“Honor your father and mother.”** Follow the instructions given on **1EXO01 Pg. 5 TOOK First Commandment.** Use this in conjunction with the Ten Commandments Family Take Home Sheets and magnet collection below. **Debrief:** What comes to your mind when you think of the word “honor?” The word means to value or treasure someone. How then should you honor your father and mother? What are some practical ways in which you honor them on a daily basis? This is important to God because it teaches us submission to authority which results in humility. Honoring our parents is an issue of our hearts. It will show up in our attitudes, and then in our actions. Honoring our parents does not only mean conforming our external actions but also having a right attitude towards them. It means that we value them from the heart which then results in right actions.

 **Ten Commandments (*Family Take Home Sheet/Magnet Collection*).** Encourage the students to earn their magnets each week. This week students will have the opportunity to earn their Fourth Commandment magnet when they turn in their Ten Commandment Family Take Home Sheet which has been signed by their parents. *(Teachers, please be sensitive to each student’s individual needs in regard to their home situation. You may need to make yourself available to some students so that they may be able to participate in this.)* Take home sheets are included with the Family Fun Sheets and are also available at the resource table.

# "Firsts"

1783 1830 1885 1961 1969 1975

Match the "firsts" to the correct descriptions. Have you done something that is a "first"?  
 If not, make it your goal to be a person who listens to God first.  
 God will recognize and honor you for doing so.

USA	Invented in 1783
USSR	First to invent the electric light bulb, phonograph, electric generator, motion picture projector
Chuck Yeager	Completed in 1830
Neil Armstrong	First personal computer invented in 1975
Wilbur & Orville Wright	First country to send astronauts to the moon
Thomas Edison	Invented in 1885 by Karl Benz
Altair 8800	First country to send an astronaut into space
First Hot Air Balloon	First person to break the sound barrier (662 mph)
First Railroad	Built the first airplane that flew
First Automobile	First man on the moon

JANUARY						
Sun	Mon	Tues	Wed	Thur	Fri	Sat
					1	2
3	4	5	6	7	8	9
10	11	12	13	14	15	16
17	18	19	20	21	22	23
24	25	26	27	28	29	30
31						

FEBRUARY						
Sun	Mon	Tues	Wed	Thur	Fri	Sat
	1	2	3	4	5	6
7	8	9	10	11	12	13
14	15	16	17	18	19	20
21	22	23	24	25	26	27
28						

MARCH						
Sun	Mon	Tues	Wed	Thur	Fri	Sat
	1	2	3	4	5	6
7	8	9	10	11	12	13
14	15	16	17	18	19	20
21	22	23	24	25	26	27
28	28	30	31			

APRIL						
Sun	Mon	Tues	Wed	Thur	Fri	Sat
				Passover	Good Friday	3
4	5	6	7	8	9	10
Easter						
11	12	13	14	15	16	17
18	19	20	21	22	23	24
25	26	27	28	29	30	

MAY						
Sun	Mon	Tues	Wed	Thur	Fri	Sat
						1
2	3	4	5	6	7	8
9	10	11	12	13	14	15
16	17	18	19	20	21	22
23	24	25	26	27	28	29
30	31					

JUNE						
Sun	Mon	Tues	Wed	Thur	Fri	Sat
		1	2	3	4	5
6	7	8	9	10	11	12
13	14	15	16	17	18	19
20	21	22	23	24	25	26
27	28	29	30			

JULY						
Sun	Mon	Tues	Wed	Thur	Fri	Sat
				1	2	3
4	5	6	7	8	9	10
11	12	13	14	15	16	17
18	19	20	21	22	23	24
25	26	27	28	29	30	31

AUGUST						
Sun	Mon	Tues	Wed	Thur	Fri	Sat
1	2	3	4	5	6	7
8	9	10	11	12	13	14
15	16	17	18	19	20	21
22	23	24	25	26	27	28
29	30	31				

SEPTEMBER						
Sun	Mon	Tues	Wed	Thur	Fri	Sat
			1	2	3	4
5	6	7	8	9	10	11
12	13	14	15	16	17	18
19	20	21	22	23	24	25
26	27	28	29	30		

OCTOBER						
Sun	Mon	Tues	Wed	Thur	Fri	Sat
					1	2
3	4	5	6	7	8	9
10	11	12	13	14	15	16
17	18	19	20	21	22	23
24	25	26	27	28	29	30
31						

NOVEMBER						
Sun	Mon	Tues	Wed	Thur	Fri	Sat
	1	2	3	4	5	6
7	8	9	10	11	12	13
14	15	16	17	18	19	20
21	22	23	24	25	26	27
28	29	30				

DECEMBER						
Sun	Mon	Tues	Wed	Thur	Fri	Sat
			1	2	3	4
5	6	7	8	9	10	11
12	13	14	15	16	17	18
19	20	21	22	23	24	25
26	27	28	29	30	31	

# Blood on the Doorposts

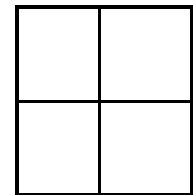
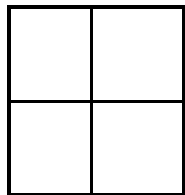

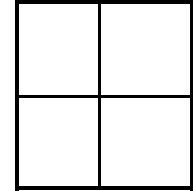


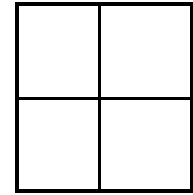






# Death of the Firstborn



## The Angel of Death Passes Over the Homes of the Israelites



PASSOVER HOUSE WRAPS: Cut strips all the way across. Color the doors and windows. Wrap around the lower portion of a half pint milk container. Tape or glue into place. Once dry, add red crayon or paint over the top and down the sides of the front door.





**The Angel of Death Passes Over the Homes of the Israelites**

PASSOVER HOUSE ROOF WRAPS: Cut out, color and fold in the middle. Apply to the roof of the half pint milk carton.





# PASSOVER PLAN

Match the number to the instructions God gave to Moses in the order they were to be done.


They must kill the lamb and catch its blood in a basin.

1




They must stay inside the house on which they had placed the blood.

2



They must choose a lamb without blemish.

3



They must place the blood on both of the doorposts and above the door.

4



# Passover Lamb



Color Code  
no dots = white      1 dot = brown      2 dots = blue

1EXO04.GF7

# PASSOVER SCRABBLE

PASSOVER

FIRSTBORN

DESTROYER

UNLEAVENED

DOORPOST

HYSSOP

YEAST

BREAD

ROAST

BITTER

BLOOD

HERBS

SIGN

A	A	A	A	A	E	E	E	E
E	E	E	E	E	I	I	I	I
I	O	O	O	O	O	O	O	O
O	U	U	U	U	B	B	B	B
D	D	D	D	D	D	F	G	H
H	L	L	N	N	N	N	N	P
P	R	R	R	R	R	R	R	R
R	R	S	S	S	S	S	S	S
S	S	S	T	T	T	T	T	T
T	T	V	V	Y	Y	☺	☺	☺

# Depending On God

What will you depend upon God for this week?

- † Strength to resist temptation
- † Wisdom and Discernment
- † Diligence in my school work and chores
- † Attitude
- † Provisions for food, clothing and shelter
- † Scheduling my priorities
- † Soft and compassionate heart
- † Courage to share the Gospel with those around me

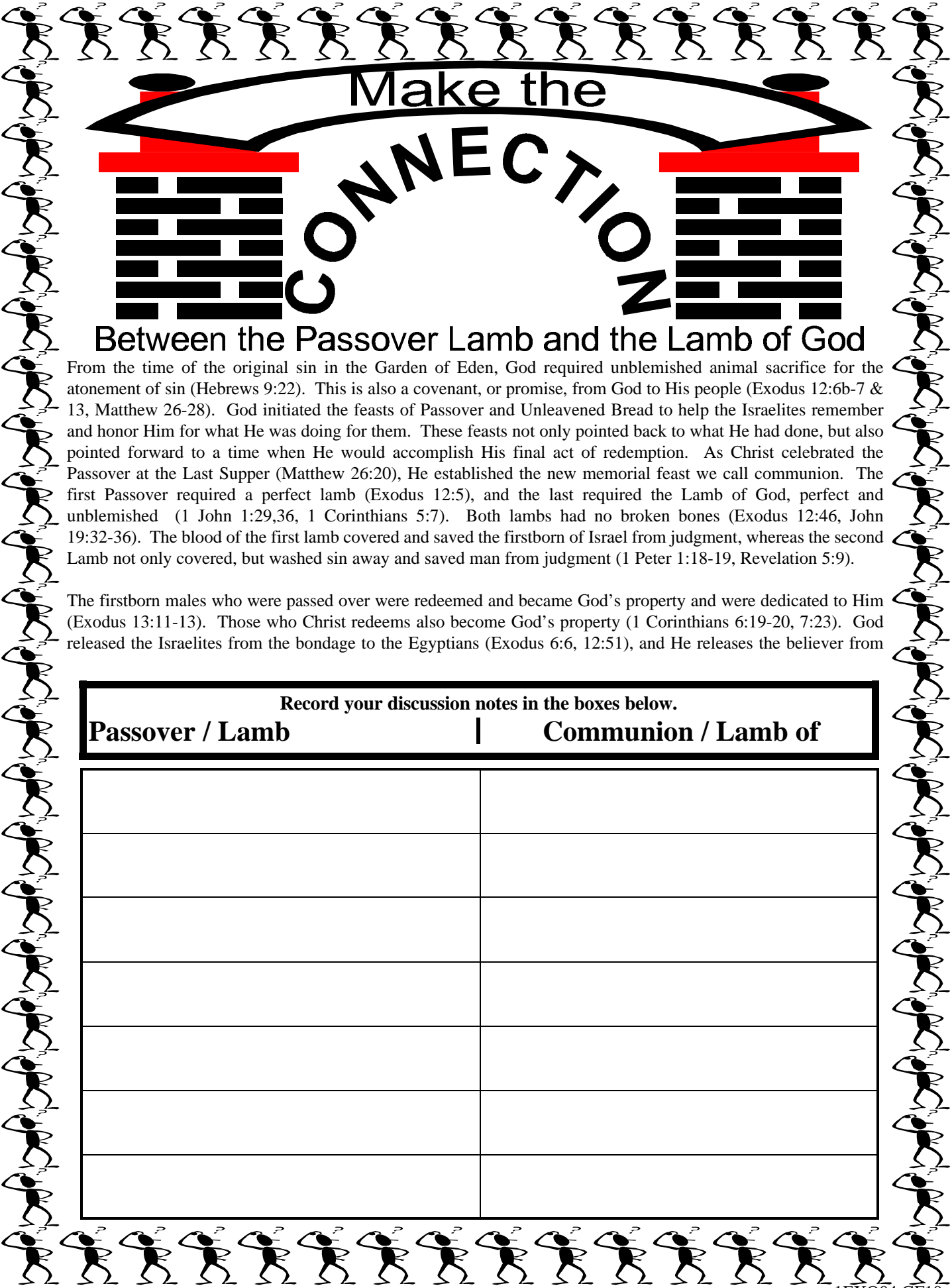
---

---

---

"And my God will meet all your needs according to His riches in Christ Jesus."  
Philippians 4:19

"The Lord Himself goes before you and will be with you; He will never leave you nor forsake you. Do not be afraid or discouraged."  
Deuteronomy 31:8



Make the

# CONNECTION

## Between the Passover Lamb and the Lamb of God

From the time of the original sin in the Garden of Eden, God required unblemished animal sacrifice for the atonement of sin (Hebrews 9:22). This is also a covenant, or promise, from God to His people (Exodus 12:6b-7 & 13, Matthew 26-28). God initiated the feasts of Passover and Unleavened Bread to help the Israelites remember and honor Him for what He was doing for them. These feasts not only pointed back to what He had done, but also pointed forward to a time when He would accomplish His final act of redemption. As Christ celebrated the Passover at the Last Supper (Matthew 26:20), He established the new memorial feast we call communion. The first Passover required a perfect lamb (Exodus 12:5), and the last required the Lamb of God, perfect and unblemished (1 John 1:29,36, 1 Corinthians 5:7). Both lambs had no broken bones (Exodus 12:46, John 19:32-36). The blood of the first lamb covered and saved the firstborn of Israel from judgment, whereas the second Lamb not only covered, but washed sin away and saved man from judgment (1 Peter 1:18-19, Revelation 5:9).

The firstborn males who were passed over were redeemed and became God's property and were dedicated to Him (Exodus 13:11-13). Those who Christ redeems also become God's property (1 Corinthians 6:19-20, 7:23). God released the Israelites from the bondage to the Egyptians (Exodus 6:6, 12:51), and He releases the believer from

**Record your discussion notes in the boxes below.**

<b>Passover / Lamb</b>	<b>Communion / Lamb of</b>
------------------------	----------------------------
