

April 9, 2000  
Early Childhood  
Pleasing God Makes Me Happy.

Ecclesiastes 1-6  
ECC01EC

**Materials I Need:**

**Memory Verse:**

**Two- and three-year-old verse: Ecclesiastes 2:26: To the man who pleases Him, God gives wisdom, knowledge, and happiness.**

**Four- and five-year-old verse: Ecclesiastes 2:26: To the man who pleases Him, God gives wisdom, knowledge, and happiness.**

**Aim Questions for 2's & 3's:**

1. **Did King Solomon have a lot of money, houses, trees, and animals?** *(Yes. Solomon had more good things than any other person in Jerusalem.)*
2. **Do toys and gifts keep you happy for very long?** *(No. The toy might break or we might lose it. Loving and pleasing God is what keeps me happy.)*
3. **Do you do your work cheerfully at home to please God?**
4. **Does God help us be happy when we please Him?** *(Yes. Say the memory verse.)*

**Aim Questions for 4's, 5's & K:**

1. **What did King Solomon own that seems like would have made him happy?** *(Solomon built large houses, planted orchards, owned large herds of animals, and had more money than any other king.)*
2. **Does getting more gifts and "things" make a person happy for very long?** *(No. Loving and pleasing God keeps a person happy.)*
3. **Does having fun all of the time keep a person happy?** *(No. Only doing what we want to do is not what makes us happy. God wants us to enjoy the work and the people that He gives to us.)*
4. **What does King Solomon say keeps a person happy?** *(Say the memory verse.)*

**Key for symbols:**

- This box symbol represents ideas that can be used for two-year-olds through kindergarten. Please remember to slow down the pace for two-year-olds and keep the pace moving for five-year-olds.
- ② This symbol represents ideas that are best used for two- and three-year-olds.
- ④ This symbol represents ideas that are best used for four-year-olds through kindergarten.



**Hook:**

- Water Colors: (ECC01ECGF1)** Materials needed: GF1 picture for each child, paintbrushes, vinyl cloth, containers of water. Using the GF1 picture, allow the children to paint their pictures with water colors. Use water sparingly and with the younger children, prepare the brushes with the paint for them. King Solomon was a wise and rich king. He had big houses, gardens, trees, and many animals.
- Happy Face Stamp Greeting:** As the children come into the classroom, stamp one of their hands with a happy face. Tell them how glad you are to see them today. It pleases God, too, when they come to Bible School. Today, we will find out more about what makes God and you happy!

**Play Dough:** Roll balls into thin tubes and shape them into happy and sad faces. Today, we are going to hear about a king who looked for things to make him happy, like buying more things and having more fun. King Solomon was only sad until he put God first in his life.

---

**Things That Fill Our Hearts:** Let children collect pictures from catalogs and magazines of things that they enjoy a whole lot! These are things they think will make them happy. Draw the outline of a child on butcher paper and place it on the wall. Draw a large heart on this child. The children can tape their pictures on top of each other in the heart of the child. Refer to this after the Bible Adventure. See the corresponding Look activity--Hearts Filled with God, Not Things.

**Proverbs Review Action Song:** March in place and sing the following words to the tune of "Mulberry Bush."

This is the way we get our wisdom, get our wisdom, get our wisdom.

This is the way we get our wisdom each and every day. *(March in place.)*

This is the way we read God's Word, read God's Word, read God's Word.

This is the way we read God's Word, so we can have His wisdom. *(Fold hands like a book to read.)*

This is the way Daniel used self-control, used self-control, used self-control.

This is the way Daniel used self-control. He said "No" every day.

*(Shake head "no" and swipe hands out to sides.)*

This is the way Joseph worked hard, worked hard, worked hard.

This is the way Joseph worked hard looking for his brothers. *(Walk in place with hand over eyes.)*

The Bible says to be humble, be humble, be humble.

The Bible says to be humble, thinking of others first.

*(Point to others and shake head*

*"yes.")*

② **Stuffed Animal Center:** Bring as many different stuffed animals or animal puppets to class as possible. Have the children arrange them and play with them while a leader explains that King Solomon was so rich that he could have as many animals as he wanted. Ask the children the following questions: Why would King Solomon want so many animals? (Food, travel, battle) When he had so many animals, where could they live and how did they have enough to eat? (Eat grain and straw from the fields, live in barns and big pastures) How many people would it take to care for so many animals? (Count those who are with the animals now to get a number.)

② **Hat Center:** Bring in a variety of hats that represent different occupations and, if possible, allow the children to try them on and tell what kind of job they think they had. Some hat suggestions could be: fireman, hard-hat, military, helmet, cowboy, sun hat, funny hat (theater). Request the "Hat Bin" from the Children's Department. It includes a variety of hats. Today's Bible Adventure teaches that people should learn to enjoy the jobs that God has given them.

② **Bubble Mania Center:** Materials needed: Vinyl tablecloth, dishpan, soap, towels. Provide a dishpan with warm water and a very small amount of dish washing soap. Allow the children to swish the water around to make as many bubbles as possible. Watch and listen as the bubbles pop and disappear. The following conversation could be presented as the children realize that the bubbles won't stay for very long no matter how hard they try to stir them up. Playing in the bubbles makes us happy but they don't last very long, do they? In today's Bible Adventure, wise King Solomon had many fun things to do, but he realized that they couldn't make him happy forever. Pleasing God is the only thing that will keep us happy forever. Add a little more soap to the dishpan each time the bubbles all disappear.

④ **Bubble Fun:** Take the children outside and provide each with a small bottle of bubbles. Ask them to see how long they can keep a bubble "alive!" See how many bubbles the children can get together in a pile and who has the biggest pile of bubbles. Talk to the children in small groups about how there are a lot of things in life that don't last, just like the bubbles. A toy they really enjoy might break and it is gone, just like the bubbles. In the Bible Adventure today, we are going to hear about a king who tried to be happy with a lot of things that didn't last. He was unhappy until God was the most important thing in His life.



## Book:

### Presentation Ideas -

Color and mount the **ECC01ECGF1**, **ECC01ECGF2**, **ECC01ECGF3**, and **ECC01ECGF4** pictures on construction paper. Show them as you tell the Bible Adventure. Save the pictures and use them for review in next week's lesson.

Dress up like King Solomon, with a robe and a crown, and tell the story.

### Bible Adventure for 2's & 3's-

*(Have one of the children open your Bible at the bookmark you have placed in the book of Ecclesiastes. Sing "Ecclesiastes" as you open your Bible. See the Song section.)* The book of Ecclesiastes is a little hard to say. Let's say it in phrases. *(Have the children say, "E-ccles-i-a-stes.")*

*(Show the ECC01ECGF1 picture.)* King Solomon wrote the book of Ecclesiastes when he was a king in Jerusalem. King Solomon was wise.

*(Show the ECC01ECGF2 picture.)* King Solomon built many large houses *(point to the house in the picture)* with large gardens and lots of fruit trees in the gardens. King Solomon had many sheep and cows. King Solomon was rich.

Did having lots of things make King Solomon happy? No. *(Shake your head.)* Solomon said, "Big houses and lots of money don't make me happy. Pleasing God is the only thing that makes me happy."

Do you like to laugh and be happy? What makes you smile? *(Let the children talk about their happy times.)*

Getting toys and gifts doesn't keep us happy for very long. If a toy breaks, if we lose it, or if someone else is playing with it, we can be sad and not happy. Toys and having fun don't keep us happy very long. Pleasing God and obeying our parents is what keeps us happy. *(Ask the children to say, "God makes my heart happy.")*

*(Show the ECC01ECGF4 picture.)* King Solomon said, "Just having fun all of the time is not what makes a person happy. God wants us to enjoy the work and the people that He gives us as gifts."

What are the jobs that your parents have given you in your home? Do you work diligently, enjoying your work, or do you try to get out of your work?

It pleases God, and makes you happy, when you work with a good attitude until the job is finished. It pleases God when you are humble and think of God and other people before you think of "I, me, and mine." It pleases God when you use self-control with your attitude.

**Prayer:** Dear God, thank You for the book of Ecclesiastes that tells us how pleasing You makes us happy. I want to please You every day by obeying my parents. In Jesus' name, Amen.

### Bible Adventure for 4's, 5's & K-

*(Have one of the children open your Bible at the bookmark you have placed in the book of Ecclesiastes. Sing "Ecclesiastes" as you open your Bible.)* The book of Ecclesiastes is a little hard to say. Let's say it in phrases. *(Have the children say, "E-ccles-i-a-stes.")*

*(Show the ECC01ECGF1 picture.)* King Solomon wrote the book of Ecclesiastes when he was a powerful, rich king in Jerusalem.

*(Show the ECC01ECGF2 picture.)* King Solomon had a long and very prosperous life. He wrote in Ecclesiastes, "I have had it all. I have built large houses for myself *(point to the house in the picture)*, and I have planted orchards with fruit trees that produced large, delicious fruit. I have owned more animals and flocks than anyone else in all Jerusalem. I have made lots of money--silver and gold--and have been able to buy whatever I wanted."

Wow! You would think that having whatever you wanted, whenever you wanted it, would make you happy, wouldn't you? Do you know what King Solomon said about all of his possessions? Solomon said, "Big houses, orchards, and animals don't mean anything unless you please God. Lots of money doesn't mean anything unless you please God."

King Solomon said, "I have had everything I could ever want, and these things don't make me happy. Pleasing God is the only thing that makes me happy."

Everyone wants to be happy, don't they? Do you like to laugh and have fun? What makes you smile? *(Let the children talk about their happy times.)*

King Solomon says in Ecclesiastes that knowing and pleasing God is the only thing that keeps us happy in our hearts. Let me give you an example. When you get a new toy, you think, "Wow, am I ever

happy! This is just great! I love this toy and it is such fun.” Then one day it breaks and can’t be fixed. You cry and whine. You want another one but can’t have it. You are very sad and not happy at all.

King Solomon would say that God never leaves you, never breaks, and never goes away. He helps you be happy at all times. We don’t need toys to make us happy. We need to please God for smiles that last.

Maybe you have been looking forward to a family trip to California to visit your cousins. You plan to go to the zoo and Disneyland. You think about this all the time. You can’t wait until the day comes when you get to pack the car and go. You have fun bags of toys to play with in the car and lots of good snacks. You love playing with your cousins, seeing the animals, and taking fun rides. It is all so much fun that you can hardly sleep at night. Soon you pack the car to go home and it isn’t long before you forget about all the fun you had. It is over. It is gone. You had fun while it lasted, but now it is gone and forgotten. Everything in this world is like the trip. It is here right now and then it is gone. God never leaves us. He is the only thing in our lives that lasts forever and wants to live in us and be with us forever. Lasting happiness can only be found in pleasing God. (*Ask the children to say, “God gives wisdom, knowledge, and happiness.”*)

(*Show the ECC01ECGF3 picture.*) King Solomon said, “I have great knowledge. I have learned all there is to know about the sun, the moon, and the stars. This is what I have learned. I know that the sun rises each morning and lights the sky. I know that each night the sun goes down and the moon and stars light the sky. Knowing all about God’s creation doesn’t make me happy. Loving and obeying God is what makes me happy.”

(*Show the ECC01ECGF4 picture.*) King Solomon said, “Just having fun all of the time is not what makes me happy. God gives each person a work to do in his life. Being content with the work God gives me will make me happy. God wants us to enjoy the work and the people that He gives us as gifts.”

That’s why it’s very important for each of us to learn to enjoy the work that we have to do. What are the jobs that your parents have given you in your home? Do you work happily, or do you try to get out of your work?

Do you work diligently, enjoying your work? It pleases God, and makes you happy, when you work with a good attitude until the job is finished. (*This is a review of Proverbs lesson #3.*)

It pleases God when you are humble and think of God and other people before you think of “I, me, and mine.” (*This is a review of Proverbs lesson #4.*) It pleases God when you use self-control in your attitude every day. (*This is a review of Proverbs lesson #2.*)

King Solomon had wanted big toys and big trips! He tried finding happiness in the things he owned and played with. He tried finding happiness in the things he did. Nothing made him happy. King Solomon said, “If you want to be wise and happy, then please God. He will give you wisdom, knowledge, and happiness.”

**Prayer:** Dear God, thank You for the book of Ecclesiastes that tells us how pleasing You makes us happy. I want to please You every day. In Jesus' name, Amen.



### Look:

- Aim Questions:** Give the questions and a puppet to a leader in the story circle. After the story, place the appropriate question in the mouth of the puppet. Let a child pull an Aim Question out of the mouth for the teacher to read.
- Snack Discussion:** Serve something that the children really like today, like frosted animal cookies. Does everything you have come from God? Yes. How do you thank Him for all He gives you? You pray and thank Him. Does God want you to enjoy the toys He gives you? Yes. Does God want to be first in your life before all your toys and fun things? Yes. What can you do to make God first in your life before the toys He gave you to enjoy? You can ask to hear a Bible story every day. You can memorize Bible verses. You can pray and thank God. You can pray and ask God to help you do right. When you obey the Bible and obey your parents, you are putting God first in your life. Practice saying the verse together.
- Memory Verse Straw Faces: (ECC01ECGF5)** Using the GF5 pattern for the happy face, trace around it onto a sturdy piece of cardboard or thin piece of foam. Make one happy face for each child in the class. Cut two slits or holes in each happy face, one at the top of the face and one at the bottom. These holes should be perpendicular to each other. Insert a straw through the holes in the happy face and tape or glue the GF5 memory verse to the bottom of the face. As the children drink water from their glasses, they can review the memory verse.

**Reading the Bible Makes Me Happy: (ECC01ECGF6)** Fold a 7 1/2" x 4" piece of cardstock in half so that it forms a book. On the outside cover, glue the GF6 Ecclesiastes Bible verse. On the inside of the book, let the children tape or glue the GF6 prayer and picture of King Solomon. Talk about how King Solomon was only happy when he was obeying God. When he disobeyed and loved things and fun more than God, he was not happy.

**"Sing a Song of Proverbs" Tape:** Continue to use this tape as background music for the different activities throughout the morning.

---

**Singing While We Work:** Singing makes our work fun and pleases God. Perform the following job activities while singing, "Here We Go 'Round the Mulberry Bush." Form a circle with joined hands and walk in one direction as the chorus is sung. An object could be placed in the center of the circle to represent the Mulberry bush. Stop after each chorus, face the center of the circle and put appropriate actions to the different verses.

Here we go 'round the Mulberry bush, the Mulberry bush, the Mulberry bush,

Here we go 'round the Mulberry bush, so early in the morning.

This is the way we brush our teeth, brush our teeth, brush our teeth,

This is the way we brush our teeth, so early in the morning.

**Other verses:**

This is the way we put on our clothes

This is the way we eat our breakfast

This is the way we make our bed

This is the way we comb our hair

This is the way we pick up our toys

**Put the Toys Away! Game:** Place a large pile of toys and animals in the center of the room. Provide two large containers, one for each team. Place the container 15 feet in front of each team and the pile half way between the teams and the containers. On a signal from the teacher, one child from each team goes out and grabs a toy from the pile and carries it to his container and puts it in and goes back and sits with his team. Each time a team member gets back to his team, a leader can tap someone else on the team to take his turn. When all of the toys are picked up, count the toys in each container and see who got the most toys put away.

**Puppet Reflection:** Introduce a new puppet or use one from last week. Let him reflect on his life. He could talk about all the things he has loved and chased after to make him happy (latest Nintendo game, new mountain bike, new athletic shoes, newest clothes, and any candy you want). Nothing was satisfying. He still wanted more and more until he put God as the most important thing in his life. God was living in him to help him be satisfied. He truly was satisfied now. Make sure this puppet represents a human, not an animal because animals can't have a relationship with God in the way that people do.

**Hearts Filled with God, Not Things: (ECC01ECGF7)** After talking about all the things in the child's heart from the "Hook" time, let the children take the pictures off the child's heart. Tape these pictures near the child's feet to show that these things are okay to enjoy but only when God is first in your heart. Glue a GF7 starburst with "God" written in the center of it in the heart. Talk about God being the only one that fills our heart, lasts forever, and satisfies us with real joy.

**Pleasure Bag and Story Questions:** Talk about things that we want, ask for, work for, and cry about if we can't have. Place several "pleasures" in a bag. They should be things that children desire and find pleasure in, like a special game, toy, shirt, shoes, bags of candy, or a cookie. You could just use pictures instead of items. Include also copies of the Aim Questions to be answered when they are pulled out of the trunk. As you let the children come up one at a time and pull something out of the trunk, ask the child if this is something he likes? Is it something he would ask for? Would this be a fun thing to have? Could this thing break? Could it wear out and get old? Does this thing last forever? Does it make you happy when it is gone or broken? We think things will make us happy, but in the end, they are gone and we aren't happy at all. Let the last child pull out a Bible. Talk about God and His Word being the best treasure of all. God satisfies us forever. With Him in the center of our lives, we can have joy and gladness.

**Packing Peanuts: Some Dissolve, Some Last:** As you gather the children around in a circle, give each of them five packing peanuts that dissolve in water. For each favorite toy a mentions, he gets to place a peanut in a large bowl. Write each word in the memory verse on a regular packing peanut that does not dissolve in water. Place these in the bowl, also. Let the children take turns stirring the pot! Here are all the things they enjoy, but as you add water and stir, notice what is left! Place the Bible words in order as you say the memory verse together. Pray and thank God for His Word that lasts forever and makes us happy if we obey it and make it first in our lives.

② **Scripture Review Verse:** As the verse is being repeated, the teacher can walk around the circle and place a sticker on each child's hand.

---

② **"Away up High in the Apple Tree" Finger Play:**

Away up high in the apple tree, *(Point up.)*  
Two red apples smiled down at me, *(Grin with your fingers at the corners of your mouth.)*  
I shook that tree as hard as I could, *(Shake an imaginary tree trunk.)*  
And down they fell, and um-um they were good. *(Rub your tummy.)*  
Repeat with the children choosing the kind of fruit they see up in the tree.

④ **Memory Verse Review:** Hide the individual words of the memory verse around the room. Write the verse on the board or on butcher paper on the wall. Show the children the verse by pointing to each word as you say it. Discuss what it means. Ask the children to find word cards that you have hidden around the room. After all cards have been found, let the children tape their words in the right order on the board under the written verse.

④ **Musical Chairs:** Let children tape pictures of toys, clothes, games, and food on the seats of the chairs. Place a "God is 1<sup>st</sup>" paper on one chair. When the music stops, the first child to sit on the "God is 1<sup>st</sup>" chair is the winner and gets to be the music helper for the next round. Talk about all the things we want that don't satisfy us for very long. Only a life with God at the center is truly happy. That person is the real winner for all of life.

④ **Toy Game:** Place several stuffed toys in the center of the circle of children. As the children sing the following words to the tune of "Farmer in the Dell," let them circle around the toys. Several children choose a toy and march around with them. They place the toys back on the floor during the second verse. Next time, different children choose different toys and march with them. The new toys don't make them happy either.

Let's play a game. Let's play a game.  
Hi, ho, away we go. Let's play a game. *(Select a toy.)*

It didn't make me happy. It didn't make me happy. *(Put the toys back in the center.)*  
Hi, ho, away we go. It didn't make me happy.

Repeat the game several times as the children pick up and release several toys.  
The final verses are repeated several times as the children pick up a Bible that you hand to them.

The Bible is God's Word. The Bible is God's Word. Hi, ho, away we go. The Bible is God's Word.  
God is number one. God is number one. Hi, ho, away we go. God is number one.  
God makes us happy. God makes us happy. Hi, ho, away we go. God makes us happy.

### Songs:

**Ecclesiastes** *(tune: "B-I-N-G-O")*  
E-cle-si-as-tes is a book that God put in the Bible.  
E-cle-siastes, E-cle-siastes, E-cle-siastes,  
A book that is reliable.

**Ecclesiastes 2:26, Memory Verse Song** *(tune: "Frere Jacques")*  
To the man who, to the man who  
Pleases Him, pleases Him,  
God gives wisdom, knowledge,  
A-and happine-ess,

So please Him, so please Him.

- God Gives Wisdom** (tune: "The Lord's Army")  
God gives wisdom, knowledge, and happiness,  
Knowledge and happiness, knowledge and happiness.  
God gives wisdom, knowledge, and happiness  
To-the man who pleases Him.

- I've Got the Joy, Joy, Joy**  
I've got the joy, joy, joy, joy down in my heart, (Where?)  
Down in my heart, (Where?) down in my heart.  
I've got the joy, joy, joy, joy down in my heart, (Where?)  
Down in my heart to stay.  
And I'm so happy, so very happy.  
I have the love of Jesus in my heart.  
And I'm so happy, so very happy.  
I have the love of Jesus in my heart.




### Took:

- "God Is First" Necklace: (ECC01ECGF8)** Give each child a necklace card, a piece of yarn (ends dipped into melted wax), and a sandwich bag of fruit loop cereal. Punch a hole in the top of the necklace. Let the children string cereal on the yarn and glue some to the necklace for decoration. Talk about things the children can do at home to make God first in their lives. They can ask to have the Bible read to them each day. They can talk to God in prayer. They can thank Him for the things He gives us, like our families, food, toys, and homes
- What Makes Me Happy?: (ECC01ECGF9 and ECC01ECGF10)** Before class, cut on the dotted lines around the squares on the GF10 page so that the squares make windows that open upward. Let the children color the GF9 heart page that has pictures of things that will help us love God more and things that will not. Let them make happy faces by the things that help us love God. On the back of the GF10 page, help children place glue around the squares and around the edges of their papers. Press this sheet in place over the GF9 heart sheet. Let children guess what they think will be behind the happy and sad faces. If God is first in their hearts, they will be happy. If toys and things that don't last are first, they will not be as happy.
- Making Happy Choices: (ECC01ECGF11 and ECC01ECGF12)** Give each child a GF11 picture of a child with his hand in the air and a GF12 page that has pictures of toys, games, clothes, candy, etc. Let the children color, tear out, and glue the pictures to the appropriate hands of the boy. Talk about the hand in the air meaning that God is the first choice. This is where they glue the Bible. All the things in the other hand are okay to have, but they are not as important as God's Word. Talk about ways to make God first in our lives. See the "God Is First" necklace discussion above.
- Sorting Game--What is Most Important to Me? (ECC01ECGF13 and ECC01ECGF14)** Give each child a GF13 sheet with the numbers on it. Let the children color them. Also color the GF14 game stickers. The object is to place the things that should be first in our lives around the number one and the other things around the number two. Copy the GF14 page onto 1" x 2 5/8" laser labels to make stickers. There are two sets of fifteen stickers per page.
- Preschool Page for Parents: (ECC01ECPPP)** Send a page home with each child, encouraging parents to reinforce the Bible truths at home. Spend a few minutes before the children go home creatively reviewing the song and memory verse.



Solomon was king of the Israelites.



All of King Solomon's houses, orchards, animals, and money did not make him happy. Pleasing God is the only thing that makes people happy. ECC01ECGF2

King Solomon discovered  
that learning more  
information about  
God's creation  
does not keep  
a person happy.

Knowing, loving,  
and pleasing  
the Creator God  
is what makes  
and keeps  
a person happy.

To the man who pleases Him,  
God gives wisdom, knowledge,  
and happiness. Ecclesiastes 2:26







Just having fun all of the time is not what makes a person happy.  
God wants us to enjoy the work and people that He gives us as gifts.

# Memory Verse Straw Faces





**Ecclesiastes 2:26:**

To the man who pleases Him,  
God gives wisdom, knowledge,  
and happiness.





**Ecclesiastes 2:26:**

To the man who pleases Him,  
God gives wisdom, knowledge,  
and happiness.



**Ecclesiastes 2:26:**

To the man who pleases Him,  
God gives wisdom, knowledge,  
and happiness.





**Ecclesiastes 2:26:**

To the man who pleases Him,  
God gives wisdom, knowledge,  
and happiness.

**Ecclesiastes 2:26:**

To the man who pleases Him,  
God gives wisdom, knowledge,  
and happiness.



**Ecclesiastes 2:26:**

To the man who pleases Him,  
God gives wisdom, knowledge,  
and happiness.

**Ecclesiastes 2:26:**

To the man who pleases Him,  
God gives wisdom, knowledge,  
and happiness.

**Ecclesiastes 2:26:**

To the man who pleases Him,  
God gives wisdom, knowledge,  
and happiness.

# Reading the Bible Keeps Me Happy


**Ecclesiastes 2:26:**

To the man who pleases Him,  
God gives wisdom, knowledge,  
and happiness.

Dear God, Thank You for the book of  
Ecclesiastes that tells us how pleasing  
You makes us happy. I want to please  
You every day. In Jesus name, Amen.



**BIBLE**




**Ecclesiastes 2:26:**

To the man who pleases Him,  
God gives wisdom, knowledge,  
and happiness.

Dear God, Thank You for the book of  
Ecclesiastes that tells us how pleasing  
You makes us happy. I want to please  
You every day. In Jesus name, Amen.



**BIBLE**




**Ecclesiastes 2:26:**


To the man who pleases Him,  
God gives wisdom, knowledge,  
and happiness.

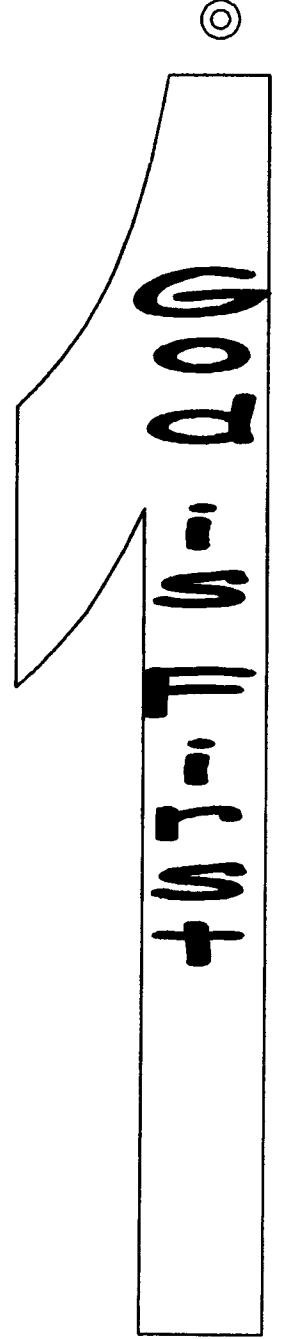
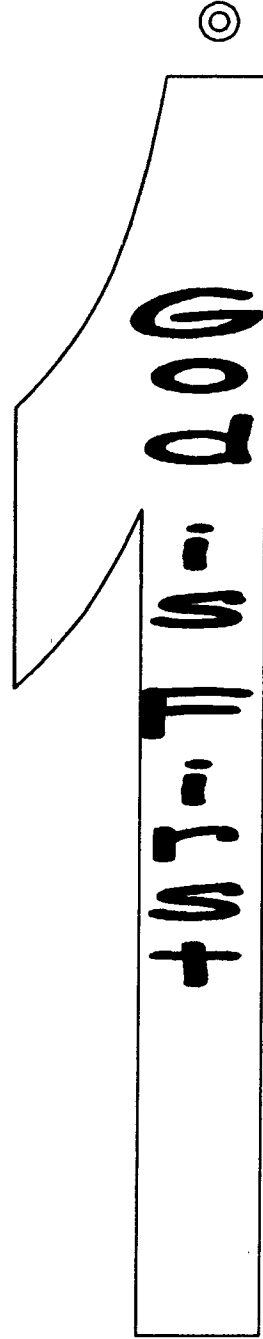
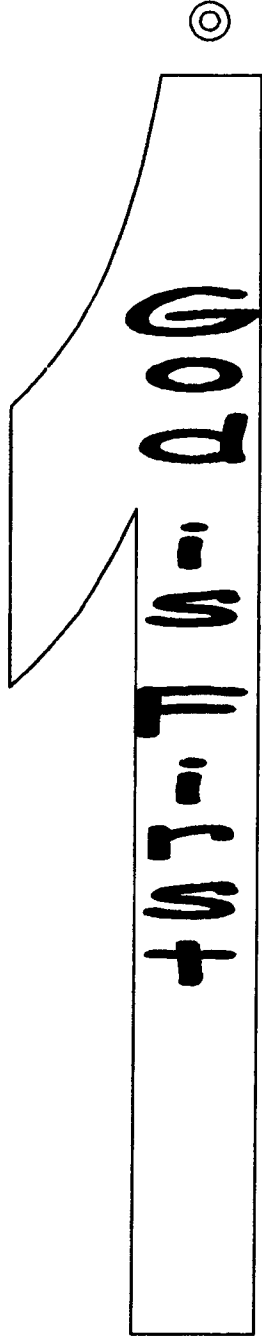
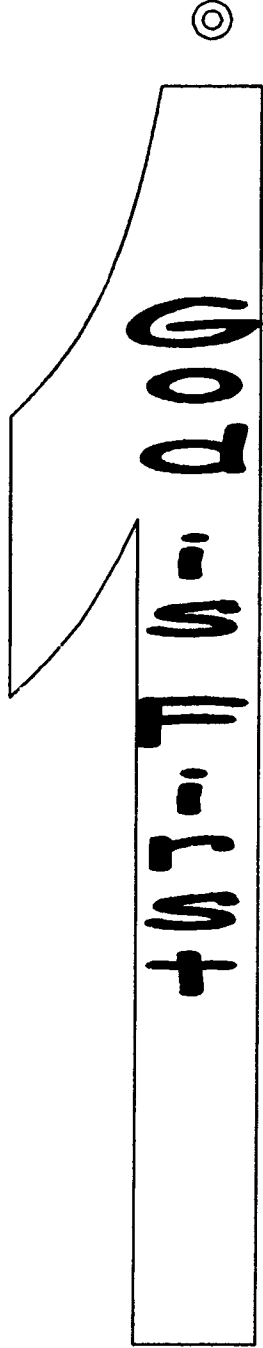
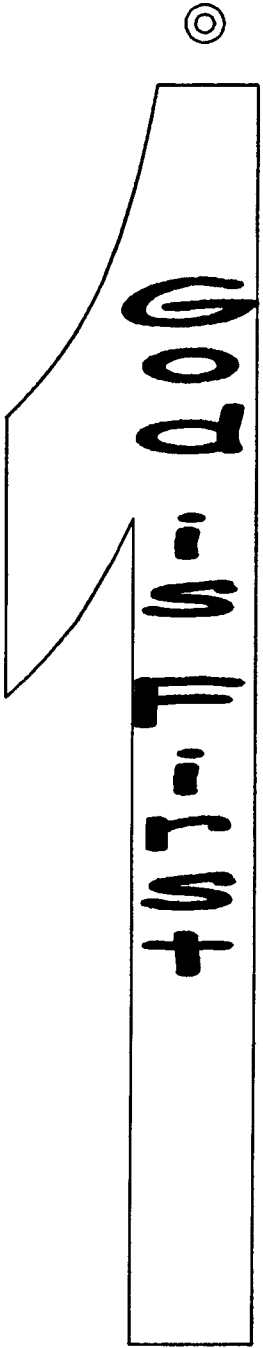
Dear God, Thank You for the book of  
Ecclesiastes that tells us how pleasing  
You makes us happy. I want to please  
You every day. In Jesus name, Amen.

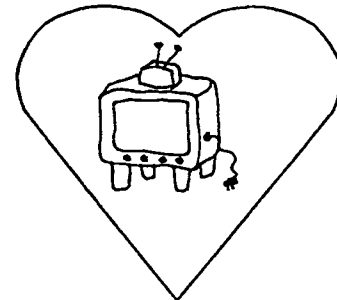






**BIBLE**














# What Makes Me Happy?










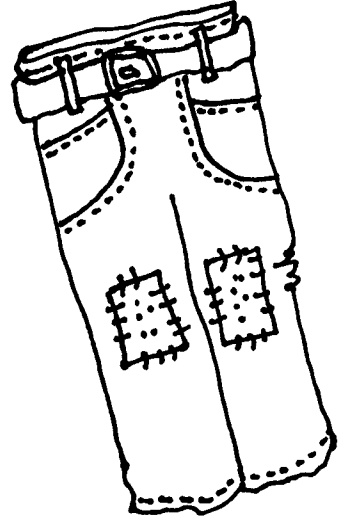




*Pleasing God makes me happiest!*



**To the man who pleases Him, God gives wisdom, knowledge, and happiness. Eccl. 2:26**

**Make Happy Choices to Put God First!**





# What is Most Important to Me?

1




---

2




To the man who pleases Him, God gives wisdom, knowledge, and happiness. Eccl. 2:26





To the man who pleases Him,  
 God gives wisdom,  
 knowledge, and happiness.  
 Ecclesiastes 2:26





To the man who pleases Him,  
 God gives wisdom,  
 knowledge, and happiness.  
 Ecclesiastes 2:26




The fear of the Lord is  
 the beginning of knowledge.  
 Proverbs 1:7



The fear of the Lord is  
 the beginning of knowledge.  
 Proverbs 1:7



Children, obey your parents  
 in the Lord.  
 Ephesians 6:1



Children, obey your parents  
 in the Lord.  
 Ephesians 6:1





## This is what I learned today!

Today we learned that wise King Solomon had a lot of money, houses, gardens, and animals. But he learned that these things did not make him happy for very long. Knowing and pleasing God is what makes and keeps people happy. It's important to learn to enjoy the work that God would have us do. Happiness is a gift from God to those who please Him.

**Save these pages in a notebook for later review.**

### Today's Memory Verse:

**To the man who pleases Him,  
God gives  
wisdom, knowledge, and happiness.  
Ecclesiastes 2:26**

## What Makes and Keeps Me Happy?




Place several items in a bag that your children think would make them happy, like a special game, a toy, a shirt, shoes, bags of candy, or a cookie. You could just use pictures instead of items.

Let one child at a time pull something out of the bag. Ask him, "Could this thing break? Could it wear out and get old? Does this thing last forever? Does it make you unhappy when it is gone or broken?"

We think "things" will make us happy, but in the end, they are gone and we aren't happy at all. Take out your Bible and talk about God and His Word keeping us happy even when things and people we love are gone. God satisfies us forever. With Him in the center of our lives, we can have joy and gladness.

### Ecclesiastes 2:26 Memory Verse Song (tune: "Frere Jacques")

To the man who, to the man who  
Pleases Him, pleases Him,  
God gives wisdom, knowledge,  
A-and happine-ess.  
So please Him, so please Him.



All of King Solomon's houses, orchards, animals, and money did not make him happy. Pleasing God is the only thing that makes people happy.