

May 30, 1999  
Early Childhood  
Moses Explained the New Laws.

Deuteronomy 12-26  
1DEU02EC

Materials I Need:

Memory Verse:

The Lord Himself goes before you and will be with you; He will never leave you.  
Deuteronomy 31:8

Attribute of God emphasized in this lesson: God keeps His promise to bless His people.

Aim Questions for 2's & 3's:

1. Did God tell the Israelites to burn the Asherah poles in Canaan? (Yes. God wanted His people to worship God, not idols and Asherah poles.)
2. Did God want the Israelites to say, "No," when anyone asked them to go worship idols? (Yes. God did not want them to even listen to anyone who asked them to worship idols.)
3. Did God want the Israelites to give the best firstfruits of their crops to the Levite priests for the people who were hungry? (Yes. God asked the Israelites to give one-tenth of their crops to the Levites.)
4. Does God want us to thank Him for the good things He has given us? (Yes)

Aim Questions for 4's, 5's & K:

1. What did God tell the Israelites to do with the Asherah poles they found in Canaan? (God told the Israelites to burn the Asherah poles and tear down the altars where the Canaanites worshipped idols.)
2. What did God tell the Israelites to do when a false prophet, a brother, or a friend asked them to go worship idols? (God said, "Don't listen. Don't go worship idols.")
3. What were clean animals, fish, and birds that God said the Israelites could eat? (God said that the Israelites could eat sheep, goats, oxen, fish with fins and scales, and flying birds.)
4. What were the unclean animals, fish, and birds that God said the Israelites could not eat? (God said that the Israelites could not eat camels, rabbits, pigs, fish without fins or scales, flying insects, eagles, owls, and bats.)
5. How much of the crops did God want the Israelites to give to the Levites? (God asked the Israelites to give one-tenth of their crops to the Levite priests for the people without food.)
6. Does God want us to thank Him every day for the blessings He has given us? (Yes)

Key for symbols:

- This box symbol represents ideas that can be used for two-year-olds through kindergarten. Please remember to slow down the pace for two-year-olds and keep the pace moving for five-year-olds.
- ② This symbol represents ideas that are best used for two- and three-year-olds.
- ④ This symbol represents ideas that are best used for four-year-olds through kindergarten.

Hook:

- Building Block Center:** Provide blocks for the children to build high, narrow towers and call them Asherah poles. Make several "poles" before knocking them down and scooping them into a large

trash pile. The children could sweep the pile onto a dustpan with a broom and dump it into an empty, clean garbage can. In today's Bible Adventure, God will tell Moses to tear down all of the Asherah poles (and there were many) where the Canaanites worshipped their idols. They were to be thrown into a fire and burned.

---

- Basket Center:** Bring ten baskets and a box of soda crackers to class. Have the children divide the crackers evenly among the baskets and choose the one they would take to the Levite priests to present to the Lord. Count the crackers and emphasize that the best basket of food would go to the Lord. Today's Bible Adventure teaches that the Levite priests would eat from this basket of food and then share with the poor people and those who had no father or husband.
- “Look Out!” Center:** While the Israelites were waiting to go into the land of Canaan, Moses talked to the people. The people could see the Promised Land but were not ready to go into it. Invite the children to the window and ask questions about the land they can see outside the window. Some suggestions are, "What does the sky look like today? Who made the sun and clouds? What do you think the sky will look like tomorrow? How many red cars can we count in the parking lot? blue cars? Are there more blue cars or red cars? Do you see any people outside? How many trees do you see? What do you think might live in those trees?"
- Families at the Tabernacle: (1DEU02ECGF2)** Give each participating child a GF2 picture of the tabernacle. Have numerous small pictures of people cut from catalogues or magazines and have the children paste the people around and outside the tabernacle. Moses told the people that they would be happy together as they worshipped at the tabernacle. God would be with them and never leave them.
- Playdough:** Make a basket by starting with a ball of dough and making it hollow. Make pretend things that the children might find in the garden like beans, tomatoes, carrots, apples, oranges, etc. Place these in their baskets. God is going to ask the Israelites to gather some things and bring them to the priests in baskets. We will find out more about this later.
- ④ **Magazine Picture Hunt:** Ask children to find pictures of things they might find in a garden that they could share with someone. Save these pictures to place in the baskets they will make after the Bible Adventure in the Took section.
- ④ **Coloring the Big “NO”:** (1DEU02ECGF6) Let children color the “NO” while you talk about times when we should say, “No.” Some examples are:  
A friend wants you to cross the street and you have been instructed not to do that.  
Someone asks you to come over and play but it is time to go to Bible School.  
Someone asks you to hit the child across the room.  
A friend asks you to take something that isn't yours.  
Someone tells you to not love God more than everything else.  
“In the Bible Adventure today, God is going to tell the Israelites to say, “No,” to some people they meet in Canaan. Listen to find out what God asked them to do.”
- ④ **Memory Game: (1DEU02ECGF3 and 1DEU02ECGF4)** Copy two sets of GF3 clean and GF4 unclean animals. Cut the pictures apart and place the pictures upside down on the table. Let the children take turns trying to find a match. Tell the children they will hear about these animals, birds, and fish in the Bible Adventure today.



### **Book:**

#### **Presentation Ideas -**

- Color and mount the 1DEU02ECGF1, 1DEU02ECGF2, 1DEU02ECGF3, 1DEU02ECGF4, and 1DEU02ECGF5 pictures on construction paper. Show them as you tell the Bible Adventure. Save them for review throughout the book of Deuteronomy.

#### **Bible Adventure for 2's & 3's-**

(Show a small carton of milk, a bottle of honey, and some grapes.) While the Israelites were waiting to go into the land of Canaan, Moses talked to the people.

Moses said, “God promised to be with you and give you a good land that is full of milk, honey, and grapes.”

*(Show the children an "Asherah pole." A decorative wood piece could be used. Then show the GF1 picture.)* Moses said, "When you go into the land of Canaan, you will find wooden poles called Asherah poles where the Canaanites bow down and worship their idols. Put the Asherah poles in the fire and burn them up.

*(Show the GF2 picture.)* "You must not worship the Lord the way the Canaanites worship idols. Go to the tabernacle and meet with the Lord there. You and your families will rejoice and celebrate because the Lord has kept His promise to be with you and bless you."

*(Put your hands over your ears.)* God said to the Israelites, "Don't listen to anyone who tells you to worship idols at the Asherah poles. Listen only to my true prophets, like Moses and Joshua. Always listen to My prophets because they are speaking My words.

"If someone comes to you and says, 'I am a prophet of God. Listen to me. Let's go bow down and worship idols at the Asherah pole,' do not listen to that person. That man is a false prophet and you should never listen to a false prophet.

"If your own brother or best friend comes to you and says, 'Let's go to the Asherah pole and worship idols,' do not listen to him. Do not go with him."

*(Show the GF5 picture.)* God wanted the Israelites to be a holy people with thankful hearts. He had brought them out of Egypt and was giving them a good land with plenty of good food. God asked the Israelites to save one out of every ten baskets of their crops to take to the Levite priests. The Levite priests would then have food to eat themselves and could share some of the food with the poor people, those who had no father or husband.

God said, "Take some of the food you have grown in the ground and put it in a big basket. Take the basket of firstfruits to the priest living in a town near you. The priest will put the basket before the altar of the Lord. Then you will bow down and say, 'Thank You, Lord, for blessing us with a good land and good food. Now I am bringing the best firstfruits of the soil to the Levite priest, just like You asked me to do.'"

Moses said, "If you obey the Lord, you will rejoice *(Smile and raise your arms to the sky.)* and celebrate at the tabernacle. Your families will be happy together as you worship at the tabernacle. God will be with you and will never leave you."

God wants our hearts to be full of thankful praise to God, too, because He promises to be with us.

**Prayer:** Dear God, You kept Your promise to be with the Israelites and give them a good land. You keep Your promise to be with us, too. Thank You, in Jesus' name, Amen.

### ***Bible Adventure for 4's, 5's & K-***

*(Show a small carton of milk, a bottle of honey, and some grapes.)* While the Israelites were waiting to go into the land of Canaan, Moses talked to the people.

Moses said to the young Israelites, "God made a promise to you. He said He would be with you and would give you a good land that is full of milk, honey, and grapes."

*(Show the children an Asherah pole. A decorative wood piece could be used.)* Moses said, "When you go across the Jordan River into the land of Canaan, you must tear down all of the Asherah poles where the Canaanites worship their idols. Go to every high hill and mountain where the people worship idols and break down their altars, smash their sacred stones, and burn their Asherah poles in the fire.

*(Show the GF2 picture.)* "You must not worship the Lord in that way. You shall have no other gods beside the Lord. Go to the tabernacle in the chosen town and meet with the Lord there. You and your families will rejoice and celebrate at the tabernacle because the Lord has kept His promise to be with you and blessed you. He has never left you."

*(Put your hands over your ears.)* God said to the Israelites, "Don't listen to anyone who tells you to worship idols at the Asherah poles. Listen only to My true prophets, like Moses and Joshua. Always listen to them because they are speaking My words.

"If a man comes to you and says, 'I am a prophet of God. Listen to me. I will prove to you that I am a prophet of God by doing a miraculous sign. Let's go worship idols at the Asherah pole,' do not listen to that man. That man is a false prophet and you should never listen to a false prophet. You must get rid of him.

"If your own brother or best friend comes to you and says, 'Let's go to the Asherah pole and worship idols,' do not listen to him. Do not go with him. You must get rid of that person because he has tried to turn you away from the Lord God." It is a very serious sin to tempt people to worship idols instead of obeying God.

God said, "I want you to be different from the Canaanites. I want you to be clean and holy, as I am holy. Do not cut yourselves or shave the front of your heads like the Canaanites do. I have chosen you to be My special people.

(Show the GF3 and GF4 pictures.) “There are clean foods that you may eat and unclean foods that you may not eat. You may eat any animal that has a split hoof divided in two and that chews cud, like the sheep, the goat, and the deer. You may not eat the camel, rabbit, or pig. These animals I have called unclean.

“You may eat any fish that has fins and scales. You may not eat any fish that does not have fins and scales because I have called them unclean.

“You may eat any clean bird, but you may not eat the eagle or owl because I have called them unclean. Remember all the commands that you may obey them.

“You may not eat any insect that flies and swarms with other flying insects, like the fly or the bee.”

(Show the GF5 picture.) God wanted the Israelites to be a holy, clean people with thankful hearts. He had brought them out of Egypt and was giving them a good land with plenty of good food. God asked the Israelites to save one out of every ten baskets of their crops to take to the Levite priests. The Levite priests would then have food to eat themselves and could share some of the food with the poor people, those who had no father or husband.

(Wag your index finger.) Moses said, “Don’t be stingy or selfish. Be generous and share with the people who need food. Remember that God blesses His people who have thankful hearts and share His blessings with others.”

God said, “Take the first and best of the food you have grown in the ground and put it in a big basket. Take the basket of firstfruits to the priest living in a town near you. The priest will put the basket before the altar of the Lord. Then you will bow down with a thankful heart and say, ‘Thank You, Lord, for blessing us with a good land and good food. Now I am bringing the best firstfruits of the soil to the Levite priest, just like You asked me to do.’”

When the people obeyed the Lord, they rejoiced (Smile and raise your arms to the sky.) and celebrated. Their families were happy together at the tabernacle. Their hearts were full of thankful praise to their good God.

**Prayer:** Dear God, You kept Your promise to be with the Israelites and give them a good land. You keep Your promise to be with us, too. I want to rejoice and have a thankful heart because of all Your blessings. In Jesus’ name, Amen.



### Look:

- Aim Questions:** Place the numbered Aim Questions in a basket and have a child draw one piece of paper. If number one isn’t drawn, he keeps drawing until the correct question comes out. Repeat for each question.
- Snack:** Serve honey graham crackers, milk, and grapes. You may try giving only one of the three items to each child and ask her to share what she has with two other people. God wants His people to share with a thankful heart.
- "Sharing with a Thankful Heart" Discussion:** The Israelites took part of their harvest of food to the Levite priests for them to eat. The priests would then share the food with poor people or with people who did not have a father. Discuss some of the following ideas: "Have you ever taken anything to someone who doesn’t have enough money for food? What kinds of things do we give poor people? Does it please God to give to others with a thankful heart? Do you know anyone who does not have a father? What can you or your family do to help that family? What could we do as a class to help someone who is poor?"
- Fill the Basket Relay:** Divide the class into teams. Give each team a same-sized basket. When the first child is signaled (tapped on the shoulder), he takes his basket and fills it with blocks (harvesting the grain), then carries it to another area and empties it into a pile or a much larger basket (tabernacle). He brings the small basket back to a waiting child who has been tapped on the shoulder and standing ready to go. Continue until everyone has had a turn who wants one. Which team has the biggest pile or fullest basket after everyone has had a turn?
- Don’t Worship at the Asherah Poles!** Using a large outside play area with a defined boundary, have the children walk, gallop, skip, run, walk backwards, jump, march, etc. A leader will stand in the center of the area with a pole or yardstick to represent the Asherah Pole. He will raise the pole over his head and everyone is to stop moving and cover his ears. Look to see who was the last to stop and get his ears covered. Repeat as time allows, using the different locomotor movements.

The Israelites were told not to listen to those people who wanted them to go to the Asherah pole and worship idols.

- ② **Hearts and Hands Necklace: (1DEU02ECGF9)** Copy the GF9 picture on cardstock and cut out the hearts and hands, punching a hole in each. String hearts and hands on a piece of yarn along with fruitloops. Talk about having thankful hearts and hands that share the first and best. Talk about the Aim Questions as the children work.
- ④ **Musical Chair Review:** Mark one chair with a question mark. When the music stops, the child sitting on that chair gets to answer a review Aim Question. Remember to ask the questions in the order written. When the questions are done, ask the children to name one thing they could share with a pastor or friend.
- 
- ④ **Maze: (1DEU02ECGF7)** Help the Israelite get to the Promised Land without worshipping any idols. Help the children get home without worshipping any idols. Idols are things that we love more than we love God. As the children work on their mazes, talk about why items in the maze might become idols. For instance, a TV isn't necessarily an idol, but it is one if we keep watching it instead of obeying Mommy, like God tells us to do, and turning it off when she says to.
- ④ **Sharing Puzzle: (1DEU02ECGF8)** God wanted the Israelites to have thankful hearts. He wanted them to share with others. Color the heart (drawing a thankful happy face in the center). Color the hands. Glue fruitloops in the hand. Remind the children that God asked the Israelites to share the first of their crops with the priest.
- ④ **Follow the Path Around the Room:** Make a masking tape path around the room. Before taking the adventure around the path, repeat the memory verse together several times while marching in place. Place some objects to represent the Asherah poles. These could be pieces of 2" X 4"s and stones. In a different location, place some pictures of sheep or deer and later a picture of a rabbit and pig. Tape some pictures of fruit trees and a garden in another part of the room. Last of all, have an altar. As you guide the children from one station to another, guide them in acting appropriately at each station. For example, cover their eyes and don't even look at the idols as they walk by. Pretend to eat near the sheep and deer but shake their heads by the rabbit and pig. Pretend to be gathering produce from the garden and placing it in a basket. Carry the pretend basket to the altar where they get on their knees and say, "Thank You," to God. This would be more manageable if you took a few children at a time around the path.
- ④ **Idol Maze:** Along a masking tape path, tape pictures of "idols." As the children march around the room, they are to avoid all the idols. Tell them not to step on the idols because God said to stay away from idols.
- ④ **Snack:** Bring a basket of small packages of "fruit-o's." Instruct the children to pick one and then have them thank God for it before sharing it with a designated teacher. After the children have all done this, have them sit at the tables and give them their own to eat. Talk about giving our first and best to God or others. Finish the sentences, "I can share. . ." or, "I can thank God for. . ."
- ④ **Crackers to Share:** Bring graham crackers and frosting. Let children frost a cracker and top it with another one, making a sandwich cookie. Wrap the first one they make to share and place it in their basket (see the Took section). Eat the next one!
- ④ **Follow the Leader:** Give children instructions to do actions that relate to the Bible Adventure today. Pretend to be smashing or stomping on an idol. Throw an idol in a fire. Say "no" to worshipping an idol. Cook a clean meat. Pretend to eat it. Dig some carrots. Share the carrots. Pick apples. Share apples. Pray to God and say, "Thank you." Let children take turns being leaders, also.
- ④ **Get Rid of Idols with Bean Bags:** Place pictures (wooden statues, TV, toys, friends, food, etc.) on the floor in front of a masking tape line. Line children up on the other side of the line, taking turns throwing bean bags at the idols and trying to smash them.

#### Songs:

- Memory Verse Song:** (tune: "B-I-N-G-O")  
"The Lord Himself will be with you

And He will never leave you.”  
Deuteronomy, Deuteronomy, Deuteronomy, thirty-one, verse eight.

**Deuteronomy 31:8:** (tune: “London Bridge”)

The Lord Himself will be with you  
Be with you, be with you.  
The Lord Himself will be with you  
He will never leave you.

**Thank the Lord** (tune: “Skip to My Lou”)

Thank, thank, thank the Lord.  
Thank, thank, thank the Lord.  
Thank, thank, thank the Lord.  
He will never leave you.

**Thank Him in the Morning** (tune: “Love Him in the Morning”)

Thank Him in the morning ‘cause He always keeps His promise.  
Thank in the evening ‘cause He took you through the day.  
And in the in-between times when you feel the grumblings coming.  
Remember that He loves you and He promises to stay.

**We Worship God** (tune: “God Is So Good”)

We worship God, we worship God,  
We worship God, God is Ho-o-ly.

We worship God, we worship God,  
We worship God, God is fai-aithful.

We worship God, we worship God,  
God always keeps Hi-is promises.

④ **Praise to the LORD, the Almighty** (tune: “Praise to the Lord, the Almighty”)

Praise to the Lord, the Almighty, the King of creation!  
O my soul, praise Him, for He is thy health and salvation!  
All ye who hear, now to His temple draw near;  
Join me in glad adoration!

*Moses told the people that if they obeyed the Lord's commands, they would be happy. The children could march or dance while the song is sung by one or more of the leaders.*

④ **Action Song:** (tune: “Farmer in the Dell”)

*Stand in a circle and walk slowly in place while singing.*

To Canaan we will go, to Canaan we will go. (Point to the front.)  
Hi, ho away we go, to Canaan we will go.

God said He’d go with us. God said He’d go with us. (Look ahead with hand over eyes.)  
Hi, ho away we go, God said He’d go with us.

Don’t worship idols there. Don’t worship idols there. (Shake head and finger.)  
Hi, ho away we go, don’t worship idols there.

Eat foods God said were clean. Eat foods God said were clean. (Pretend to feed self.)  
Hi, ho away we go, eat foods God said were clean.

Be generous and share. Be generous and share. (Pretend to hand something to a friend.)  
Hi, ho away we go, be generous and share.

We bow with thankful hearts. We bow with thankful hearts. (Fold hands and bow heads.)  
Hi, ho away we go, we bow with thankful hearts.

④ **Simple Song Review:** (tune: “Farmer in the Dell”)

Moses said the laws. Moses said the laws.  
Hi, ho away we go, to the Promised Land.


After each time you sing this, let the children share something they remember from the Bible Adventure today.

- ④ **Those Idols** (tune: "This Old Man")  
Those idols, tear them down;  
We don't want them hangin' round.  
With a nick, knack, patty whack, give them all a smack.  
We don't want them coming back!



**Took:**

- ② **Giving Necklace:** Materials needed: Ten two-to-three-inch circles cut from posterboard or ten plastic rings and a 24-inch length of yarn for each child. Cut the circles from posterboard and punch a hole near the edge of each one. Have the children thread a 24-inch piece of yarn through each hole. After the circles are threaded, ask each child to give back one of the circles to a specific leader, who is called a Levite priest. This will be his offering and the reason the child will only wear nine circles on his necklace. Tie the yarn in a square knot and wear it around the neck.
- ☐ **Baskets to Share:** Cut a paper plate in half. Cut out the center top half of another plate, leaving the bottom and the top rim. Lay the cut half on top of the bottom half of the rimmed plate and staple around the edge. Decorate with stickers or markers. Have the children use this to share the cracker cookie they made during snack time.




God asked the Israelites not to go to the high places and worship idols and Asherah poles like the Canaanites did.



God asked the Israelites to obey Him by bringing their first and best offerings to the tabernacle.


# Clean Animals, Birds, and Fish




**Antelope**




**Goat**




**Sheep**



**Dove**

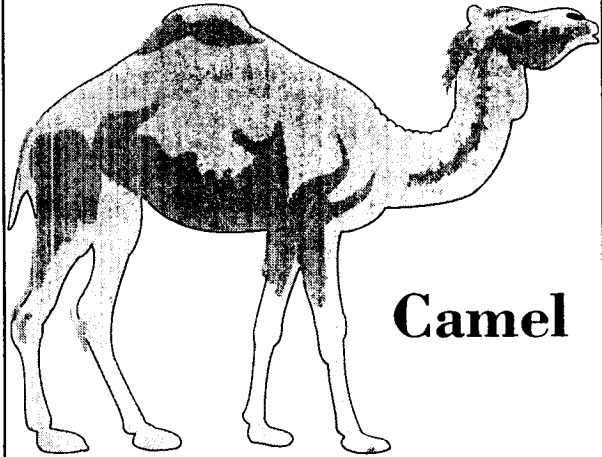


**Pigeon**




**Herring**

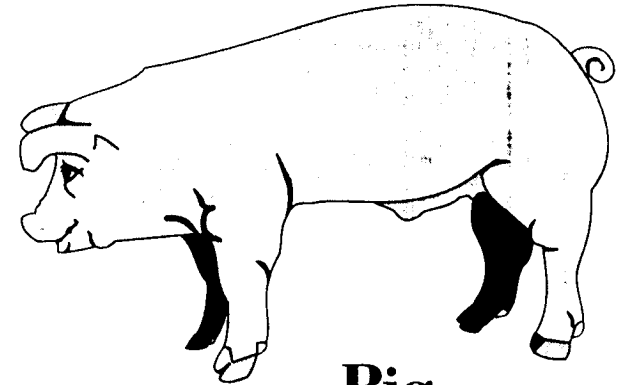
## Unclean Animals, Birds, and Fish




**Camel**



**Rabbit**




**Pig**




**Eagle**



**Owl**

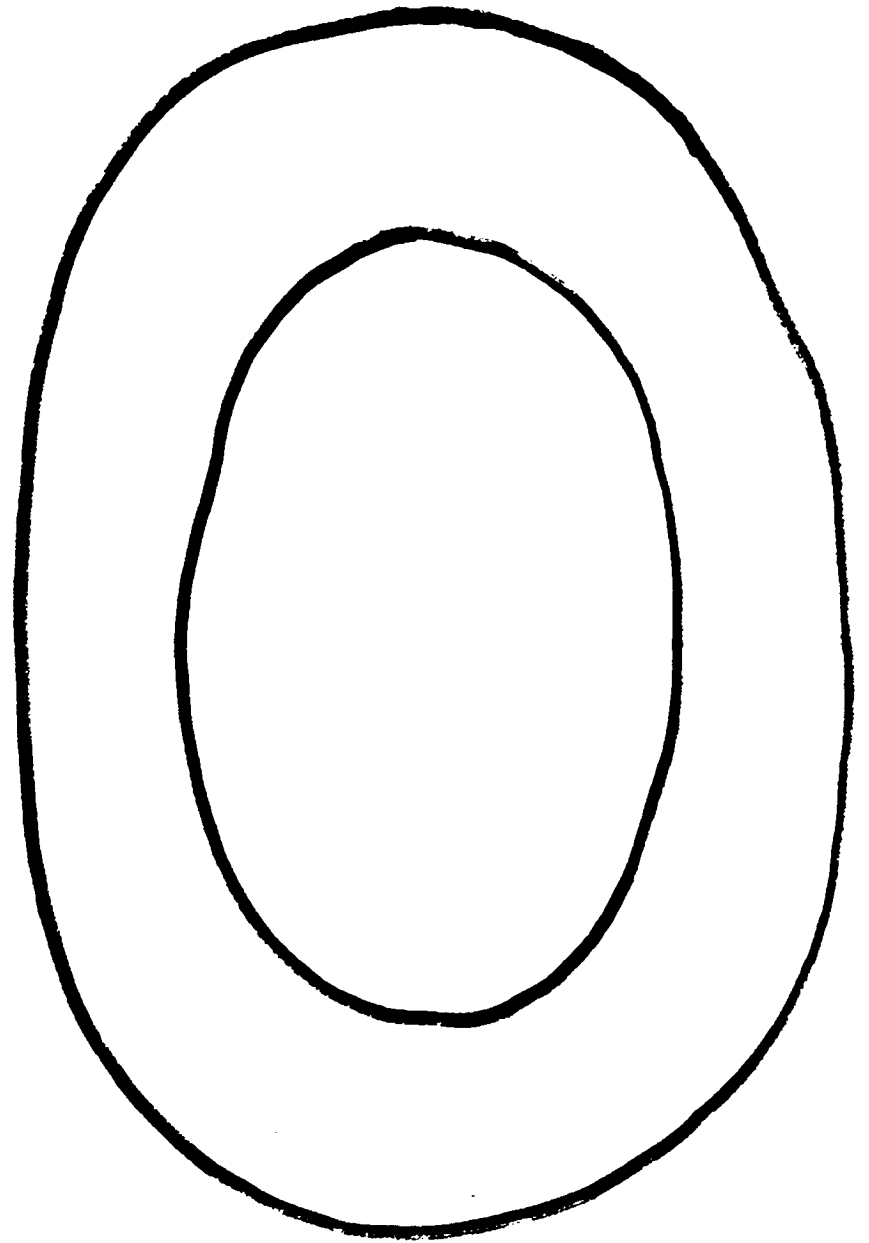



**Octopus**




**God asked the Israelites  
to give one-tenth  
of their food to the  
priests for the poor.**









Help the Israelites find their way to the Promised Land.  
Don't stop by any idols!



# Thankful Hearts and Sharing Hands









The Lord Himself goes before  
you and will be with you;  
He will never leave you.  
Deuteronomy 31:8

The Lord Himself goes before  
you and will be with you;  
He will never leave you.  
Deuteronomy 31:8

The Lord Himself goes before  
you and will be with you;  
He will never leave you.  
Deuteronomy 31:8



The Lord Himself goes before  
you and will be with you;  
He will never leave you.  
Deuteronomy 31:8

The Lord Himself goes before  
you and will be with you;  
He will never leave you.  
Deuteronomy 31:8

The Lord Himself goes before  
you and will be with you;  
He will never leave you.  
Deuteronomy 31:8