

Moses Explains the New Laws

Materials I Need:

Legend:



= Option 1, Appropriate for 1st – 2nd Grade



= Option 2, Appropriate for 3rd – 6th Grade

Memory Work:

“Be careful to obey all these regulations I am giving you, so that it may always go well with you and your children after you, because you will be doing what is good and right in the eyes of the Lord your God.” Deuteronomy 12:28

Aim Questions:

1. What were the three ways in which Israel was tempted to worship other gods?
2. What did God know about the people living in Canaan that the Israelites did not yet know?
3. How is Jesus Christ “a Prophet like Moses?”
4. What was God’s purpose in giving such detailed laws to His people?
5. Is God’s Word all we really need to live our lives for God?




Hook:



One Rotten Egg (Discussion/Object Lesson). During the Bible Adventure, to illustrate the seriousness of failing to remove all the idols in the land of Canaan, you can use this simple object lesson to convey the truth that God wanted the Israelites to remember. Bring in 3 eggs and mark them "good and fresh." Take the last egg and mark it "bad and rotten." Ask the class what they would think if you made them an omelet with these three eggs. As you crack the first two, let them know that these can represent God's Word and His promises to us. The last egg represents the sin and temptations of the world. Really pronounce the fact that this last egg is rotten on the inside. Once you've thoroughly mixed the 3 eggs, ask the class if anyone wants to taste the omelet once you've cooked it. Ask them to share why they wouldn't eat it. Tie this into today's lesson on why God wanted 100% obedience from the Israelites, and how even a small idol left in the land could spoil their love for Him.



What Do Others Think of God? (Discussion . Ask this question, "What do your non-Christian friends think of God through you? If I were to ask them, what do you think of God based on so-and-so's life, what do you think they would say?" In today's Bible lesson, God stresses the importance of obedience in His people Israel. The reason for this is because their obedience was a direct reflection on God's reputation.



Sin's Total Effect (Object Lesson). Bring in a clear bowl, 4 water balloons, two different types of food coloring, and a pin. Each balloon represents a "compartment" in our lives - family life, school life, church life, social life. The clear bowl represents our spiritual life before God. One color (preferably lighter) represents God's influence, the other color (preferably darker) represents sin's

influence. Make up a story about an imaginary boy. Talk about each compartment of his life, and as you do this, add drops of the food coloring.

Once you've added all the drops (some balloons should have more of one color than the others), ask a helper to go and fill them up and tie them off. During this time, you can talk about how even a small sin in our hearts can affect our entire lives, such as failing to forgive someone, telling a lie, or being angry. When the person returns, place them all into the clear bowl. Talk about how sometimes, we deceive ourselves into thinking that each compartment doesn't really affect another compartment, (e.g. we can "act" spiritual at church, but at school, we can do many sinful things). Take the pin and begin to pop each of the balloons and let the water all mix. Ask them which color is more visible.

Debrief: In today's lesson, God warned the Israelites to keep away from the idolatry of the land of Canaan. He wanted them to understand that even a small compromise here and there would affect their entire lives before Him.



How Am I Different? (Table Activity/Discussion). Try to describe the other members of your small group. Perform this activity one of two ways. The first suggestion would be to pass out the names of each child at your table. Allow a few minutes, if needed, for the students to look at the person they have been assigned. They should do this in a discreet fashion so as not to give away whom they will be describing. (If there is a new person at your table today, perhaps you should choose option #2 for this activity.) Take turns describing each other, pointing out unique features about the person you have been assigned. If possible, share some special points you may know about that person. The idea is to emphasize how and why each person is different. Option # 2 is to pass out 8-1/2 x 11 sheets of white paper and divide the group into pairs. These students are to draw portraits of each other and find out special things that are unique to that individual. Have the students write these special characteristics about the person on their picture. After sharing these within your small group, trade papers so that everyone takes their own picture home. We are all different from each other. We have all been created in the image of God. We will continue to hear this morning how God wants His people to be "different" from the other nations. We have talked about how we are all different from each other, but how are we different from those who are not God's children?



Where is Our Loyalty? (Discussion). God instructs His people specifically on what they are to do when they enter the Promised Land. He tells them how, where, when and why they are to worship. He tells them what to do to the idols they encounter. He gives them many specific laws to keep them "set apart." What He really is asking for is their complete loyalty to Him. With a white board or butcher paper on the wall, direct a discussion of what the kids think loyalty is. Start with the dictionary. What are loyal fans? Why are we loyal to certain teams? What is a loyal friend? Who makes the most loyal companions? Why do you feel a loyalty to your school? Once you have finished your discussion, you should have painted a pretty good picture of true loyalty. Is there a difference between being loyal to your school team and being loyal to a holy God?



Book:

Presentation Ideas –

Bible Adventure –

In the last month of his life, Moses spent a lot of time talking to the Israelites. He told them what he felt were the most important things for them to know--what kind of God had led them out of slavery and what God asked of them. He said to God's people, "And now, Israel, what does the LORD your God require of you but to fear the LORD your God, to walk in all his ways, to love Him, to serve the LORD your God with all your heart and with all your soul and to observe the LORD's commands and decrees that I am giving you today for your own good." This was a huge task to ask of anyone, but God knew that the rewards for obedience would be well worth their efforts. Through Moses, He gave very detailed laws that would help the people become obedient in every area of their lives when they went into the Promised Land.

The first laws God gave them had to do with worship. When Israel entered the new land, they were to destroy all the idols and altars of the false gods. They were to make sure no trace of the false gods remained anywhere. If any trace was left, Israel might turn away from the LORD and worship the false gods. God wanted His people to be completely loyal to Him. If they were, His blessing would be on them. God had a special place in mind where His people could go to worship Him, and to offer their sacrifices and tithes to Him.

God knew the great danger His people would face as they were exposed to false gods. His warnings against following a false god were very stern and serious. His people were not to be curious about these idols or about the ways people worshiped them. God warned about three different ways the Israelites might be tempted to turn to an idol. The first was through false prophets. If a prophet gave a sign and told Israel to go after other gods, the people were not to listen to him, even if his sign came true. God allowed false signs to test His people's love for Him. He wanted them to walk after Him and fear Him, regardless of any signs or wonders they might see. God's Word is perfect, and no one was to add or take away anything from it, only to believe in His promises and laws and walk in them obediently because of their love for Him. God was so serious about this that He said the false prophets must be put to death.

The second temptation the Israelites might face was through their own family or friends. Just as the Israelites were not to be led away by a false prophet, they were not to be led away by someone they loved and trusted. God said if any person tried to turn another person against God and turn them to an idol, they were to be taken out and stoned!

The third temptation God warned against would happen as the Israelites settled in the new cities in their land. It was possible that people would be exposed to idol worship by their neighbors. If a city was found to be involved in serving false gods, that city was to be burned to the ground and all the people and animals living in it were to be killed. With such a punishment awaiting them if they were to wickedly turn to other gods, the people would fear God, and hopefully the fear would keep them from sinning.

God then gave the people detailed laws to keep them from adopting the ways of living of the people around them. He gave them rules for mourning, tithing, and lending. He also gave them rules about what kinds of animals they could eat for food, and which were unclean for them.

God also wanted the Israelites to cancel debts every seven years. If someone owed them money, they were to wipe out the debt. If a person was working off his debt by becoming someone else's slave, he was to be released after seven years. If the slave wanted to stay with the owner, the owner would pierce the slave's ear as a sign that he would be a slave for life. If the slave was freed, he was to be given part of the owner's flocks and crops so that he could get started in his new life. God's people were also to take care of the poor and needy. God explained that if they were faithful to do all these things, He would bless them.

Next, God reminded them of the yearly feasts they were to celebrate in honor of Him. All the males were to appear before the Lord at the Feast of Unleavened Bread, the Feast of Weeks, and the Feast of Tabernacles, and they were to bring a gift that would show how much God had blessed each one. They were to be careful about the offerings they brought when they came to worship. Any animal sacrificed was to be of the best quality with no blemishes.

Again, God warned the people that when they entered the land, they were not to follow the customs of those nations. The people that lived there were very evil and did wicked things like sacrificing their own children to their gods, or practicing witchcraft and sorcery. These things are hateful to God, and it was because of these practices that God was driving them out of the land he was giving to the Israelites. He did not want His people to fall into these evil ways, so His punishment for anyone would be the worst they could imagine--death.

These evil nations listened to false prophets and fortune tellers, but God did not want His people to listen to men like that. He promised to raise up a prophet for them. Like Moses, this prophet would speak God's words to the people and would lead them. Can anyone guess who this prophet would be? If you answered Jesus, you're right. In the midst of many false prophets, Jesus Christ would come to lead people into God's kingdom. He would be like Moses in many ways:

1. Jesus was spared death as a baby (Exodus 2 & Matthew 2:13-23).
2. Jesus gave up the chance to be treated royally (Hebrews 11:24-27 & Philippians 2:5-8).
3. Jesus had pity for His people (Numbers 27:17 & Matthew 9:36).
4. Jesus was the peacemaker between God and man (Deuteronomy 9:18 & Hebrews 7:25).
5. Jesus spoke with God face-to-face (Exodus 34:29-30 & 2 Corinthians 3:7).
6. Jesus brought the new covenant (Deuteronomy 29:1 & Hebrews 8:6-8).

God gave many other laws to His people that would help them in their new lives. Some of these included laws about marriage and divorce, property boundaries, cleanliness, witnesses, warfare, and family relationships. God's reason for so many laws and for asking the people to be obedient to them was this: ". . .you are a holy people to the Lord your God." The word "holy" means "to be set apart." Just as our holy and righteous God is completely "set apart," Israel too was to be "set apart" from the different nations that lived in Canaan. By showing a radical difference in all areas of life--from what they wore to what they ate--their lives would be a witness to the awesomeness of their God! God wanted them to obey so that His name might be made known among all the nations of the world. It's no different today. God still desires His children be "set apart" from the rest of the world. How are you doing in this area? Ask yourself: Am I different from the world? Am I obedient to God's Word so that my non-Christian family and friends can see a difference in me?" (1 Peter 1:16, 1 John 2:15-17).

If we see nothing else from this passage from the book of Deuteronomy, we can see how deadly serious God is about obedience among His children. But let's not let avoiding punishment be the main reason we obey. In God's plan for His people, obedience equals chances. In others words, the more obedient we are, the more chances we will have to be used by God to make His name known to those around us. God's power can be found in a pure life. When our hearts are totally His and totally obedient to His commands, God will use us as a powerful witness for Him!



Look:



Loving God (Craft). God, through His laws, was teaching the Israelites obedience and trust. To obey and to trust God is to love Him. Cut a large heart out of red construction paper and write "Loving God" on the front in large letters. Punch a hole in the top and tie a string through the hole. On the back of the heart write verses you find that talk about loving God. Write the Scripture reference and a few words that summarize what is being said in that verse. Start with Romans 13:8-10, and Matthew 22:37-40, on loving your neighbor. Teachers: you will need to prepare verse references ahead of time and make suggestions to the students.



Suitable for Framing (Craft). Using 1DEU02.GF1, ask the students to copy Deuteronomy 26:16-19 neatly on the lines provided. They will need to write small enough so that it will all fit on one sheet of paper. If they need two, that will be all right. Once completed, they can color or paste these on a colored piece of construction paper. They will then be ready to post on the refrigerator, or could even be framed to hang on the wall. Take the opportunity to talk about the verses as they work on them.



Memorizing by the Multitudes (Memory Activity). Divide up the parts of Deuteronomy 26:16-19 among the different small table groups. Each table is responsible for memorizing one part. Give adequate time for each group to work on this. Then present the entire passage to each other by allowing each table group to stand while they recite their portion.



Divide and Describe, or Stump the Student (Game). Assign each table to find two laws with specific instructions. Allow time for each table group to read, discuss briefly, and record their selections. Now play Stump the Student, taking turns, giving each table a turn to try to stump their classmates with questions on required actions pertaining to specific laws described by Moses in chapters 12-16. Allow appropriate time (2-5 minutes) for the others to try to find the answers. See who can stump whom. Prepare for points and prizes if you want.

- Eradicating the Idols (*Discussion*).** Read chapter 13, and discuss how the temptation for idol worship was a strong force for the Israelites, and why God strictly forbade them to have anything to do with it. What warnings did God make regarding idol worship and the lure of temptation? In what ways might those same temptations be true today? What are some ways our attention is drawn away from God?
- Passage Review Questions (*Worksheet*).** This booklet contains many questions from the Scripture passage covered in today's lesson. Students may work on them in class and complete them during the week at home, **1DEU02.GF2**
- Moses Explains the New Laws (*Worksheet*).** Have students complete **1DEU02.GF3** as a review for this week's memory verse.




Took:

- Demonstrating your "Uniqueness" to Others (*Worksheet*).** **1DEU02.GF4** "Set apart" as belonging to God. Unscramble these words and discover some characteristics that might set a Christian apart from others in the world. Do others see these qualities in you? Discuss this at your tables, within your small group, citing situations where the students were "set apart" from the crowd. Can you add any more character qualities to the list?

Key: L O F J U Y	joyful
K H L A F T U N	thankful
E F U H L L L P	helpful
G N I R A C	caring
B I E N D O E T	obedient
N E L I H U S F S	unselfish
S I W E	wise
S I C R N D E I N G	discerning
O H L Y	holy
B A N O H O R L E	honorable
R U P E	pure


- Submitting to the Lord in All Areas of our Lives (*Discussion/Worksheet/Coloring Page*).** Teachers: look at the example of this completed worksheet **1DEU02.GF5 Pg.1**. Lead your students in a discussion on how we can submit to the Lord in every aspect of our lives. Obedience to God is at the center of all we do. The different areas within our lives are church, home, school, leisure time, and extra curricular activities. If you can come up with additional ones, simply add another section. Outside the circle, adjacent to that section or area in your life, write down more specific ways in which we can submit to obedience to the Lord. For instance, at home we can obey our parents, love our siblings, have good attitudes, and be responsible. At school we must be diligent in our studies, have good attitudes, have good relationships with the other students, and be responsible. How do we spend our leisure time when we have it? How much leisure time should we have? What do we do with our extra curricular activities such as clubs, music lessons, or sports? Are we in total submission to the Lord in all area of our lives? These blank sheets **1DEU02.GF5 Pg.2** can be filled in by the students as the discussion progresses. The younger kids may want to add some color to this as a finishing touch.
- You Are a New Creation (*Discussion/Craft*).** See the sample for clarification. This craft is meant to serve as a catalyst to probe and discuss with your students how Christians are set apart from others. Describe who you are in Christ, and how that sets you apart from others. Look up 2 Corinthians 5:17. Assemble the craft in sandwich form, **1DEU02.GF6 Pg.2**. With the two butterfly shaped pieces of construction paper together, cut out three to four shapes on each wing of the butterfly. Separate the pieces of construction paper. Paste different colored tissue paper pieces down to cover the holes on one of the pieces of construction paper. Now take the other piece and paste them face to face, sandwiching the tissue paper inside. Paste the verse, from **1DEU02 Pg.1**


down in the body of the butterfly. Antennae can be added using pipe cleaners or half of a cotton swab. On the colored tissue paper inserts, use a fine-point marker to neatly write qualities of someone who is a new creation in Christ. This is beautiful taped on a window.

 **Write a Commitment Letter to God (*Discussion/Activity/Worksheet*).** Read Deuteronomy 26:16-19. This is Moses' final declaration of the covenant with God. It is a commitment by the people to God and by God to His people. Instruct the older students to write a commitment letter to God. For the younger ones, **1DEU02.GF7** has been provided, and they can simply fill in the spaces with their own words. Use the following outline as a guide in writing these letters.


1. Adoration: Praising God for His character and attributes.
2. Thanksgiving: Expression of thanks for all His blessings upon you.
3. Confession: Seeking forgiveness for your weaknesses.
4. Commitment of loyalty to God: Request for assistance in maintaining His standards.

Seal these letters in envelopes and have the students put them in their Bibles. Have them write a date on the outside of the envelope (6-months to a year down the road), and instruct them to open these on that date. Will the commitment made in the letter still hold true by that date? Hopefully so.

 **Obedience = Opportunity (*Classroom Discussion*).** As a time of open sharing and discussion, the teacher can record some of the thoughts generated on the white board or a piece of butcher paper. List ways in which God uses our obedience as an opportunity to bring Him glory. Our obedience will increase our effectiveness in ministry.

 **Our Goal Is God's Glory (*Game*).** Upon conclusion of the above discussion, divide up into groups of 3-5 students each. Lay out hopscotch like game boards on the carpet using masking tape. **1DEU02.GF8** gives you the proper design and shows what you should write in each of the squares. The words in the squares can be written on cards or paper and then taped to the floor inside the masking tape. Review the point that if we are obedient, God will be able to use us to effectively bring Him glory, which is our ultimate goal and created purpose in life. This game is to be played like hopscotch. Each player will need a small pebble or penny as their marker.

Deuteronomy 26:16-19



25. How many witnesses are needed to convict someone of a crime? 19:15
26. Why were the Israelites to completely destroy the nations that God had commanded them to? 20:16-18
27. How were the people of God to deal with a rebellious child? 21:18-21
28. Why do you think God gave the Israelites so many rules to follow? (no Scripture reference)
29. With what were they to follow all of the commands that God had given them? 26:16

Passage Review Questions

Deuteronomy 12-26

1. What were the Israelites suppose to destroy? 12:2-3
2. What were the Israelites to be careful NOT to do? 12:13
3. Who were the Israelites to follow? 13:4
4. What was to happen to any prophet who did not follow the Lord? 13:5
5. List the animals that God gave them permission to eat. 14:4-6
6. What animals were they NOT to eat in verse 7?
7. What water creature could the Israelites eat? 14:9
8. What kind of birds could not be eaten? 14:11-18
9. What kinds of insects were unclean? 14:20
10. What were they not to cook in 14:21? 14:21

11. How much of their fields were to be set aside as a tithe?
14:22
12. Explain what was to happen at the end of every 3 years.
14:28-29
13. At the end of every 7 years, what was to happen? 15:1-3
14. What kind of heart were they instructed to have towards one another? 15:10
15. If a person had been a servant for 6 years, when were they to be set free? 15:12
16. What was this same servant to be given when he/she left?
15:13
17. What month was the Passover celebrated? 16:1

18. For how many days were they to eat unleavened bread?
16:3
19. Explain the exact time that the Passover was to be sacrificed. 16:5-6
20. What are the names of the Feasts Celebrated in 16:16?
21. If the people wanted a king, who were they to choose?
17:15?
22. What was the king to do as soon as he took the throne?
17:18-20
23. Who did God choose to become the priests of the nation?
18:1
24. Who did God instruct the people to listen to? 18:15-16

Moses Explains the New Laws

Find and cross out the colors (words) in the puzzle below. The words run in all directions. The remaining letters give Moses' message to the people.

B E C A K R E F W U L T O O B
E Y A L N L T H E O S E R E G
U L A T I I O N S I L A M G I
V I N G P Y O U P S O L T H A
T I T M A Y A L W U A Y E S G
O R A N G E O W E L R L W Y I
T H Y O U A N G D Y O P U R C
H I L D R S E R N A F T L E R
Y O U B I E C E A U S E W E Y
O U W L B I L E B L B E H D O
I N V R E G W N H L A T I I S
G E O U O O G R E Y A D T A N
R W L D R I G H T I N C E T H
N B E E Y E T E L O I V K S O
F T H E L O R D Y O U R G O D

BLACK BLUE BROWN GREEN GREY ORANGE PINK
PURPLE SILVER VIOLET WHITE YELLOW

puzzle key

B E C A K R E F W U L T O O B
E Y A L N L T H E O S E R E G
U L A T I I O N S I L A M G I
V I N G F Y O U P S O L T H A
T I T M A Y A L W U A Y E S G
O R A N G E O W E L R L W Y I
~~T H Y O U A N G D Y O P U R C~~
H I L D R S E R N A F T L E R
Y O U B I E C E A U S E W E Y
O U W L B I L E B L B E H D O
I N V R E G W N H L A T I I S
G E O U O O G R E Y A D T A N
R W L D R I G H T I N C E T H
N B E E Y E T E L O I V K S O
F T H E L O R D Y O U R G O D

MEMORY VERSE CHALLENGE: this may be used in all grades first through sixth.
Deutromony 12:28 "Be careful to obey all these regulations I am giving you, so that it may always go well with you and your children after you, because you will be doing what is good and right in the eyes of the LORD your God."

Demonstrating Your "Uniqueness" to Others

If you are "set apart" as belonging to God, what character qualities will others see in you? Unscramble the words below to discover some of these traits. Can you think of others to add?

LOFJUY _____

KHLAFTUN _____

EFUHLLLP _____

GNIRAC _____

BIENDOET _____

NELIHUSFS _____

SIWE _____

SICRNDEING _____

OHL Y _____

BANOHORLE _____

RUPE _____

Do Others See These Qualities in You?

Demonstrating Your "Uniqueness" to Others

If you are "set apart" as belonging to God, what character qualities will others see in you? Unscramble the words below to discover some of these traits. Can you think of others to add?

LOFJUY _____

KHLAFTUN _____

EFUHLLLP _____

GNIRAC _____

BIENDOET _____

NELIHUSFS _____

SIWE _____

SICRNDEING _____

OHL Y _____

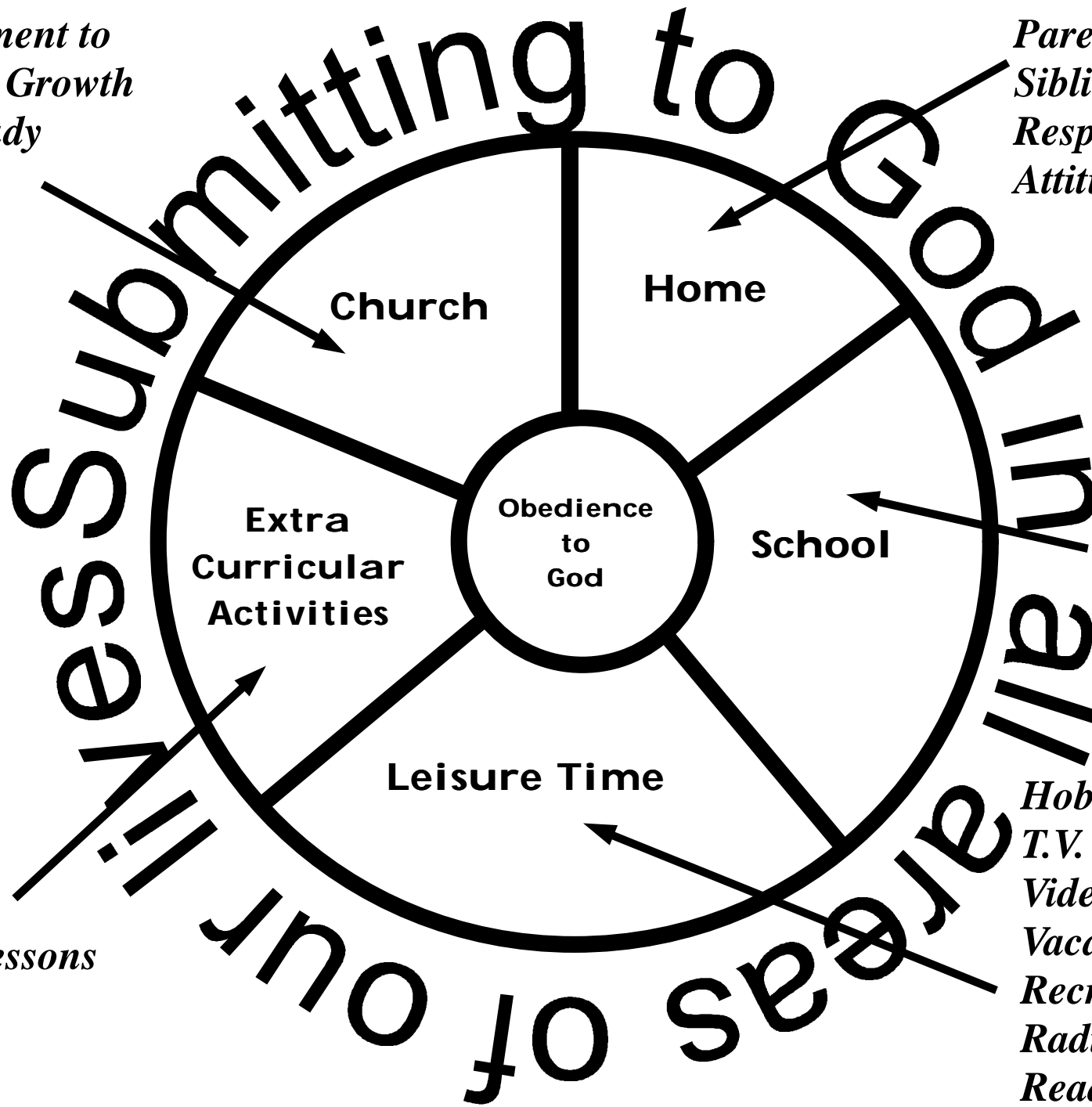
BANOHORLE _____

RUPE _____

Do Others See These Qualities in You?

*Commitment to
Spiritual Growth
Bible Study
Ministry*

*Parents
Siblings
Responsibilities
Attitudes*

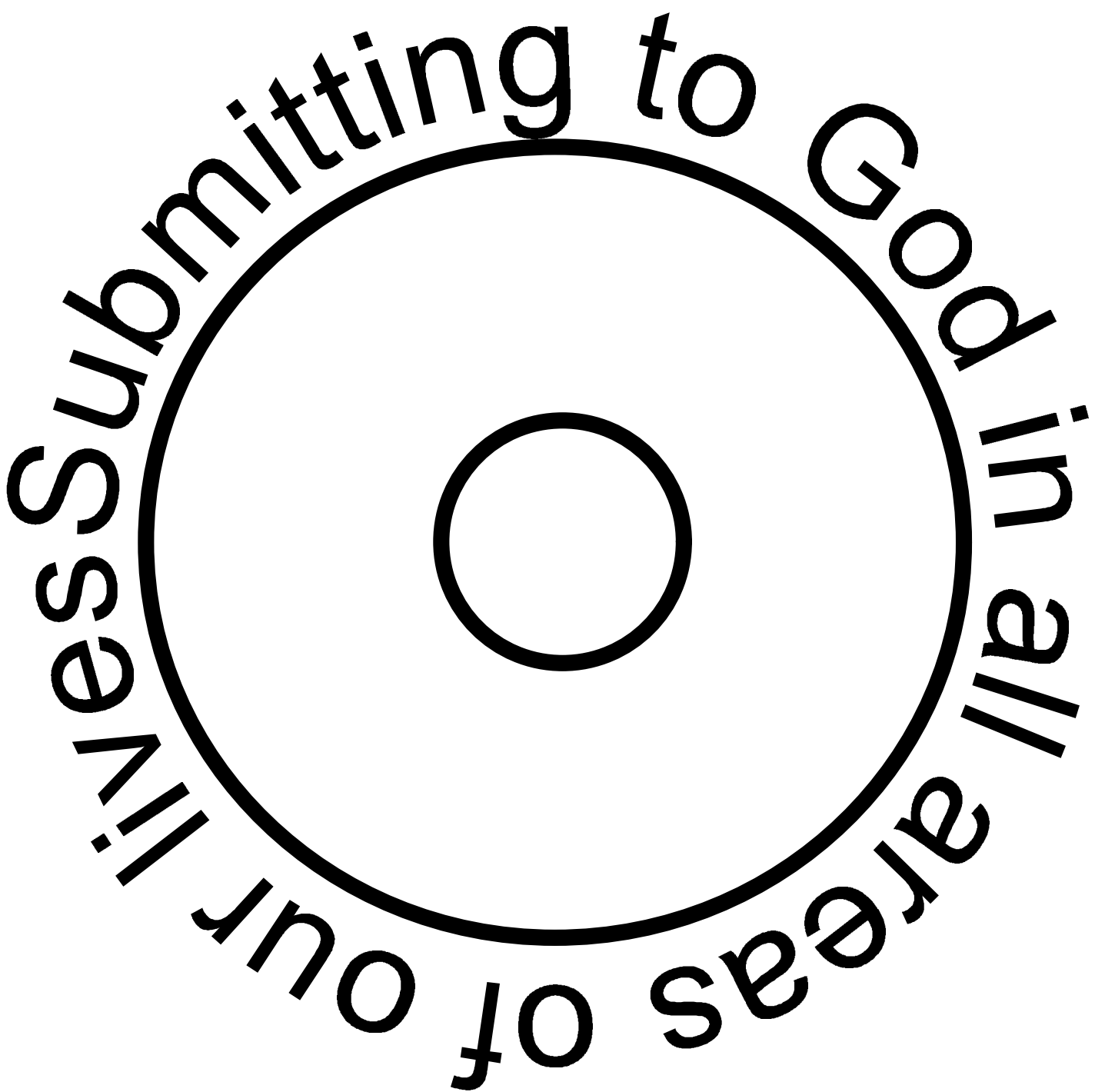


*Studies
Homework
Friends
Attitudes
Effort*

*Hobbies
T.V. Viewing
Video Games
Vacations
Recreation
Radio Listening
Reading*

*Sports
Music Lessons
Clubs*

Our Will
Submitting to
Good in all
areas of
our lives



New Creation In Christ Craft

2 Corinthians 5:17 Therefore if anyone is in Christ, he is a new creation; the old has gone, the new has come !

2 Corinthians 5:17 Therefore if anyone is in Christ, he is a new creation; the old has gone, the new has come !

2 Corinthians 5:17 Therefore if anyone is in Christ, he is a new creation; the old has gone, the new has come !

2 Corinthians 5:17 Therefore if anyone is in Christ, he is a new creation; the old has gone, the new has come !

2 Corinthians 5:17 Therefore if anyone is in Christ, he is a new creation; the old has gone, the new has come !

2 Corinthians 5:17 Therefore if anyone is in Christ, he is a new creation; the old has gone, the new has come !


2 Corinthians 5:17 Therefore if anyone is in Christ, he is a new creation; the old has gone, the new has come !

2 Corinthians 5:17 Therefore if anyone is in Christ, he is a new creation; the old has gone, the new has come !

2 Corinthians 5:17 Therefore if anyone is in Christ, he is a new creation; the old has gone, the new has come !

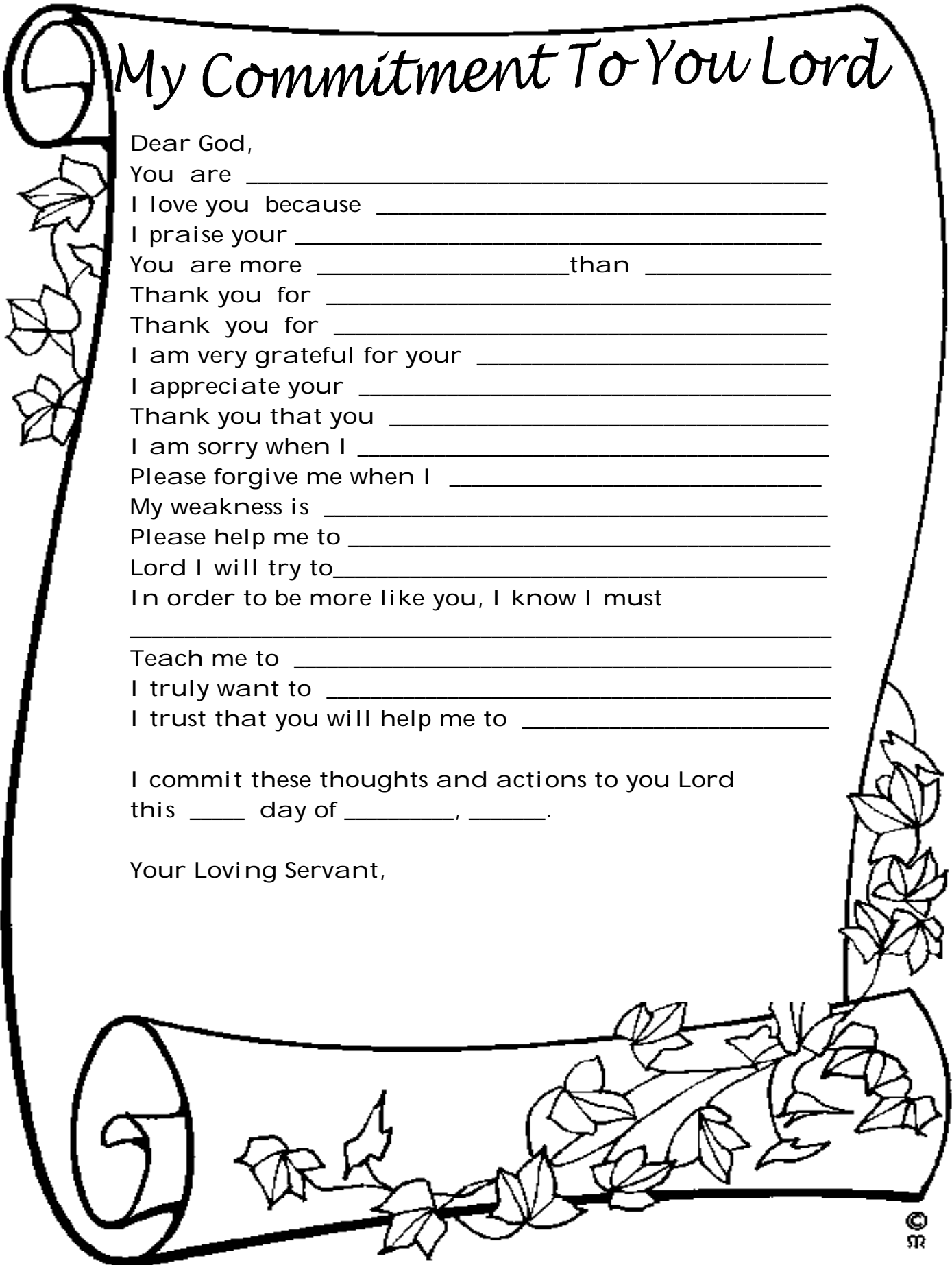
2 Corinthians 5:17 Therefore if anyone is in Christ, he is a new creation; the old has gone, the new has come !

New Creation Craft Description



Directions:

1. Cut out this half of the butterfly.
2. Fold construction paper in half.
3. Trace cut-out butterfly onto folded construction paper.
4. Cut construction paper and unfold.



My Commitment To You Lord

Dear God,
 You are _____
 I love you because _____
 I praise your _____
 You are more _____ than _____
 Thank you for _____
 Thank you for _____
 I am very grateful for your _____
 I appreciate your _____
 Thank you that you _____
 I am sorry when I _____
 Please forgive me when I _____
 My weakness is _____
 Please help me to _____
 Lord I will try to _____
 In order to be more like you, I know I must

 Teach me to _____
 I truly want to _____
 I trust that you will help me to _____

I commit these thoughts and actions to you Lord
 this ____ day of _____, _____.

Your Loving Servant,

Our Goal Is God's Glory - GAME BOARD - layout for floor

This game is to be played like hop scotch. Tape squares on the floor first. Then add the works on paper or cards which are taped down inside the squares.

Each player will need a marker (stone or penny) to toss into the squares at each turn.

Players required at one time: 2 - 5

