

*Moses Reviews the Law*

Materials I Need:

Legend:



= Option 1, Appropriate for 1<sup>st</sup> – 2<sup>nd</sup> Grade

= Option 2, Appropriate for 3<sup>rd</sup> – 6<sup>th</sup> Grade

Memory Work:

“And now, O Israel, what does the Lord your God ask of you but to fear the Lord your God, to walk in all His ways, to love Him, to serve the Lord your God with all your heart and with all your soul, and to observe the Lord’s commands and decrees that I am giving you today for your own good.” Deuteronomy 10:12-13

Aim Questions:


1. Where was Israel at this time? What were they about to do?
2. If you were Moses, what would your farewell message be to Israel? What would you want them to remember most?
3. What warning did God give the nation in regard to the idolatry of the land?
4. What is the greatest commandment of the law? (Hint: Deuteronomy 6:4-5.) In what ways did God expect the nation of Israel to obey this command?
5. If you were a part of the nation and had seen all that God did over the past 40 years, how would you have responded to God’s call to obedience and faithfulness?


 Hook:

**Hey, Look At Me! (Discussion/Worksheet).** Without letting the kids know your motives, allow them to tell you all about their accomplishments and favorite possessions. Encourage them to tell you stories of their home runs, first place awards, good grades, special talents, special things they have done, and their favorite things. Let them really get going good. Have them write these down on **1DEU01.GF1**. Congratulate them on their wonderful accomplishments. Put these papers aside and bring them out again during the TOOK time activity.

**Learning From Past Mistakes (Discussion).** What are some mistakes that you’ve made in the past that you learned a great lesson from? What was it about the consequences of those mistakes that caused you to learn so much from them? What were some of the big mistakes the nation of Israel made during their wilderness wanderings in the book of Numbers? Today, we’re going to learn about how God called the nation of Israel to view the mistakes of their past and to move ahead by learning from them.

**Remembering God’s Blessings (Worksheet/Take-Home Page).** In this morning’s Bible Adventure, we will hear how Moses reviews God’s blessings on the nation of Israel. Spend some time in your small group talking about how each one of the kids have been blessed this last week, month, year, or generally in their lives. The **1DEU01.GF2** worksheet can be filled in (stones on the altar), starting at the top with the most recent blessings and moving to the bottom for the more general blessings.

 **A Day In My Life (Worksheet).** Have students enter the events of a typical day, **1DEU01.GF3**. This worksheet is designed to be used later in application of Deuteronomy 6:7. “Talk about them when you sit at home and when you walk along the road, when you lie down and when you get up.”


 **Ten Commandment Review (Game).** Divide the kids up into teams of not more than 10. Each player will try to write one commandment on the board. If you have less than 10 players on a team, some will have to take multiple turns. Hang butcher paper in long horizontal strips on the walls of the classroom. The teams start out back-to-back in the center of the room. They should be working on opposite walls so that they are not tempted to look at what the other teams are writing. The teachers should draw 10 tablet shapes on each team's butcher paper strip so that each team member has a place to write in the commandment. On the signal, each team sends their first player to the board to write in a commandment. Upon completion they run back and tag the next player who runs up and writes another. The team members may confer with each other and help their teammates know what to write when it is their turn. The winning team is that which completes all 10 commandments first. In a tie-breaking situation, the team that has written them exactly as they appear in the Bible (or closest to that) will be the winner.


---




### **Book:**

#### **Presentation Ideas –**

 **A Message From Moses (Role-Play).** Most of Deuteronomy is written by Moses in the first person and is his charge to Israel as they stand ready to enter the Promised Land without him. Dress in costume and play the part of Moses teaching these truths to the children of Israel.

 **Moses Remembers (Time-Line).** Moses urges God's people not to forget the wonderful things He has done for them. In his message, Moses helps them remember. Here are some of the events he recalls, **1DEU01.GF4**.

 **Blessing Upon Blessing (Snack).** Have students come up to the front of the room one by one to receive their snack. Give every student a single portion. Offer a second portion to the students who thank you for the first one.  
God knew that soon His people would be enjoying the blessings that awaited them in the Promised Land. He also knew of the danger that as soon as the people became comfortable, they would forget the God who had blessed them so much. God promised more blessings to His people if they remembered to honor Him for what He had already done. Do we remember to thank God for all He has done for us?

#### **Bible Adventure –**

We're going to begin today with a very serious thought. Suppose you learned that you had only a few weeks left to live on this earth. What would you do with that time? What words would you want to say to the people you love?

In the book of Leviticus, we learn that Moses, whom God used to lead the people from Egypt to the Promised Land, was not going to be allowed to enter that land because of disobedience in his life. As the Israelites arrived at the border of the land, God told Moses to go to the top of Mount Nebo and look out on the land the Israelites would be given. Soon after that, God told him, he would die.

In the book of Deuteronomy you can read about the last month of Moses' life. Now Moses knew that he didn't have much time left with the people he loved so much, so he thought about the things he wanted to say to them. Moses had seen the people struggle with being obedient to God, and he had seen the awful results when they disobeyed. He wanted the people to learn from their mistakes. He wanted to remind the people of the covenant God had made with them at Mount Sinai. Finally, he wanted to remind them of God's great love for the Israelites.

Moses began by reminding the people of the promise God had made to lead them to the land He had promised to Abraham's descendants. The journey from Mount Sinai to Kadesh Barnea should have

taken them about eleven days, but because of their rebellion they wandered in the desert for 39 years. Then Moses sent spies into the new land—Canaan. When they came back, Joshua and Caleb said they should go and conquer the land, but the ten other spies said no. Israel listened to the ten unbelieving spies and refused to go in, even though God said it was time. As a result, only Joshua and Caleb would be allowed to enter, and the rest of the unbelieving people would die during that 39 years in the desert.

God would not give the Israelites the countries of Edom, Moab, or Ammon because He had already given these areas to other people, and God always keeps His word. God had helped these people to conquer the lands they moved into because He had promised it to them. Moses had the Israelites remember back to when they asked Sihon, king of Heshbon, to let them pass through his land. The king refused and came out to fight against them. God allowed the Israelites to beat them. He did the same when Og, king of Bashan, came out to war. God allowed His people to utterly destroy Og and his people. These victories were a great encouragement to Joshua, who would now lead the people into their new home. They also caused Moses to beg God one more time to allow him to enter the Promised Land with the rest of the people. God would not allow him to, but He told him to encourage and strengthen Joshua who would now lead the people.

Moses told the people they must not forget God's words and covenant. He reminded them of how God had allowed them to hear His voice; but because they had never seen Him, they might be tempted to make an idol so they could worship a god they could see. "For the LORD your God is a consuming fire, a jealous God." If the Israelites entered the Promised Land, and after a while turned from their God to idols, God's judgment would be swift and hard. They would be destroyed and scattered among the nations. Even if that did happen, though, God promised that if they turned back to Him, He would be merciful to them. God had shown His love for Israel in allowing them to hear His voice, in bringing them out of Egypt, and now in giving them this land as an inheritance.

Moses then recalled how God had given His people the law at Mount Sinai. Moses had gone up the mountain and met with God and received the law because the people were fearful. Moses then reviewed the Ten Commandments with the Israelites. He reminded them to be obedient to these laws so that they might continue to live and do well in their new home.

In Deuteronomy chapter six, we find some of the most beautiful passages in the Old Testament, but we find something else as well. We get a look at Who God is. We get some idea of what He wants His relationship with His children to be like. Listen to these words: "Hear O Israel: The LORD our God, the LORD is one! And you shall love the LORD your God with all your heart and with all your soul and with all your strength." These words are called the Shema, and they were an expression of faith for the Israelites. This was to be the reason behind their obedience to God--a love for Him that was greater than anything else. They were to teach their children to love God, too, and to be obedient to His ways. When the children asked what all the laws meant, fathers were to tell their children about all the awesome things God had done for His people. They were to talk about God and His word at all times of the day and night, wherever they were and whatever they were doing. They were to pass on their faith in God to their children.

Then Moses gave the people some instructions to follow once they were in the land. They were to completely destroy their enemies. They were not to make any kind of agreement with them nor to marry them. They were to destroy all the altars set up for the worship of idols. If the people obeyed, they would be blessed above all people of the earth. God would help them conquer the land little by little, so that the land would support them. As they received these blessings, though, they were to be careful to remember that everything they had was from the hand of God. They were not to say, "My power and the might of my hand have gotten me this wealth," (8:17). They were to remember that it was God who gave them the power to get wealth (8:18). They were to think about how God gave them manna in the desert and water from a rock. If they drifted away from Him they would die as the nations before them had died.

Not only was God fulfilling His promise to Abraham by giving the land to the Israelites, but He was also judging the nations who lived there before the Israelites came. These were wicked nations who deserved punishment. But the Israelites were not righteous, either. Moses asked the people to remember the many times they rebelled against God, to the point where Moses had to beg God not to destroy the people. No, they had done nothing to earn this wonderful gift God was giving them. It was a giving God giving to His people because He is good.

When Moses had come down from Mount Sinai carrying the two tablets on which God had written the Ten Commandments, he was so angry when he saw the people worshiping the golden calf that he threw the tablets down and shattered them. Again Moses prayed that God would not destroy the people--forty days and forty nights he prayed, and God heard him. He invited Moses up to the top of the mountain again, and he wrote the commandments on two new tablets, which Moses then put into the Ark of the Covenant.

Now Moses was ready for the most important part of his talk with the Israelites. He asked them a question: "And now, Israel, what does the LORD your God require of you . . .?" This is the most important question we can ask ourselves--what does God want from me? Moses gave the Israelites--and us--a very clear answer: "To fear the LORD your God, to walk in all His ways and to love Him, to serve the LORD your God with all your heart and with all your soul, and to keep the commandments of the LORD. . ." Moses told the people to cut the sin out of their hearts and decide once and for all to live the way God told them to live. They were to remember the mighty way God had saved them and led them, and to obey Him out of love. If they did this, they would prolong their days in the new land. God would care for them and cause the land to be fruitful and good. If they did not obey, judgment waited for them. Listen to God's words spoken through Moses: "See, I am setting before you today a blessing and a curse--the blessing if you obey the commands of the LORD your God and that I am giving you today; the curse if you disobey the commands of the LORD your God and turn from the way that I command you today by following other gods..."

Are you following other gods today? Has something else taken first place in your life--a place only God deserves to have? In this country, where we have so many possessions and so much wealth, we can allow some of those things to pull our attention and our love away from God. It doesn't matter how innocent it may seem--if a sport or hobby or person or things take us away from following Jesus, they become our god. God doesn't want any competition. Listen again to the words of the Shema: "Hear O Israel! The LORD is our God. The LORD is one!" God is calling us to listen to His voice through His word. Remember that He is the one and only God and anything or anyone else is a false god. We show God we love Him by obeying Him. Jesus said it in John 14:21: "He who has my commandments and keeps them, he it is who loves me." This is the way God sees it--love equals obedience. If you're living a disobedient life, there is no way you can say you love God. Only those who faithfully do what God asks of them are the ones who love Him from the heart.



### Look:



**Look At God Through Me! (Discussion/Prayer Time).** Pull out the **1DEU01.GF1**, "Hey Look At Me," sheets completed during the HOOK time, and review these again in light of what was learned in class this morning. God warned Israel not to forget Him after they entered the Promised Land and accumulated great wealth. We should not forget who provides all these abilities and possessions and to whom they ultimately belong. Have the kids take a marker and put an "X" through the word "my" and write in the word "God's." After the word "accomplishments" have them add "through me." Now spend time in prayer, each one individually thanking God for all that is on his or her list. Encourage them to remember God and to give Him the credit for all they have and are able to do.



**Don't Forget God (Craft).** How do we remember God, and how does He respond when we do? **1DEU01.GF5 Pgs. 1-4.** This craft is to be assembled as halves sandwiched together. The hand with the "remember string" goes at the top, and all the other parts dangle underneath from a single string. Make sure you keep the correct halves together so that they are pasted back-to-back properly. A final string can be attached at the top so that the entire craft will hang from a doorknob or a light fixture.



**Moses' Farewell Address (Worksheet).** Look up the verses given to find what some of Moses' last words to the Israelites were, **1DEU01.GF6.**

Remember Him (4:10)  
Obey Him (4:30)  
Fear Him (5:29)  
Love Him (6:5)

Hold Fast to Him (10:20)



**Passage Review Questions (Worksheet).** This booklet contains many questions from the Scripture passage covered in today's lesson. Students may work on them in class and complete them during the week at home, **1DEU01.GF7**.



**The "Pull" of the World (Activity/Object Lesson).** In Deuteronomy 8:11-20, God warns the nation of Israel to be careful so that they don't forget about Him. How would they forget about Him? God describes the various ways which would "pull" them away from their loyal devotion to Himself and onto other things. Here's an activity to illustrate the "pull" that the world can have on our relationship with the Lord.

**Instructions:** Get at least 5 to 7 bungee cords. Write down those things on **1DEU01.GF8** that might cause your students to be "pulled" away from the Lord (i.e., money, friends, entertainment choices ~ TV, Nintendo, etc.). Then cut **1DEU01.GF8** along the dotted lines and paste the strips of paper around one end of the bungee cords. Ask for several volunteers to participate to see how close they can get to the Lord with all these cords attached to them (bring an extra child's belt and put it around each child's waist, and then attach the bungee cords to the belt). With a hula-hoop or a rope on the ground representing God, attach one bungee cord at a time to each child and see how close they can get to God. It should become harder and harder for them as more cords are attached to their belts.

**Debrief:** Do you see now why God would tell the Israelites to be careful? These "things" that we've mentioned aren't necessarily sinful in and of themselves. There is nothing inherently wrong with money, friends, or entertainment. But they can be if we're not careful. Think about how certain things in your life right now might be causing you to "forget about God."



**God's Desire for Me (Worksheet).** Have students complete **1DEU01GF9** as a review for this week's memory verse.



**Beware!! (Craft).** There are many types of warning signs that alert us to potential dangers. For our own safety, we must pay attention. God warned His people of a very grave danger. You will find it in Deuteronomy. 6:12 (and repeated in 8:11). "Each student will need two copies. Color them with yellow, orange, and red. Cut out the signs. Glue them back to back with a popsicle stick extending from between at the bottom, **1DEU01.GF10**.



**If You Obey... (Worksheet).** Moses told Israel how much God loved them. He wanted to bless them, but He required their obedience. These are some of the blessings God promised to His people if they kept His commandments, **1DEU01.GF11**.




### Took:




**Daily Devotional Stickers (Craft).** Use **1DEU01.GF12** stickers with verses taken from today's Bible passage. These stickers are to be pasted individually onto a stack of Post-It-Notes. Divide the Post-It-Notes up between the students giving each one 10. Don't let the students separate the Post-It-Notes until they get home. When transferring the stickers to the notes, gently lift up each one and paste the sticker in the center of the next note in the stack. These are to be taken home and posted throughout the bathroom, bedroom, kitchen, or wherever the students will be reminded when they look at these verses. Remember: 10 Post-It-Notes per student.



**What Does God Want From Me? (Worksheet).** Review the memory verse on **1DEU01.GF13**. Break this verse out thought by thought and write these down on the left side of the chart. Then in the same row, in the "Action This Week" column, ask the kids to write down how they might apply these during the week. If we are obedient, God can use us effectively. Obedience = Usefulness by God.


 **Baton of Faith (Craft/Worksheet).** In Deuteronomy 6:4-9, God calls parents to pass along to their children "the baton of faith." Clearly, fathers and mothers are called to teach their children about the truths of God. This craft/worksheet also has an incentive if they bring it back the following week.

Have each of the students decorate their paper towel roll. Have each of them write their family's last name on the outside of it (teachers, please help your younger students with this). Once they've finished decorating their "baton," give them a copy of **1DEU01.GF14** and have them roll it up and place it into the paper towel roll. Ask them to go over the worksheet with their parents and bring it back the following week for a prize (the prize can be a piece of candy or some small trinket).


 **A Day In My Life (discussion).** "These commandments that I give you today are to be upon your hearts. Impress them on your children. Talk about them when you sit at home and when you walk along the road, when you lie down and when you get up." God wants His word to be in our thoughts and conversation - not just on Sundays or at special times, but as we go about the routine of everyday life. Write some things from God's word that we might naturally discuss during our day. (This can be a memory verse or a phrase, or a principle from God's word expressed in our own words). For example, at meal time we might think of Matthew 5:6. "Blessed are those who hunger and thirst for righteousness, for they will be filled." At chore time, the fifth commandment might come to mind. "Honor your father and your mother..." How can we do a better job of talking about God's word around the house? **1DEU01.GF3.**

My Accomplishments

and possessions

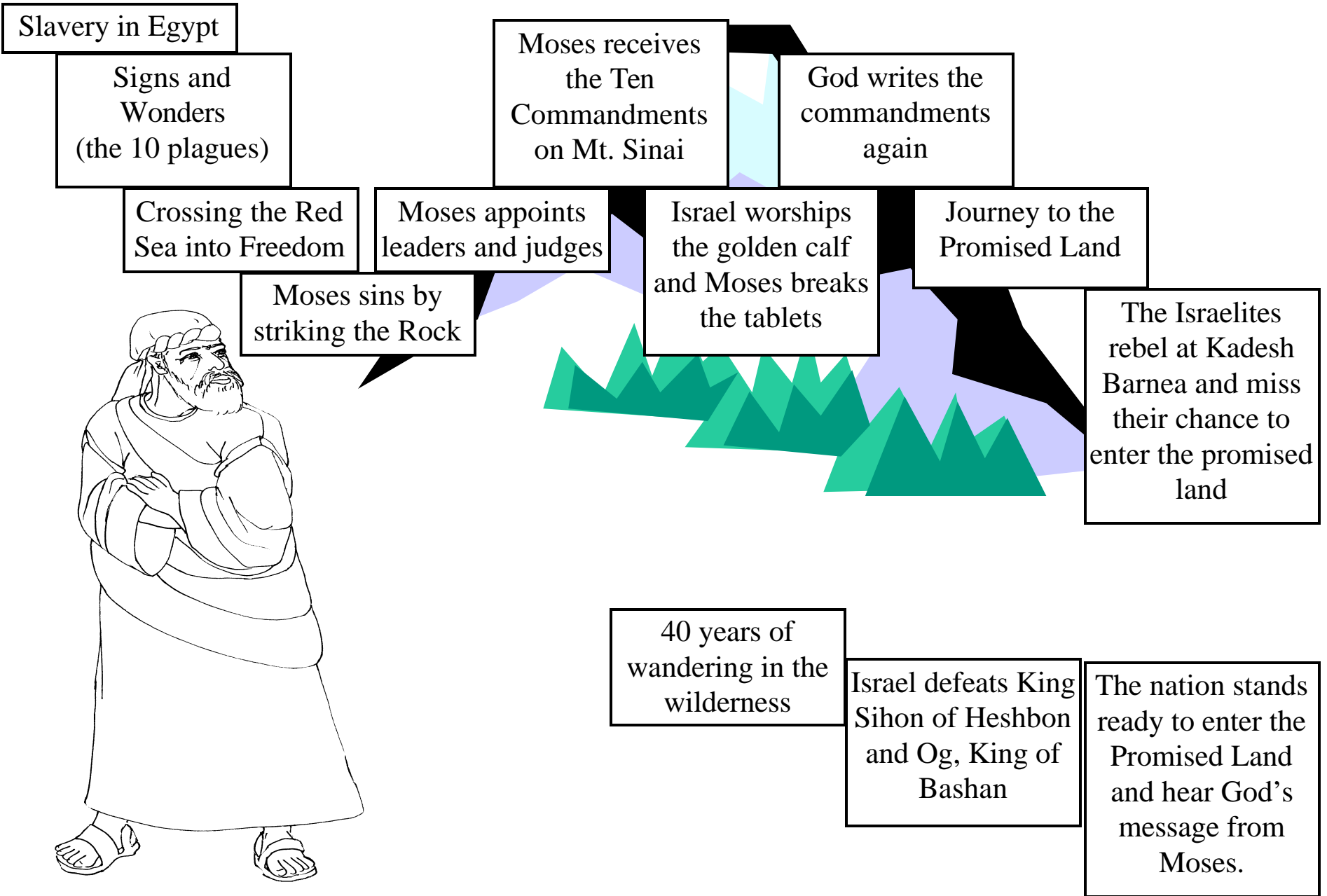


# Remembering God's Blessings






# Moses Remembers - Time Line





**Don't forget  
God**

*How do we remember God,  
and how does He respond  
when we do?*



*Prayer*

*During Trials*

*Thankful Hearts*

*Confession*

*Obedience*

*Serving*

*Provisions*

*Strength*

*Mercy*

*Forgiveness*

*Blessings*

*Successful Ministry*

# Moses' Farewell Address



25. What did Moses do to the golden calf? 9:21
26. Where were the second set of tablets to be placed? 10:1-2
27. What was this ark made out of? 10:3
28. Where did Aaron die? 10:6
29. What body of water did they have to cross to get to the Promised Land? 11:8
30. What was promised to the Israelites if they kept God's commands? 11:13-14
31. Where were they to write the commands of the Lord, so they wouldn't forget them? 11:20
32. Where were the blessings of the Lord to be proclaimed from? 11:29
33. Where were the curses of the Lord to be proclaimed from? 11:29
34. What were they to make sure to do when they took possession of the land that God had given them? 11:32

## Passage Review Questions

### Deuteronomy 1 - 11

1. What were the names of the two kings that were killed by the Israelites in 1:4?
2. Who did God promise would see the Promised Land? 1:35-36
3. Was Moses allowed to see the Promised Land? 1:37
4. When the Amorites chased the Israelites, what were they compared to? 1:44
5. What did the Lord do to the Israelites during the wanderings in the desert? 2 answers. 2:7
6. How many years did it take the entire generation of fighting men to be completely eliminated from the camp? 2:14-15
7. How many cities were taken in the battle of Bashan? 3:4
8. What mountain did Moses go up on to look at the Promised Land? 3:27

9. What was NOT to be done to the commands that the Lord was going to give? 4:2
10. Why were the Israelites to follow God's decrees so carefully? 2:6-8
11. Where were the cities of refuge for the Reubenites? For the Gadites? For the Manassites? 4:43
12. Who wrote the Ten Commandments on the stone tablets? 5:22
13. What were the things that the Lord gave to the Israelites that they did not build, provide, dig or plant? 6:10-12
14. During the wanderings, where did the Israelite children test the Lord? 6:16
15. What are the names of the nations that were driven out of the land mentioned in 7:1?
16. What were the Israelites NOT to do with these nations? 7:2-4

17. If the Lord's laws are kept, what will He do to His people? 7:13-15
18. In humbling his people, what did the Lord give them to eat? 8:3-5
19. Describe the Promised Land! 8:7-9
20. Was the land given to the Israelites because of their righteousness? 9:5
21. How did God write on the stone tablets? 9:10
22. How long was Moses on the mountain? 9:11
23. What did the Israelites build that caused God to become very angry with them? 9:12
24. What did Moses carry down off of the mountain? 9:15

# The "Pull" of the World



A large rectangular area with a dashed border, containing five horizontal lines for writing.

## God's Desire for Me!!

There are two verses to this. I've given you the first part of the verse. Begin with the letter "f" and circle every other letter. Put the circled letters on the blank spaces. To decode the second part, put a line under every other letter beginning with the letter "a" and put those letters on the second set of blank spaces.

FAENADRTTOHOEBLSOERRDVYEOTUHREGLO  
ODRTDOSWCAOLMKMIANNADLSLAHNIDSDW  
EACYRSETEOSLTOHVAETHIAMMTGOISVEIR  
NVGEYTOHUETLOODRADYYFOOURRYGOUD  
RWOIWTNHGAOLOLDYDOEUURTHEERAORNT  
OAMNYD1W0I1T:H2A1L3L

And now, O Israel, what does the Lord your God ask of you but to

-----,

-----,

-----,

-----

-----

your soul

----- !

----- "

-----

----- :

# Beware!!

There are many types of warning signs that alert us to potential dangers. For our own safety, we must pay attention.

God warned His people of a very grave danger. You will find it in Deuteronomy 6:12 (and repeated in 8:11).



Each student will need two copies. Color them with yellow, orange, and red. Cut out the signs. Glue them back to back with a Popsicle stick extending from between at the bottom.



# If You Obey...


Moses told Israel how much God loved them. He wanted to bless them, but He required their obedience. These are some of the blessings God promised to His people if they kept His commandments.

## ACROSS

- 1 You will **(consume food)** and be satisfied. Deut. 11:15
- 2 God will send **(precipitation)** on your land in its season. Deut. 11:13
- 3 Other nations will see your wisdom and **(comprehension)**. Deut. 4:6
- 4 You will take over the good land that the Lord **(vowed)**. Deut. 6:18
- 5 Your numbers will **(become greater)**. Deut 7:13
- 6 It will go well with you and your **(offspring)**. Deut. 4:40
- 7 God will **(make happy)** you. Deut 7:13
- 8 You will increase greatly in a land flowing with milk and **(sweet stuff bees make)**. Deut. 6:3

## DOWN

- 1 You will increase greatly in a land flowing with **(drink from cows)** and honey. Deut. 6:3
- 2 God will bless the **(baby cows)** of your herds. Deut. 7:13
- 3 God will bless the **(baby sheep)** of your flocks. Deut. 7:13
- 4 You will live long and **(have success)**. Deut. 5:33
- 5 God will prolong your **(units of 24 hours)** in the land. Deut. 5:33
- 6 No one will be able to **(upright position on feet)** against you. Deut. 11:25
- 7 The LORD will drive out these **(large people groups)** before you. Deut. 11:22
- 8 God will bless the **(agricultural produce)** of your land. Deut 7:13
- 9 God will **(care with affection)** you. Deut 7:13
- 10 The LORD will keep you **(unhindered)** from disease. Deut. 7:15



*Do not add to what I command you and do not subtract from it, but keep the commands of the Lord your God that I give you.*

*Deuteronomy 4:2*

*Hear, O Israel: The Lord our God, the Lord is one. Love the Lord your God with all your heart and with all your soul and with all your strength.*

*Deuteronomy 6:4-5*

*Observe the commands of the Lord your God, walking in His ways and revering Him.*

*Deuteronomy 8:6*

*You may say to yourself, my power and the strength of my hands have produced this wealth for me. But remember the Lord your God, for it is He who gives you the ability to produce wealth, and so confirms His covenant, which He swore to your forefathers, as it is today.*

*Deuteronomy 8:17-18*

*Acknowledge and take to heart this day that the Lord is God in heaven above and on the earth below. There is no other.*

*Keep His decrees and commands, which I am giving you today, so that it may go well with you and your children after you and that you may live long in the land the Lord your God gives you for all time.*

*He humbled you, causing you to hunger and then feeding you with manna, which neither you nor your fathers had known, to teach you that man does not live on bread alone but on every word that comes from the mouth of the Lord.*

*Deuteronomy 3:3*

*When you have eaten and are satisfied, praise the Lord your God for the good land He has given you.*

*Deuteronomy 8:10*

*To the Lord your God belong the heavens, even the highest heavens, the earth and everything in it.*

*Yet the Lord set His affection on your forefathers and loved them and He chose you, their descendants, above all the nations as it is today.*

*Deuteronomy 10:14-15*

*Walk in all the way that the Lord your God has commanded you, so that you may live and prosper and prolong your days in the land that you will possess.*

*Deuteronomy 5:33*

*Knowing then in your heart that as a man disciplines his son, so the Lord your God disciplines you.*

*Deuteronomy 8:5*

*And now, O Israel, what does the Lord your God ask of you but to fear the Lord your God, to walk in all His ways, to love him, to serve the Lord your God with all your heart and with all your soul and to observe the Lord's commands and decrees that I am giving you today for your own good?*

*Deuteronomy 10:12-13*

*Love the Lord your God and keep His requirements, His decrees, His laws and His commands always.*

*Deuteronomy 11:1*

# What Does God Want From Me?

And now, O Israel, what does the Lord your God ask of you but to fear the Lord your God, to walk in all His ways, to love Him, to serve the Lord your God with all your heart and with all your soul, and to observe the Lord's commands and decrees that I am giving you today for your own good? Deuteronomy 10:12-13

Break up the above verses line by line and write these down in the column on the left. Discuss in your small group ways to take action on each one of these this week.

Passage	Action this week

Why does God ask these things of us?

---

**If we are obedient, God can use us effectively!**

Parents, please go over this worksheet with your children and send it back with him/her this Sunday.

# Baton of Faith

- ♦ Read Deuteronomy 6:4-9 as a family.
- ♦ Share your testimony with your child- how you got saved, when, where, how old you were, etc...
- ♦ What are some ways in which God has worked in your family? (i.e., answered prayers, protection from harm or danger, spiritual growth)
- ♦ Share your goals with each of your children- what you want them to be like, what character qualities you desire to see in them.
- ♦ Pray together as a family and ask the Lord to help you pass along the “baton of faith” to your children.