

June 15, 1997

4's, 5's & K

The Most High God Has the Best Plan!

Daniel 9-12

3DAN40PK

Materials I Need:

Memory Work:

The Prophet - *Daniel*

The Principle - *The Most High God has the best plan for all people.*

The People - *Israelites living in exile around Babylon*

God's Attribute - *God is the Most High Ruler.*

Aim Questions:

1. What are the names of our prophet and his three friends? (Daniel, Shadrach, Meshach, and Abednego)
2. What did Daniel understand as he read God's Scriptures? (The seventy year captivity was over.)
3. What did Daniel do when he remembered God's promise? (He fasted and prayed, confessed Israel's sin and asked for mercy for the Israelites.)
4. How did God answer Daniel's prayer? (He showed him a vision of what would happen to Israel in the future.)
5. How many years would it be before the "Anointed One" would come to rule in Israel? (Seventy sevens or 490 years)
6. Who is the "Anointed One"? (Jesus, the Good Shepherd King)
7. Who has the best plan for all people? (The Most High God)


 Hook:


Daniel Center: In today's Bible Adventure, Daniel is an old man. Even though he is old, Daniel continues to obey God. He continues to pray. He continues to trust God in all things. Prepare the children to hear of old Daniel at this center. Let them dress in simple Bible clothing. Then bring in things like walking canes or perhaps a wheelchair. (Okay, they probably didn't have wheelchairs in Bible times. You can educate and build respect for the elderly of today with the wheelchair while teaching about Daniel.) Even though people's bodies get old, God Most High still has a plan for them. We will find out, today, God's plan for Daniel.

Time Line Center: (3DAN40ECGF6) We have been learning about different prophets and their messages to different people. These messages were given at different times, too. Today, God tells the prophet, Daniel, a message that will happen a long time into the future. Give the children some perspective on time at this hands-on time line center. Follow the directions and use the GF6 pictures included.

Looking to the Future Center: Plan a party or activity for the end of class time. Make popcorn balls that will have to wait to be eaten. Blow up balloons and attach ribbon streamers. Hang the balloons out of reach. They will have to wait for the party to be played with. Talk about planning ahead for the future. The future is something that has not happened yet. As some finish making the popcorn balls, pick their names out of a basket and ask them to share one thing that hasn't happened but that they are looking forward to happening. We are looking forward to the party later in this

class. Talk about the fact that in the Adventure, today, Daniel is going to find out something that will be in his future. I wonder what it is going to be?


 **Jeremiah Review Center:** Daniel remembered what the other prophets said about the promised Most High Ruler. He remembered what the prophet Jeremiah said. Jeremiah was another man God used to tell the people God's promises. Look through your Jeremiah lesson packet. Copy pictures that remind you of the things you learned. Staple the pictures together in a book and look at the pictures with the children.


 **“Who Is God?” Center:** Play Christmas music and read books about the Christmas story. Ask the Children's Department to provide the vinyl nativity scene for the children. Remind the class that we celebrate baby Jesus' birth at Christmas. But the truth of the Christmas story is in the Bible for us to read all year round! Jesus is the Most High God, born as a baby. Jesus is the same God that Daniel prayed to, only Daniel couldn't see Jesus with his eyes. Put a tiny paper crown on top of the manger in the nativity scene to help the children begin to connect the events at Christ's birth to the time of Daniel. (Note: Cut a crown from yellow or gold paper.)





Book:

Presentation Ideas -

 Show the 3DAN40ECGF1, 3DAN40ECGF2, 3DAN40ECGF3, 3DAN40ECGF4, 3DAN40ECGF5 pictures to the class as you tell the story. Put all the pictures on your lap and turn over the appropriate one as the story unfolds.

 Show the pictures of previous prophets from previous lessons that tie into this story. Every prophet had a message for the people from God. Every prophet gave the people a warning and a promise. Daniel was about to see one of the promises come true. You can be sure God will keep all His promises.

 Use the overhead projector to tell the story. Copy the pictures you intend to use onto transparencies. Use colored markers to highlight details of the story as you tell it. You will want to practice telling the story and decide which pictures you will color at which time well before class on Sunday.

 Place all the story pictures in a line on an easel in front of the children. Use a long pointer stick to direct attention to the details as the story unfolds.

Bible Adventure -

(Show a picture of Daniel and his friends.) Who remembers the names of these four men? How did Daniel and his friends grow strong and wise? They obeyed God's Word even when no one was watching. *(Show the picture of King Nebuchadnezzar's dream.)* Who is the only one who knows what you are thinking and knows what will happen tomorrow? *(Show the picture of Shadrach, Meshach and Abednego in the fiery furnace.)* Why did they get thrown into the fire? They obeyed God and would not worship an image. *(Show King Belshazzar looking at the hand writing on the wall.)* Did King Nebuchadnezzar's son, Belshazzar, believe in Daniel's God? No, King Belshazzar praised the gods of gold and silver and God took the Babylonian kingdom from him. *(Show King Nebuchadnezzar's dream of the gold head and the silver chest and arms.)* Darius of the Medo-Persian kingdom took over as king over the Babylonians. What did Daniel do three times a day that kept him growing in wisdom even when he got to be eighty years old? *(Show the picture of Daniel praying.)*

Daniel did something else besides pray three times a day. He worked diligently as the administrator for King Darius. He did the best job he knew how to do every day. Daniel also studied the Bible. *(Show the GF1 picture of Daniel reading the book of Jeremiah.)* Daniel knew what God had told Jeremiah. Daniel knew that God had promised to bring the Israelites back to their own land after they had been exiles serving in Babylon for seventy years. He thought that it must be about time for the Israelites to go back to their own land.

What do you think Daniel decided to do? Did he start packing his bags? Did he get the people all excited? Did he go through the streets saying, "Get ready! We're going back soon!?" No, Daniel prayed

to God. Daniel prayed like he had never prayed before. (*Show the GF1 picture of Daniel praying.*) He took off his fancy royal purple robe and put on scratchy sackcloth. This meant he was serious about his prayers. He quit eating food so he could spend more time talking to God. This is called “fasting.” Daniel was sorry for the sins of the Israelites. It made Daniel sad to think that they didn’t listen to God and obey Him. They had chosen to worship idols. Daniel wanted to talk to God about all of this. On his knees very seriously praying, Daniel told God how sorry he was that the Israelites had sinned against Him.

Daniel prayed to God, “Oh Most High Lord, you are great, like Joel said.” (*Show a picture of the prophet Joel.*) You are glorious, like Ezekiel saw in his vision. (*Show Ezekiel and the Lord of Glory.*) You keep Your promises. (*Show Jeremiah.*) You kept Your promise to punish us when we disobeyed. We are covered with shame because of the wrong things we have done. Everyone laughs at us because we are scattered all over Babylon and Assyria. You are slow to anger (*Show Nahum.*) but we deserved our punishment. We know you are full of mercy. (*Show Jonah.*) We don’t deserve Your help, but for the sake of Your name, please restore Your holy hill. Set Jerusalem apart once more so that Your name will be praised throughout the world.”

When you want to get a message to someone, what do you do? You might write them a letter, you might call them on the phone, or you might walk to their house and talk to them. Maybe you are going to be singing in the church service in a few weeks and you want your grandma and grandpa to come and hear you. You might just call them on the phone to invite them. You would give them the message over the phone. God had two messages He wanted to get to Daniel. God chose one way to tell Daniel one message and another way to tell the other. Let’s find out what happened.

(*Show the GF1 picture of Daniel praying.*) While Daniel was still praying for Jerusalem, God sent an angel to Daniel. This was the first way God was going to get a message to Daniel. The angel’s name was Gabriel. Gabriel said to Daniel, “As soon as you began to pray, God answered your prayer. I have come to give you understanding and tell you what will happen in the future. There will be seventy ‘sevens’ from the time the king gives the order to rebuild Jerusalem until the Anointed One, the King, comes to rule in Jerusalem.” Daniel was deep in thought. What did the angel mean? As he thought, he realized that the new king, Cyrus, would give an order for the Israelites to go back and build the wall around Jerusalem. Four hundred and ninety years later the Anointed one would come to be the Good Shepherd King. Daniel was excited! What a promise from God!

God did keep His promise because four hundred and ninety years after King Cyrus, Jesus was born in Bethlehem. Jesus the Good Shepherd King was born just when God said He would be born. (*Show the GF2 picture of the star and the wise men.*) Do you remember the wise men who came from the East to find the King of the Jews? People in Persia remembered Daniel’s prophecy four hundred and ninety years later. They remembered God’s words to Daniel. When the wise men saw the star, they followed it to Jerusalem to worship the King. God had told Daniel the prophecy and it happened just as He said.

Do you and your family ever sit down and talk about what is going to happen in the future? Does your mother ask you what you want to do on your birthday that is coming up soon? Do you talk about who to invite, what to eat and what to play? When you talk about your birthday before it happens, you are talking about the future. Do you talk about where you will take a trip in the summer? Do you plan ahead where to go camping and what to take on your trip to the mountains? Do you talk about where you will go to school in the future? God wanted to talk to Daniel about something that was going to happen in the future. This time God gave Daniel a message in a vision. God put a picture in Daniel’s mind to help him understand something else that was going to happen in the future.

Daniel was fasting and praying by the side of the Tigris River. He looked up and saw a vision of a man dressed in linen, with a belt of the finest gold around his waist. This man’s body was shining like a chrysolite gem, his face was like lightning, and his arms and legs were gleaming like bronze. Daniel’s face turned pale and his knees started shaking. The “man” said to Daniel, “Don’t be afraid, Daniel. God heard your prayers. I have come to explain to you what will happen in the future.” He then explained the truth of what God would do in the future. (*Show the picture of King Nebuchadnezzar’s dream.*) He said, “After the Babylonian kingdom (*the gold head*) was smashed by the Medes and Persians, (*the chest and arms of silver*) another kingdom will come to smash them. This kingdom will be Greece. (*Show the belly and thighs of bronze.*) After King Alexander and the Greeks have ruled for many years, the kingdom of Rome (*Show the legs of iron and feet of clay.*) will rule over Jerusalem. There will be many kings and many kingdoms, but God has a plan for Jerusalem. While the Romans are ruling over Jerusalem, the

Anointed King will come.” That king is Jesus and it happened as we just heard. He was born at God’s promised time.

The “man” continued telling Daniel, “The Anointed One will be gone for a time, but later, at the exact right time, He will come back to Jerusalem and set up His forever kingdom.” What an amazing prophecy! Jesus was gone from Jerusalem for awhile when he died and went to heaven, but He will return to Jerusalem to be the best King there could ever be! During the 490 years before Jesus was born and all this time until He returns, God has had different kings and presidents that run all the countries in the world. Queen Elizabeth is the ruler over England. President Clinton is the ruler for the United States of America. These rulers have a lot of power, but God is the Most High over all the rulers of the world. In the future, God will have King Jesus rule all the nations.

Daniel was surprised and happy to hear that Jesus would return and be king of God’s forever kingdom. Daniel still had some questions. He wanted to know more so he could tell everyone exactly when all these things would happen. The “man” said, “Daniel, the wise people who love the Most High God will understand what I have told you, but the wicked people will not understand. Keep trusting God who has the best plan for you.” That is exactly what Daniel did. He trusted the Most High God all the days of his life.

Just as you look forward to your birthday celebration every year and talk about it a lot at home, we look forward to Jesus’ birthday celebration every year on Christmas Day. Now there is another day we can look forward to. We don’t know when Jesus will return because God didn’t tell Daniel the exact day. We just know that Jesus will return to Jerusalem and be the Most High King forever. What a great day that will be when we can all be with Jesus!

I want to be like Daniel, spending time praying to God and studying the Bible. I want to be like Daniel, obeying God all my life. I want to be like Daniel, trusting God to have the best plan for my life. I want to be like Daniel, believing and looking forward to the day when Jesus returns to be the Most High Ruler, remembering that God always keeps His promises.

Prayer: Most High God, Your words are the truth because You are the best promise keeper. You promised us that Jesus would return and rule and we thank you for that promise. We look forward to it. Thank you for having the best plan for all of us. I want to listen to Your words and obey them. I want to love You with my whole heart. In Jesus’ name, Amen.



Look:




“Growing In Trust” Egg Carton Craft Center: (3DAN40ECGF7) Follow the instructions and order the supplies on the GF7 page. The angel, Gabriel, saw the vision of the rebuilt temple and the future (forever) King. After sticking the pictures into the egg carton, ask the children to tell what is happening in the pictures. Ask, “What happened to the Israelites when Jerusalem was burned down? Why do you think the child has a mad face? What did God promise He would do after seventy years? Why do you think the child has a happy face?” Daniel trusted God and obeyed His Word every day of his life. He grew in wisdom and understanding. Take home the little flower garden to remember to grow in trust for the Most High God.





God’s Promises Craft Center: (3DAN40ECGF8) Order the supplies you will need and help the children assemble the craft according to the sample and directions. Remind the children of the promises that God will keep to the Israelites. Some of the promises we have already seen. Some of the promises we have to trust will happen just as God said sometime in the future. Either way, we can be sure that God has the promised plan for the promised land!





Story In a Bag Craft Center: (3DAN40ECGF11) Copy all the figures and cut apart without coloring. Place all the cut apart figures in a small lunch sack. On class day, let the children color the figures, decide how the figures were used in the Bible story, and decorate the outside of the bag to look like a scenery background. After all the materials are colored, the children can recreate the story using the figures and paper bag scenery. They can add their own dialog from the story. They can remember God’s promises to Daniel.


 **Digging In Rice Center: (3DAN40ECGF7)** Copy the four egg carton craft pictures. Make three or four sets on cardstock. Then bury the pictures in rice so the children cannot see where you buried them. A large plastic bin filled with uncooked rice is available from the Children's Department. Place a large blue tarp under the bin to catch accidental spills as the children dig through the rice looking for God's promises to the prophet Daniel. Talk about how the Israelites felt when they were taken to Babylon. Talk about how they felt when they returned to Jerusalem after seventy years.


 **Art Center:** Trace around each child's hand on construction paper pre-cut to 3" x 4." Punch two holes into the paper on either side of one of the fingers of the hand. Let the children lace a length of ribbon through the two holes and tie a bow on the front of the picture. This is a "To Remember God's Promise Ribbon." Talk about the promise in the Adventure today that we want to remember.

 **God Keeps His Promise Game Center:** Play this game just like Ring-Around-the-Rosie, using the same melody and actions only changing the words to "God keeps His Promises! (Join hands and walk in a clockwise direction.) God keeps His promises! (Continue walking.) Jesus will rule! (Fall to the ground.) Just like Daniel said!" (Add this extra verse using the same melody as the previous phrase. Bow to King Jesus.)

 **Coloring Center: (3DAN40ECGF3)** Let the children color the picture of Daniel aging over the years in exile. His mind and his heart continued to be set on choosing God. Read the words to the children, "I choose to obey God!"

 **Snack Center:** "Daniel prayed about everything three times a day. Daniel talked to God about a lot of things. Do you think Daniel thanked God before he ate? Let's thank God for our snack right now." Bring frosted or unfrosted sugar cookies cut in the shapes of angels. Remind the children of today's Bible Adventure story. The angel, Gabriel, came to explain the vision Daniel saw of the rebuilt Jerusalem and the promised King.

 **Quiet Center:** Play the Christmas music again quietly. Ask the children to sit, keeping their bodies still, listening to the words of the Christmas hymns. God told the prophet Daniel the forever King would be born. Jesus is the forever King.

 **Missionary Center:** Have the children make a batch of Spiced Tea powder to send to the class missionary. You can find the recipe on the back of a Tang jar. Bring all the ingredients pre-measured in large unbreakable bowls. Bring one empty bowl. Let the children have fun transferring the ingredients from one bowl to another using small Dixie cups. All the ingredients will get mixed together. Tell the children you will send a letter to the missionary promising the Spiced Tea will come in the mail. We learned today that God made promises to Daniel. He said He will fix the broken wall around Jerusalem and He will send Jesus as the forever King. God always keeps His promises.

Spiced Tea (Add 1-2 tablespoons per cup of hot water.)

- 2 cups Tang
- 1 cup instant tea
- 1/2 teaspoon ground cloves
- 1 teaspoon cinnamon
- 1 package sweetened lemonade
- 1 cup sugar



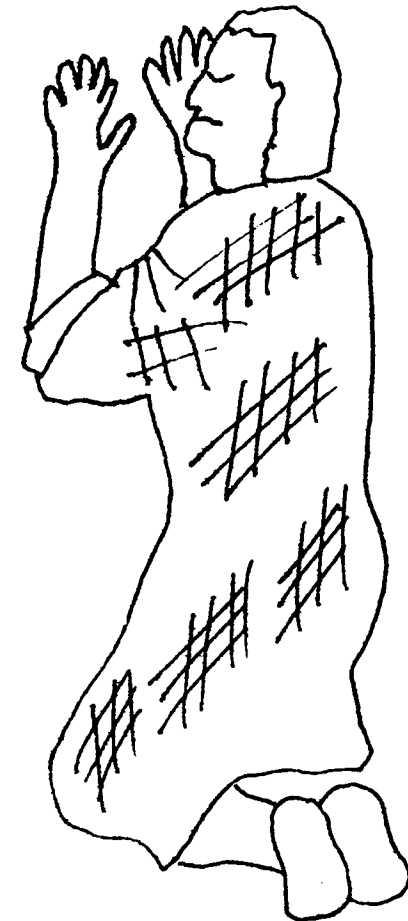
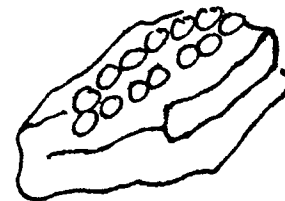
Took:


- Know & Do:** We know Daniel prayed often. We do want to pray like Daniel did. Draw a large clock on a piece of butcher paper. Do not draw the hands on the clock. On twelve pieces of paper, write twelve promises God made through the prophet Daniel. Call up children to put their hands in the center of the clock. Have them turn their hands to a number on the clock. For whichever number is chosen, read the corresponding promise. This is how we should pray, believing God for His promises! As the Holy Spirit directs, try to tie the promise into a promise God makes to the Christian.
- Review Aim Questions:** Tape a picture of the prophet Daniel onto a large cardboard box. Let the children take turns throwing a bean bag into the box and answering the Aim Questions.
- Promises, Promises:** Talk to the children about making and keeping promises. Have they ever told a friend that they promise they would give back a toy later? Have they ever promised their mother that they would take a nap when they were supposed to? God told Daniel that Jesus would return to be King and rule. God is the best promise keeper. Let's practice being promise keepers today! Ask children to do different tasks around the room. They respond with "I promise to..." Have them follow through with their promise. Incorporate other appropriate tasks.
- Matching Center: (3DAN40ECGF9 & 3DAN40ECGF10)** Use this last lesson on the life of Daniel to review some or all the prophets we have studied so far. Copy the GF9 and GF10 pictures and cut them out on the dotted lines. Place all face up on top of the table. Let the children match the pictures they find. As the matches are found, say the name of the prophet and the message he brought to the people.

Daniel knew Jeremiah's prophecy that the Israelites would return to their homeland after seventy years in Babylon.



Daniel took off his fine clothing and gold necklace, put on sackcloth, and prayed to the Most High God.





**As Daniel was praying,
the angel Gabriel came
to give God's prophecy.**

**"There will be
490 years
until the Anointed One
comes to rule in Israel."**

**Wise men from the East
remembered God's prophecy
and came to worship the
King of the Jews.**

**490
years**


70 sets of 7 years

Daniel set his heart and mind to trust the Most High God his whole life.



**God helped Daniel choose to obey all his life. Daniel trusted God to keep His promise.
Circle the things in the three pictures that are different. What things changed? What stayed the same?
Circle the good word "obey" above each Daniel.**

Daniel's Vision Craft



Place Jesus sticker here

See 3DAN40ECGF5 for instructions.

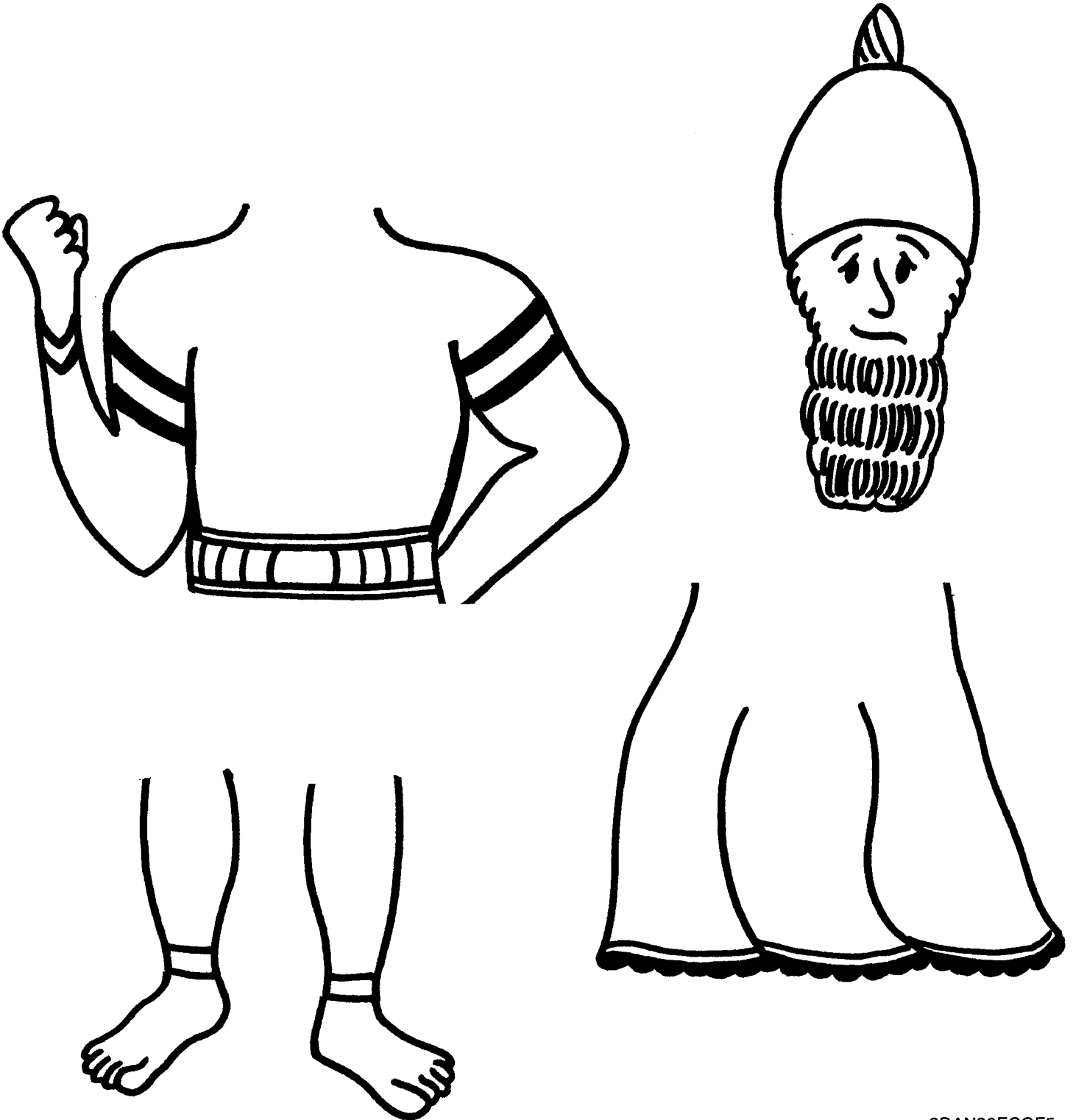
Daniel's Vision Craft

Color the helmet gold, the chest and arms silver, the skirt bronze, and the legs and feet black for iron. Cut out the body parts and tape them separately at the side of the GF4 statue. Tape the GF5 body parts in such a way that they can be laid over the GF4 statue to hide the kingdom beneath.

Practice uncovering the kingdoms by lifting up each flap and identifying the kingdom.

After reviewing the kingdoms, explain that Daniel prophesied that the forever king would come to rule in Jerusalem. Ask the children, "Who is the forever king?"

Jesus came to rule in Jerusalem and will come again to be the forever king of every nation.





Israelites worshiped the idol Baal.

Time Line
Center

Glue cut-up days
from a calendar
onto a long piece
of butcher paper.




Israelites are taken to Babylon.

Butcher Paper Time Line →




Jesus carrying the cross to Calvary.



Cut out the pictures
on this page and
let the children
glue them to
the butcher paper
time line.
Then let the children
draw pictures and
put them in the
appropriate place
on the time line.
Examples of pictures
they might draw:
Jesus in a
manger,
the prophet Jonah,
their own family,
a computer, or
a space ship.

3DAN40ECGF6

Jesus ascends into heaven.



Growing in Trust in the Most High God




WHAT YOU NEED

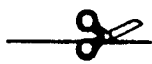
egg cartons scissors
craft sticks paste or glue
green crayons or markers
paper muffin liners in various colors



BEFORE CLASS




Cut egg cartons into four-cup sections. Invert and make a slot large enough to fit a craft stick in the top of each egg cup.



WHAT TO DO

1. Let the students color the craft sticks green to be the stems.
2. Help the children paste the four pictures on this page on the inside of the four muffin liners.
3. Help the children paste the bottom of the muffin liners to one end of each craft stick.
4. Stick the craft sticks into the slots on the egg carton with the "flowers" facing outward.
5. When the crafts are finished, talk with the students about how God kept His promise to send the Israelites to Babylon and He kept His promise to take the Israelites back to Jerusalem after seventy years. Daniel grew in trust for the Most High God.
6. This little flower garden will remind me to grow in trust for the Most High God.



God's Promises Message Holder

Daniel knew that God would keep His promise to bring the Israelites back to Jerusalem after seventy years.

This helpful craft can accomplish two important purposes: 1. To help your twos and threes begin to understand that God loves them and keeps His promises, and 2. To provide a useful message holder to take home for parents to use at home.



WHAT YOU NEED

poster board
glue
spring-type clothespins
self-adhesive strip magnets
stickers
crayons or markers
lace, rick-rack or other trimming



BEFORE CLASS

Cut poster board into 5 by 7-inch rectangles for each child. Write the words "God Keeps His Promises" across the top.



WHAT TO DO

1. Allow the children to decorate their poster board as they wish, using crayons, markers, stickers, etc. If desired, children may be assisted in gluing lace, rick-rack or other trims around the edges of the poster board.
2. Assist the children in gluing the clothespin on the center of their rectangle.
3. When the glue on the clothespin is dry, turn the holder over and attach the self-adhesive strip magnets. The children may take their crafts home for parents to display on the refrigerator.
4. After the crafts are completed, talk to the children in simple terms about some of the promises God made. Include in your discussion such things as God's promises of day and night, seasons, His love for us, etc.

Prophets Matching Center



Daniel
set his mind
and heart
to obey God.



The Most High
God has the
best plan for
all people.



Ezekiel praised
the Lord of Glory
with words
and actions.




God is the
glorious
Lord.



Jeremiah was
sad because
the Israelites
would not
change to God's
right ways.



God's
right ways
do not
change.




Habakkuk
trusted in
God to have
the right
plan.




God has
the right
and best
plan.

Copy the page and cut on the dotted lines. Let the children match the prophets' faces.
Talk about what the prophets tell us about God.


Prophets Matching Center




Hosea was faithful to his wife who ran away from home.



God is faithful to His children.




Isaiah knew that God is the only Savior.




Jesus is God the Savior.




Micah knew that God is the just and fair judge.



God is just and fair with all people.





Zephaniah said that God corrects the proud and helps the humble.




God is the Judge who corrects the proud.


Copy the page and cut on the dotted lines. Let the children match the prophets' faces. Talk about what the prophets tell us about God.



King Nebuchadnezzar



Shadrach, Meshach & Abednego



**King Darius
the Mede**