

May 31, 1997

Daniel 3

4's, 5's & K

3DAN37PK

The Most High God Has the Best Plan!

Materials I Need:

Memory Work:

The Prophet - *Daniel*

The Principle - *The Most High God has the best plan for all people.*

The People - *Israelites living in exile around Babylon*

God's Attribute - *God is the Most High King.*

Aim Questions:

1. Do you remember the names of our young prophet and his three friends? (Daniel, Shadrach, Meshach, and Abednego)
2. What did King Nebuchadnezzar have built by Babylon and how big was it? (An image of gold ninety feet high and nine feet wide)
3. What did the king command everyone to do? (Bow and worship the image when they heard the musical instruments playing)
4. What did King Nebuchadnezzar do when Shadrach, Meshach, and Abednego refused to worship the statue? (His soldiers threw them in the fiery furnace.)
5. Were Shadrach, Meshach, and Abednego afraid of the fire? (No, they trusted God to save them and were willing to die rather than worship an idol.)
6. What happened to the men? (They walked out of the fire without even smelling like smoke.)
7. Why did King Nebuchadnezzar praise the Most High God? (He saw that God sent His angel to rescue His three servants.)


 Hook:


**Daniel Characters Play Center:** Have the children's workers cut 9" circular disks from pieces of colored foam. The children can have fun throwing the disks in the classroom or in a safe space outside. Pair up several children with the teachers in the class. Give each group a disk. Teachers in the groups say the names of the characters from the Bible book of Daniel as they throw a disk to the children. The characters we have studied so far are Daniel, Nebuchadnezzar, Shadrach, Meshach, and Abednego. Have the children repeat the names, as they are able, and throw the disk back to the teacher. Say the names slowly and often. Concentrate on one name if you have to. Pray that hearing the names of the characters during the Hook time will help the children to understand God's words during the Bible Adventure.


**Relevant Puzzle Center:** Many young children like puzzles. There are puzzles available in every classroom every week. You might also make new puzzles that pertain specifically to the Daniel lessons. Recycle any left-over craft pictures from previous Daniel lessons. They could really be from any section of the lessons, Hook, Book, Look, or Took. Just use what you have. The papers are mounted onto poster board, decorated as desired, and cut into simple puzzle shapes. Voila! You have puzzles that will reinforce the study of Daniel. Even if you don't make your own puzzles, don't miss opportunities to prepare the children to hear God's Word today. Ask questions like, "Are you building a puzzle, Sam?" Make comments like, "King Nebuchadnezzar will build something in

today's Bible Adventure." Ask again, "Do you remember who King Nebuchadnezzar is?" Make this play time a creative teaching time. The children will not even realize they are learning!

---

 **Hot & Cold Collage Center:** Using catalogs, ask children to find pictures of things that get hot and some that are cold. Help the children arrange them on a sheet of paper from coldest to hottest. Talk with children about times they may have touched a very hot item. Do they remember ever being burned by something? What did their moms do? Listen to our Adventure today for something that is very, very hot.

 **Blindfold Game Center:** Taking turns with each child, blindfold them and tell them to trust you to lead them somewhere in the room. Talk about how they have to trust you to not take them anywhere that they might stumble and fall. Take the child to different pictures of hot things. You could use the pictures of hot things the children made during the collage center. Tape the pictures around the room. The children have to guess what they might be looking at before you take the blindfold off. Talk about trusting and that trust is letting God know what is best for you. Who knows what the very best is for everyone of us in this room? Yes! God is the One we can trust to know all about us and what is best for us.


 **Golden Idol Center:** Provide each child with a piece of gold wrapping paper. They can cut or tear out a shape that looks like an idol. Put their name on it and tack them all on the bulletin board to make one big idol. "There is a huge idol in our Adventure today. I think it is even bigger than the one you made, but let's listen in the Adventure and find out about this golden idol."


---





### **Book:**

#### **Presentation Ideas -**

 Show the **3DAN37ECGF1, 3DAN37ECGF2, 3DAN37ECGF3, and 3DAN37ECGF4** pictures to the class as you tell the story. It might be fun to put all the pictures for the Daniel lessons into a brightly bound book. Show the children that the story is taken from the Bible book of Daniel, but tell them you have a picture book to help remember what the Bible says.

 Attach pieces of felt to the backs of the **3DAN37ECGF1, 3DAN37ECGF2, 3DAN37ECGF3, and 3DAN37ECGF4** pictures. Also write out the Aim Questions on strips of paper and attach the felt to the backs of the questions. As you tell the story, place the story pictures onto a felt board. Leave the pictures on the board as you add them, and at the end, add the question strips. Then let the children take turns picking off the question strips and answering them.

 Use an overhead projector to tell the story. Copy the pictures you intend to use onto transparencies. In the classroom, hang a large sheet of butcher paper on the wall. Position the overhead lamp so the pictures are projected onto the butcher paper. As you tell the story, use a black marker to trace part or all of each picture. When the story ends, turn off the overhead. The traced (and enlarged) picture will remain on the butcher paper. Use the enlargement to help the children answer the Aim Questions. Afterwards, let the children color in the tracing with highlight markers.

 Bring a picture of a fireplace. "Are we supposed to touch the fireplace? Why not? What would happen if you touched the fireplace?" (You would get burned.) "Which is hotter, the outside of a fireplace or the inside? What happens to wood that's put into a fire?" Today we are going to learn about a miracle that God performed in a large fireplace to save three godly men.

#### **Bible Adventure -**

*(Sing the first verse of the Daniel song and then show a picture of Daniel and his friends.)* Who remembers the names of Daniel's friends? Who remembers why Daniel and his friends were growing strong and wise? *(They obeyed God even when no one was watching. They obeyed when they were away from home. Show the picture of King Nebuchadnezzar's dream.)* The men in Babylon who were supposed to be wise men didn't know what King Nebuchadnezzar was dreaming because only the Most High God can see the secrets in the dark and see what people are thinking. After Daniel told King Nebuchadnezzar his dream, the king said, "Your God is the Most High God. He knows what will happen in the future." King Nebuchadnezzar was so impressed with Daniel that he gave Daniel and his three

friends the important job of being in charge of many people in Babylon. Other people didn't like that! They didn't want someone from a foreign country to come in and tell them what to do. They became very jealous of Daniel and his friends. They looked for ways to make the king mad at Daniel, Shadrach, Meshach and Abednego. Let's listen and find out what they did.

King Nebuchadnezzar couldn't quit thinking about his dream and the statue. He sat in his big chair, chin on his hand, deep in thought. All he did was think about statues and idols. He had forgotten about the Most High God already. He had forgotten that the all knowing God had given Daniel the meaning of his dream. Instead of thinking about trusting God, King Nebuchadnezzar thought, "I want to make a statue like the one in my dream. It will remind me to worship our Babylonian god, Nebo."

King Nebuchadnezzar was up and down. He said he praised the Most High God and then he didn't. He forgot what was right to do. Let me tell you a way that we might be like King Nebuchadnezzar. Maybe you are asked to take out the garbage every week. You do it once and you are told "thank you" by your parents. They really appreciated the job that you did. The next week, you don't take out the garbage. You just do what you want to do when you know you should do what you were asked to do. King Nebuchadnezzar knew that he should worship the Most High God who had helped Daniel but he soon forgot to do it. What a mistake!

King Nebuchadnezzar called all his helper men together for a meeting. The men had no idea what was happening as they gathered around the table until the king started talking. "I would like for you to build me a huge, giant statue out of pure gold. I want this statue to be ninety feet tall and nine feet wide." The men looked at each other, left the room and began work. They molded and worked on the bright shiny gold. They got it hot and then formed it as they rubbed and smoothed every little part. When they were done, they had made a huge shiny gold statue. (*Show picture of the statue.*) They were anxious to show it to the king and when he saw it, he was happy. He was so proud of the statue that he had a big party to celebrate. At the party were all kinds of musicians. People were playing horns, harps, flutes and pipes. It was a big, happy party. Then the king got up with a message for everyone. It got silent as he spoke. "Whenever the music begins to play, everyone must bow their foreheads to the ground and worship the image. Anyone who does not obey my command will be thrown into a blazing hot furnace." Wow, what a thing to say!

Daniel's three friends heard what the king had to say. Would they worship an idol? No way! Shadrach, Meshach, and Abednego had already decided in their hearts to worship the Most High God and to worship Him only. They knew it was right to obey God's commands. They weren't afraid to trust and obey the Most High God and do what He wanted them to do. When they heard the music playing, what did they do? Did they bow down and worship the idol? No. Not once did they bow down to the idol.

Some of the jealous guys saw the three men standing up. They saw that they didn't worship the idol. Immediately they made a fast path to the king. They stood before the king and said, "There are some Israelites who did not obey your command. They did not bow before the idol." This made King Nebuchadnezzar furious! He said, "Bring those Israelites to me right now!"

As Shadrach, Meshach and Abednego were standing before the king, this is what they heard. "What is this I hear about you not bowing to the idol? Don't you know what happens to anyone who doesn't obey my word?" The three men politely said to the king, "The Most High God has power to save us from the fire. He is more powerful than any idol. But even if we are burned up in the fire, we will never serve your gods or worship the golden idol." That was brave, wasn't it? They weren't afraid to trust and obey God because they knew He had the best plan for them.

This made the king even more furious. You could hear him snorting, ranting and raving. He shouted at his guards, "Heat the furnace up so that it is seven times hotter than usual! Tie these three Israelites with ropes and throw them in!" The guards obeyed. The three men, with their robes, pants, and turbans on, were tied together very tightly. As the guards threw Shadrach, Meshach and Abednego in the fire, the flames were so hot that the guards were burned and died. It was as hot a fire as you could ever imagine.

King Nebuchadnezzar came to see what was happening. The furnaces they used didn't have doors so the king could easily look in and see what was happening. He couldn't believe what he was seeing! There were four men in the furnace, walking around! He leaped to his feet and said to his advisers, "Didn't you throw three men in the fire? I see four men walking around in there and one of them looks

like a son of the gods!" Then, to Shadrach, Meshach and Abednego's surprise, they heard this, "Come out, servants of the Most High God! Come here!" King Nebuchadnezzar was calling them out. They walked right out of the fire and the king sniffed and smelled their clothes. Much to his surprise, there wasn't a hint of smoky smell on them. People gathered around, looking at the men. They couldn't believe it but the men's clothes weren't burned and they weren't harmed in any way. Their clothes and hair all looked the same as before they went into the hot furnace.

Shadrach, Meshach and Abednego trusted in God and not in things or idols. They trusted God to know what was best for them and to save them. Has your dad ever been playing with you and thrown you into the air? You laugh, smile and enjoy it because you trust your dad to be there to save you. In the same way, don't ever be afraid to trust and obey the Most High God who knows everything and can save you. You can trust God to help you wherever you are and whatever you are doing. Maybe you are playing with a friend who breaks a lot of toys. It might be a hard thing for you to do to share your toy with a friend like that, but you know it is the right thing to do. You trust God to help you share when it is the right thing to do.

What do you think King Nebuchadnezzar was thinking when he saw the three men coming out of the furnace looking just like they did when they went in? King Nebuchadnezzar praised the Most High God. He said to the three men, "You trusted in your God rather than serving idols. There is no other god that can save this way! Your God is the most powerful of all the gods." He said this but he still believed in other idol gods, too. "From now on," King Nebuchadnezzar said, "if anyone says anything against the Most High God, I will cut them into pieces and burn their houses down."

God did a mighty miracle, didn't he? He is a wise and powerful God. When you are afraid to obey God and do the right thing, remember Shadrach, Meshach and Abednego. They trusted the Most High God to have the best plan for them even if it seemed like a scary plan.

**Prayer:** Dear Lord, You see everything and know everything that happens in the dark and in the light. You are wise and powerful. I will not be afraid to obey You because You are the Most High God. Your plan is the best plan for me. In Jesus' name, Amen.

---



### Look:



**Eggshell Mosaics Craft Center: (3DAN37ECGF3)** Dye clean, dry eggshells using Easter egg coloring in red, orange, and yellow...the colors of fire. Follow the directions on the package. Allow the eggshells to dry and then crush them into small pieces. On class day, the children can color the GF3 picture using color crayons and glue the eggshells to the outside of the furnace using white Elmer's glue. The Most High God had the best plan for Shadrach, Meshach, and Abednego even though it was a little scary to go in the furnace.



**Rain Painting Center: (3DAN37ECGF4)** Sprinkle a few drops of food coloring onto paper plates. Use Chinet brand or another uncoated plate. You'll want to sprinkle red, orange, and a little yellow or brown food coloring at random on the plate. (The colors are the colors of fire, as in the center above.) Then spray the plate with water droplets using an atomizer or rain drops themselves! (If it is raining outside, take advantage of the water drops to make the designs.) The food coloring will run and smear making a kind of pattern that looks similar to fire. Don't let the plate get totally saturated; allow the food coloring to dry. As it does, color the picture of Shadrach, Meshach, and Abednego using crayons. Finally, cut the furnace out of the rest of the picture and glue it onto the rain colored plate. It should look like the three are standing in the middle of the flames. Talk about why these men were thrown into the fire. They would not bow down to the image King Nebuchadnezzar had built. The Most High God had a plan to save them.



**Furnace Cups Craft Center: (3DAN37ECGF5)** Have the children color the wraparound cup covers. Use fluorescent red highlight markers. These work especially well for the young children who cannot stay inside the lines. The bright markers will add color without distorting the image altogether. After it has been colored, wrap the cover around each cup and glue it. Glue the handles together. Send a recipe for your favorite hot drink inside the cup if you choose not to include a packet of hot chocolate. The hot liquid inside the cup will help the children to recall the story of Shadrach, Meshach and Abednego inside the hot furnace.

**Old Map Center: (3DAN37ECGF6 Stickers)** Cut up old maps and give each child a piece of the map. Maps help us find our way around. God gave us the Bible to help us find our way to Him. We read stories about men like Shadrach, Meshach, and Abednego. We remember the stories we read. Using small toy cars and a pie plate with tempera paint in it, run the car in the paint. Then run the car along a road on the map. The paint will stick to the tires of the car and make lines. Place "I am trusting God" stickers at various places. We can trust God wherever we are.

---

**Smelly Cases Activity Center:** The Children's Department has empty plastic film canisters available at your request. Fill one of the canisters with a kitchen product called Liquid Smoke. Liquid Smoke is available at grocery stores usually next to the ketchup products. Let the children sniff the smoky aroma. This is what something in or near a fire should smell like. Then bring out an empty film canister. Let the children sniff this. There is no smell. God protected the trusting Shadrach, Meshach, and Abednego so much so that there was not even a smell of smoke on the men. Later it might be fun to bring out more smells in other canisters. Saturate cotton balls with different smelling products like perfume, vanilla, popped corn, or chocolate. Return the canisters to the church next week after you have cleaned them, please.

**Musical Parade Center:** Make shakers out of beans between two paper plates that are decorated and stapled together. March to music shaking the shakers and chanting, "I will trust God Most High." Shadrach, Meshach, and Abednego determined to trust in God no matter what would happen in the fiery furnace.

**Coloring Center: (3DAN37ECGF7 & 3DAN37ECGF6 Stickers)** Let the children color the picture of the boy thinking about trusting God. He may be thinking about the Bible story of Shadrach, Meshach, and Abednego like the children heard today. Let the children stick a GF6 sticker on the page to show what the boy is thinking. God gave us the Bible to help us know Him, and by knowing Him we can learn to trust in Him. Our God Most High will give us what we need if we ask.

**"Find God's Rescuer" Center: (3DAN37ECGF4)** Ask the children's workers to Xerox copy the GF4 picture. God sent someone into the furnace to be with Shadrach, Meshach and Abednego. King Nebuchadnezzar thought it was an angel. He said the person looked like a son of the gods. Theologians believe it was a preincarnate appearance of Christ. For preschool children, we will call him God's Rescuer. Have the children help you glue the picture to a paper plate to give the picture stiffness. Take the GF4 picture around the room and hide while the children try to find where you have hidden. You may need to bring large folding chairs or some other physical barrier to hide behind. After you have played hide-and-seek with the "rescuer" a few times, say, "Even though no one saw the "rescuer" before Shadrach, Meshach and Abednego were thrown into the fire and he disappeared when they came out, he was real." At the end of the game, make it very clear that hide and seek time is over. It is no longer good to hide in any of the places the teacher hid during the game. We played this game together so we could have a chance to talk about surprising ways God rescues His people.

**Snack Center:** Let the children cut slices of bread with gingerbread man cookie cutters if you have enough cookie cutters. Otherwise, pre-cut the gingerbread men before class. Let the children decorate three of them using the leftover crusts and pieces of bread. If you use white and whole wheat bread, the contrasting pieces can be used to decorate, and the "glue" can be peanut butter or cream cheese. Have the children attempt to say the names of the three men whom God saved in today's Bible Adventure before eating the snacks. Pray and thank God for the food and safety this day.

**Missionary Center:** Shadrach, Meshach, Abednego were taken away from their homes by force. Even still, God helped them when they needed it. Our class missionary goes away from his home to tell others about Jesus because he loves and trusts in God. He or she wants to tell others! Show the missionary poster of your class missionary. Ask the children again to tell you his or her name and country. Pray that God will help the missionary this week.

**Songs:**



**Daniel, Daniel** (Tune: "Bicycle Built For Two")  
 Shadrach, Shadrach, give me your answer true.  
 Will you do what God has asked you to?  
 Will you bow before the idols?  
 Or trust your God through trials?  
 Then you will know and you'll be wise  
 You will praise the God, Most High.

---



**Shadrach, Meshach and Abednego** Ask to borrow the cassette tape *"The Very Best of the Very Best for Kids"* by the Bill Gaither Trio from the Children's Department. This tape would be fun to play during snack time and rest times.



**Who's the Only God Who Saves?** (Tune: "Nothing But the Blood of Jesus")  
 Who's the only God who saves? No one but the God of Daniel.  
 Who's the only God who helps? No one but the God of Daniel.  
 Oh, He's the Most High God. He has the best plan.  
 Oh, He's the Most High God. He's the only God of Daniel.

Who could tell the king his dream? No one but the God of Daniel.  
 Who could see the secret things? No one but the God of Daniel.  
 Oh, He's the Most High God. He has the best plan.  
 Oh, He's the Most High God. He's the only God of Daniel.

Who could save the men from fire? No one but the God of Daniel.  
 Who could help him walk right out? No one but the God of Daniel.  
 Oh, He's the Most High God. He has the best plan.  
 Oh, He's the Most High God. He's the only God of Daniel.

**(Save for Lesson 39)**

Who could shut the lion's mouth? No one but the God of Daniel.  
 Who kept Daniel safe and sound? No one but the God of Daniel.  
 Oh!, He's the Most High God. He has the best plan.  
 Oh!, He's the Most High God. He's the only God of Daniel.

---




**Took:**





**Know & Do: (3DAN37ECGF8)** We know Shadrach, Meshach, and Abednego trusted in their Most High God. They did not bow down to the golden image. We do want to trust in God for everything! Have the children follow you on a pretend hike (walking in place). You can prepare your backpack with snacks and extra clothes, put on the sunglasses you have made, and out the door you go. Up, up the mountain over creeks, rocks, and around bushes. You hear sounds and see animals until you reach the top of the mountain. All the way you can say, "I will trust in the Most High God." Keep the same pace all the time because you are trusting God and not being up and down like King Nebuchadnezzar who said he loved God one day and forgot Him the next. Praise the God Most High!




**Pictures And Marching Center: (3DAN37ECGF9 & 3DAN37ECGF6 Stickers)** Here are pictures of different things that might be scary to children. Spread the pictures out on floor; cover each with a piece of colored paper. Ask a child to uncover a picture and answer some questions. "What is in the picture? Is it scary?" If the thing in the picture is scary to the child, march in place, chanting together Isaiah 12:2, "I will trust God and not be afraid." Then, put a sticker of the Most High God on the picture. You can let the child who chose the picture take it home to color. Continue until all the children who want one have had a turn.

 **Aim Questions Review Game:** Color a box with flames to symbolize a furnace. Have the children throw a bean bag into the box. When they get the bean bag into the box, they can answer an Aim Question.


 **Trusting God Headbands: (3DAN37ECGF6 Stickers)** Cut heavy paper sacks into two or three inch strips. Give each child a strip and cut it to fit the head. Let children be creative and decorate their bands. Provide the GF6 stickers plus any other decorations of choice like pieces of yarn or stamps and markers. We want to be like Shadrach, Meshach and Abednego, trusting in the Most High God's plan for us.

 **Trace the Path Worksheet: (3DAN37ECGF10)** Color the paper and trace the lines that lead a child to the Most High God, the only one we can trust all the time, to have the best plan.



King Nebuchadnezzar ordered everyone to bow to the image.

When the music began playing, everyone bowed before the image except Shadrach, Meshach and Abednego.



Worship One God!

Shadrach, Meshach and Abednego had set their minds and hearts to worship only the Most High God.

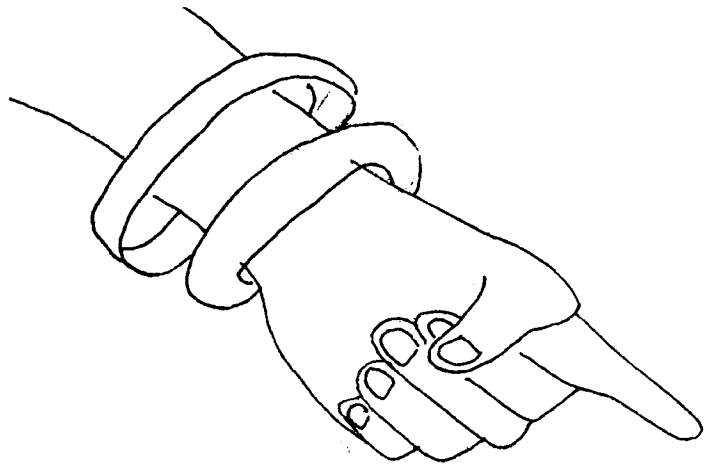


Shadrach, Meshach and Abednego heard the king's words but would only bow and worship the Most High God.


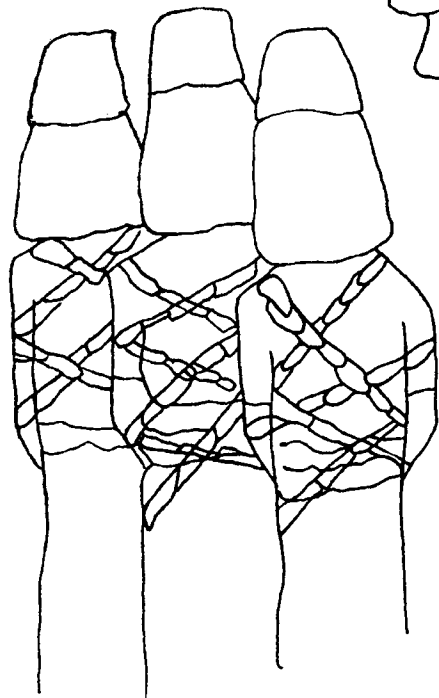
Some astrologers were jealous of Daniel and his friends. They were happy to tell the king that the Israelites would not bow to the image.



King Nebuchadnezzar was very angry with Shadrach, Meshach and Abednego.




**Throw them in the fire!**



King Nebuchadnezzar was very angry with Shadrach, Meshach and Abednego. He ordered the fire heated seven times hotter. He gave orders for the guards to tie the three men with ropes and throw them in the furnace.

King Nebuchadnezzar looked in the furnace  
and saw four men walking around in the fire.  
He shouted, "Come out, servants of the Most High God!"



Shadrach, Meshach and Abednego trusted in the  
Most High God  
who rescued them from the fire.


# A Cupful of Trust

## Materials Needed:


Styrofoam cups  
Copies of wraparound cup cover  
Glue  
Crayons

## Directions:


Have the children color the wraparound covers.  
Wrap the cover around each cup and glue it on.  
Glue or tape the handles together.  
Place a package of hot chocolate mix in  
each cup for the child to take home.




**I am trusting God!**




**I am trusting God!**




**I am trusting God!**




**I am trusting God!**




**I am trusting God!**



**I am trusting God!**

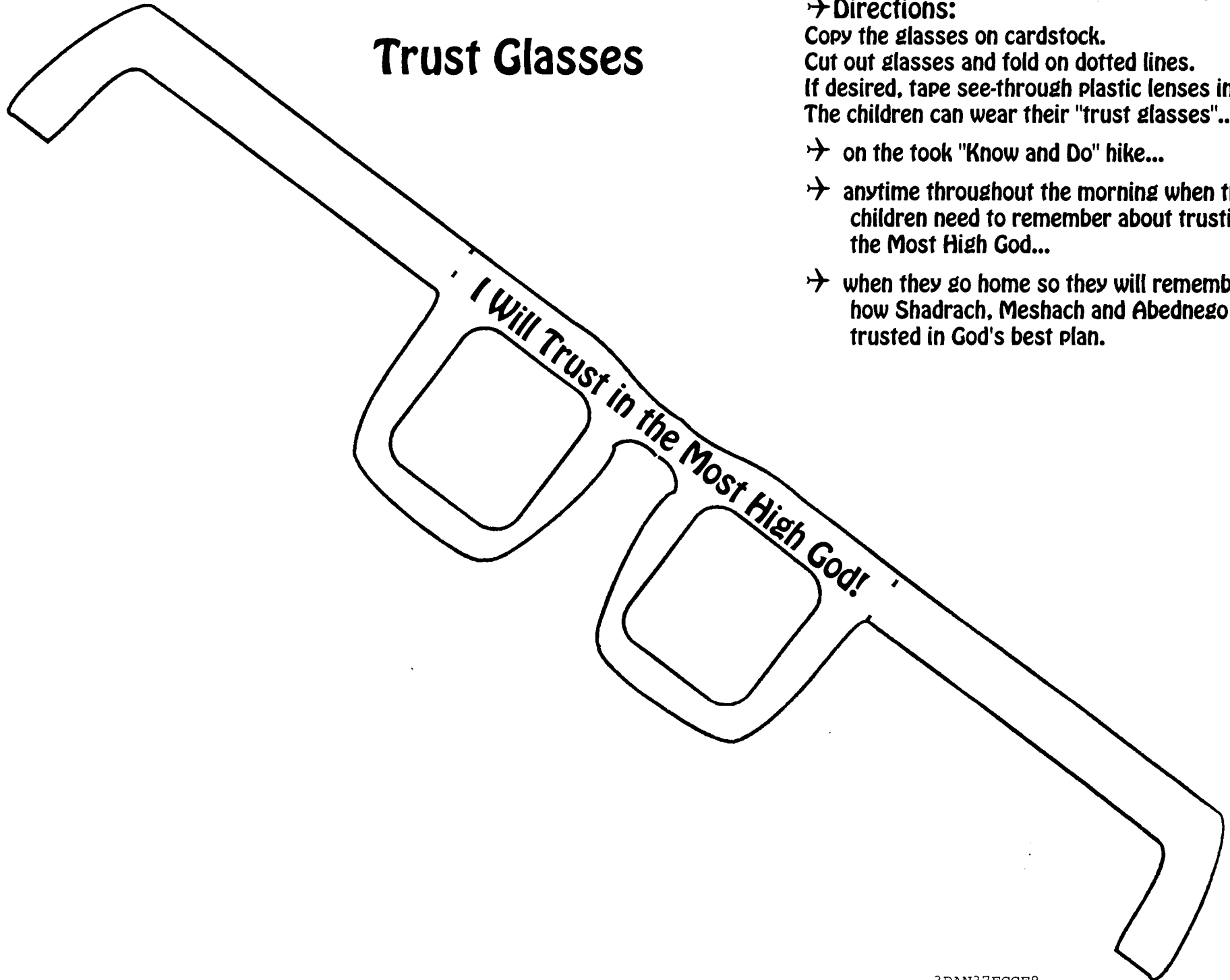




Place  
Sticker  
Here

**Trust God in everything.**  
You can trust God more than you can trust a swing!

# Trust Glasses



## → Directions:

Copy the glasses on cardstock.

Cut out glasses and fold on dotted lines.

If desired, tape see-through plastic lenses in.


The children can wear their "trust glasses"...

→ on the took "Know and Do" hike...

→ anytime throughout the morning when the children need to remember about trusting the Most High God...

→ when they go home so they will remember how Shadrach, Meshach and Abednego trusted in God's best plan.

I will trust in the Most High God and not be afraid!



Follow the paths to the One-  
you can trust to save you.

Draw a picture of yourself trusting God.

