





Materials I Need:

Legend:

-  = Option 1, Appropriate for 1st – 2nd Graders
 = Option 2, Appropriate for 3rd – 6th Graders

Memory Work:

-  It is my pleasure to tell you about the miraculous signs and wonders that the Most High God has performed for me. Daniel 4:2
-  It is my pleasure to tell you about the miraculous signs and wonders that the Most High God has performed for me. How great are His signs, how mighty His wonders! His kingdom is an eternal kingdom, His dominion endures from generation to generation. Daniel 4:2&3

Prophet: Daniel
People: Jews in Exile
Prophecy: The Most High Is Sovereign Over the Kingdoms of Men
Principle: We Won't Compromise God's Standards

Aim Questions:

1. What happened to the four kingdoms in both dreams?
2. Why were Nebuchadnezzar's wise men unable to tell the king what the dream was, and Daniel could?
3. Why did the two dreams have such different images in them if they were both about the same four kingdoms?
4. How were the stone in the first dream and the son of man returning in the clouds in the second dream the same?
5. What can we learn about the future in these dreams? Who can you trust with your future?

Hook:

- Dream (Discussion).** What kinds of dreams do you have? Have the students share and discuss if they think they have a specific interpretation.
- I Had a Dream (Game).** The teacher begins by telling a story about a dream. After a few sentences, he or she taps the person next to them to add to the dream. This continues around the circle. When it is the teacher's turn again, he or she begins a silly interpretation. Continue around the circle.
- Eggstraordinary (Magic Trick).** Follow the directions on the instruction sheet. Make sure you practice well beforehand. Inform your assistant before presentation how it's done so that they can assist in the "magic." The next hook would be a great follow-up to this. Show the students how the "magic" was done after the discussion, **3DAN36.GF4**.
- A Magical Discussion (Discussion).** Do you believe in magic? How do magicians do their tricks? Can certain people foretell the future? What do the stars (*horoscopes*) reveal? Many people claim to have magical powers and supernatural insight. How can these claims be tested or proven?



Metal Mania (*Object Lesson/Discussion*). Bring four objects to share with students, one for each of the four metals in the statue from Nebuchadnezzar's vision. Here are a few ideas:

Gold: a piece of gold jewelry

Silver: a piece of silver jewelry, utensil, or a coin

Bronze: bronzed baby shoes or substitute an item of brass such as candlesticks, etc.

Iron: a cast-iron frying pan or a weight



Book:

Presentation Ideas -



Nebuchadnezzar's Vision in Daniel 2 (*Overhead/Visual Aid*). 3DAN36.GF1



Daniel's Dream in Daniel 7 (*Overhead/Visual Aid*). 3DAN36.GF2



Daniel 7 Questions (*Overhead/Worksheet*). 3DAN36.GF3

Bible Adventure -

Do you like to study history? Some of us do, and some of us may not. Maybe you would like to have a history lesson that studied history before it happened. How can you study the future? People guess about the future, predicting what may or may not happen, but how would you like to study what will happen, without a doubt?

In the Book of Daniel, chapter two, God gave King Nebuchadnezzar, the king of Babylon, a history lesson of the future. In chapter seven, God gave the same history lesson to the prophet Daniel. Both of these history lessons came to these men in dreams. Now be careful. God taught these men in dreams, and He supplied the instructions for understanding those dreams. Also, Daniel was a prophet chosen by God to do the special work of revealing God's Word to people. Your dreams and my dreams are not the same as these dreams. These were special dreams, so special, in fact, that they became part of the Bible. Your dreams and mine will never be that special.

Let's look briefly at the events of each dream and then compare the dreams so we can have a history lesson that reaches ahead of us into the future. Nebuchadnezzar was a powerful king. God used him and his army to destroy Jerusalem as well to conquer most of the world. In Nebuchadnezzar's court there were men who served as advice givers. They would give advice to Nebuchadnezzar about how he should rule as king. These people were called "The wise Men," but many of them were not so wise. They were magicians and sorcerers and star gazers. Real wisdom comes from God, not from looking at the stars or doing magic. Nebuchadnezzar was beginning to suspect that these men were not wise at all. He was wondering if they were wise or if they were just good liars. In Daniel 2:5, Nebuchadnezzar put the wise men to the test.

Nebuchadnezzar had a special dream. This dream was not like the dreams he usually had. It had been given to him from God. Nebuchadnezzar did not know or honor God yet, but he knew that his dream was important. To test the Wise Men, Nebuchadnezzar called for them to tell him what his dream meant. Nebuchadnezzar believed that his dream was a message, but he did not know what the real meaning was. Usually the wise men would come before the king, he would tell them his dream and they would tell him the meaning. This time Nebuchadnezzar did it differently. When he called the Wise Men, he told them that they would first have to tell him what the dream was and then its meaning. Certainly, if they were so wise, they could do that. Wrong.

The Wise Men made all kinds of excuses. In Daniel 2:11 they said, "What the king asks is too difficult." This made Nebuchadnezzar very angry. He ordered all of the Wise Men in all of Babylon to be executed. Daniel and his friends were also advisers to the king. They were not magicians or star gazers, but they were also called Wise Men. Before Daniel was killed, he asked the king if he could have some time. After the king said yes, Daniel and his friends prayed to God for understanding of the king's dream. God granted Daniel a vision that night that explained what the king's dream had been and what it meant. Daniel immediately gave praise and thanks to God for this wisdom.

The next morning, Daniel went to Nebuchadnezzar and told him the dream and its meaning. Before telling the king, Daniel made sure that Nebuchadnezzar knew that the answers had come from God, not Daniel or any of the phony Wise Men. In the dream, the king saw a large statue. This statue was a history lesson about four future kingdoms. The chart below shows what Nebuchadnezzar witnessed in his dream and what God told Daniel the dream meant, **3DAN36.GF1**.

(Teacher, as you explain the chart, be sure to highlight the following:

- 1. The types of metals differentiating each kingdom.*
- 2. The kingdoms and time periods each part of the statue represents.*
- 3. The uncut stone that shattered the statue.*

Do not teach things about the statue that are not clear in this passage. Students must learn correct interpretation of Scripture by letting God's interpretation in the passage stand first. The dream is in Daniel 2:29-35. The interpretation is in Daniel 2:36-45.)

Now you have seen Nebuchadnezzar's dream. Answer these questions:

1. What part of the statue was gold, and what part of history did it represent?
2. What part of the statue was silver, and what part of history did it represent?
3. What part of the statue was bronze, and what part of history did it represent?
4. What was different about the legs and feet? What kingdom do they represent?
5. What does the rock represent?

Wow, that was a pretty amazing history lesson; but there is more. God gave Daniel the same history lesson many years later. It came to Daniel through a special dream as it had to King Nebuchadnezzar who was dead by this time. Daniel's dream had more details in it than Nebuchadnezzar's. He was shown that four kingdoms would come before the eternal Kingdom of God would be established.

To see Daniel's dream, we must jump ahead in the book of Daniel to chapter seven. King Nebuchadnezzar had died, and his grandson Belshazzar was the King of Babylon. In the first year of his reign, Daniel had a dream. It was a history lesson about the future of the Jewish nation. Nebuchadnezzar's dream was from the human point of view. Daniel's dream, though it covered the same history as Nebuchadnezzar's dream had, was seen from God's point of view. In his dream, Daniel saw the wind blowing over a great sea. Up from the sea came four strange creatures, each in their own order. The first creature looked like a lion with wings. The second creature looked like a bear eating ribs. The third looked like a leopard only it had four wings and four heads. The last creature was the most frightening of all. Listen to Daniel's description of this fourth beast.

"Terrifying and frightening and very powerful. It had large iron teeth; it crushed and devoured its victims and trampled underfoot whatever was left. It was different from the other beasts, and it had ten horns."

Look at the chart below, **3DAN36.GF2**. Here we see Nebuchadnezzar's dream matched up with Daniel's. We have matched up the beasts with the history lesson that was given to King Nebuchadnezzar. Each beast represents a kingdom that would rule in history.

Daniel's dream had more details than Nebuchadnezzar's dream. Read Daniel 7:8-14. Instead of a rock coming down and smashing an idol, Daniel saw God and witnessed the return of Jesus Christ to the earth. God the Father is seen as the one called Ancient of Days. God the Son is seen as the Son of Man returning in the clouds.

This fourth beast troubled Daniel. Now you need to be warned here. Many people have taken Daniel's dream and given meanings to it that are unclear and even contradictory. Our purpose in studying this today is not to confuse you with other ideas or other Scripture that might be related to Daniel's dream. Our purpose is for you to know what Daniel saw and what Daniel was told that the meaning was. Daniel himself was troubled about the meaning of his dream. In Daniel 7:15 he asked someone, probably an angel, what the last beast represented. Read 7:15-28, and fill in the blanks on this overhead so that you can see God's explanation of Daniel's dream, **3DAN36.GF3**.

(Teachers: Please be careful not to confuse the passage in front of you with other ideas or interpretations. You will have to be prepared to answer questions that may come up, but make your first

priority the understanding of what is said in Daniel 7 about his dream. If you get questions from your students that you are unsure of, please write them down and find the answers this week for next week.)

Both of these dreams spoke about the future, especially the future of God's people the Jews. Remember what we have been learning through the prophets. God judges sin, but it is His character to forgive. People have to turn from their sin, admit their mistakes and change their behavior to obedience. We are still waiting to see Jesus come again and establish His kingdom. That part of these two dreams is in our future. God's Word is trustworthy. He has told us these things so that we will know more about Him, so that we will realize He is in control of time itself. The God who gave these dreams sees you and I here today. He wants us to be a part of Christ's eternal kingdom. He wants us to be free from selfish sin so that we can know, love and obey Him. You or I will probably never have a dream like Daniel's or the king's. But we can read about theirs and learn more about God's plan just like they did. Daniel served God all the time. After his dream, Nebuchadnezzar still did not obey God. Wait and see in two weeks what God will do to King Nebuchadnezzar to turn his heart toward Him. You will be amazed. Hopefully your heart will be changed.



Look:



Prayer Time (Discussion/Prayer). Read Daniel 2:18,19, 23. Discuss what we learn about prayer from these verses. Divide students into groups with a teacher. Ask them each to share one need that the others can pray about. Have them also think of one thing for which they can thank and praise God. Have the students then pray short prayers in their groups.



Dream On (Discussion). Read Daniel 2:31-35, and give your best shot at interpreting this dream. When everyone has had a chance to respond, read Daniel 2:36-45. Who would have thought that was the interpretation? Who else in the Old Testament interpreted dreams? Read Daniel 7. What does all of this mean? Have you ever heard any thing like this before? What do you notice about these two dreams? (*Daniel 2 - Man's worldly point of view. Daniel 7 - God's point of view.*)



Identification of the Four Kingdoms (Worksheet). What animal or beast represented which kingdoms? Place the appropriate sticker in column #2. Refer to 3DAN36.GF2 for scripture references and answers, **3DAN36.GF7.**



Draw It (Craft). Read Daniel 2:31-35, and have the students draw what they hear from the Word. After you have created your masterpiece, read the interpretation in Daniel 2:36-45. Do the same with Daniel Chapter 7.




Divide a legal size paper into two halves, draw Daniel 2 on one side and Daniel 7 on the other. Attach a piece of butcher paper to the wall, and allow the Bible students to draw their interpretation as they hear it. Who else had a similar vision as Daniel in Chapter 7? (*Ezekiel*) Can you find that in your Bible?





Daniel Set His Heart (Color Page). This color sheet can be a tri-fold and stand up on end. Color the page, fold into three sections. (*1 Daniel on each side*) Daniel set his heart...to obey God...his whole life, **3DAN36.GF5.**



Wise Guys (Worksheet/Questions). If you had been one of the king's magicians, enchanters, sorcerers, or astrologers, how do you think you would have felt about the king's challenge? What was the king going to do with all of these people because they couldn't interpret his dream? What does the "Wise Guys" response tell you about them? How did Daniel's response differ? **Answers:** (*1. Helpless because they couldn't figure it out. 2. Kill them. 3. They gave false interpretations and phony advice. 4. Daniel and his friends were also advisors to the king. They were not magicians or star gazers but they were also called "Wise Men." Before Daniel was to be killed, he asked the king if he could have some time. The king agreed. Daniel and his friends prayed, and he was given a vision by God that explained the dream.*) **3DAN36.GF6**


 **Make a Metal Statue (Craft).** Materials needed: Extra-wide aluminum foil, small sheets of gold foil (*optional*), and plain paper. Begin by crumpling one sheet of plain paper into a tight ball. Then place it in the middle of a large square piece of aluminum foil. Bring the foil around the ball of paper to form the statue's head and twist it a little bit to form the statue's neck. Then form arms by pinching up some of the foil on either side below the neck. Form a body from the rest of the foil. Spread and flatten the base so the "statue" will stand. If gold foil is available, cover over the head and press the edges in around the neck. If time and materials allow, let students make two or three statues. They improve with practice.


 **Steal the Bacon - The Vision Version (Game).** Prepare a container with the names of the kingdoms on slips of paper: Babylon, Medo-Persia, Greece, and Rome. Arrange students side by side in two equal lines facing each other. Number the students in each line from left to right as you face them (*ones will be at opposite ends*). Put large graphics of the four symbols from either vision on the floor in the center between the students. To begin play, a teacher draws a name out of the container and reads it. He then calls out a number. The two students who have been given this number race into the center to pick up the correct symbol. If one student returns to his place in line carrying the correct symbol without being touched by the other student, his team gets a point. Continue play in this manner as long as time allows or until all numbers have been called. At some point during play, the symbols on the floor can be replaced by those from the other vision.
3DAN36.GF8-11: Vision #1, 3DAN36.GF12-15: Vision #2.

 **Tic Tac Toe - The Vision Version (Game).** Prepare a container with the names (*2 each*) of the kingdoms - Babylon, Medo-Persia, Greece, Rome, and the Kingdom of God (*only 1*) - on slips of paper. Play this game in pairs using game sheets. Assign player numbers by counting off (*1,2,1,2, etc.*) To begin play, a teacher will draw a name and read it. Player #1 may then choose to mark (*with an "X"*) either of the symbols that corresponds to this kingdom. When the teacher draws a second name and reads it, player #2 may mark (*with an "O"*) either of the symbols that corresponds to this kingdom. When "Kingdom of God" is read, a player may mark the stone in the center square. Play continues until one player wins by getting "3 in a row." Repeat the game several times, maybe play a tournament, **3DAN36.GF16.**



Took:

 **To God be the Glory (Discussion).** Have students listen for the main idea as you read Daniel 2:27-28, 30, and 47. (*Give glory to God instead of taking credit ourselves.*) Discuss how we can do this. Share examples we've seen of others giving the glory to God for great things accomplished. Sing a song about giving God glory such as "To God be the Glory" or "We Will Glorify."

 **Jumpin' 4 P's (Jump Rope Ditty).** This is another prophet jump rope ditty. Let's get hopping.

The Prophet's name is Daniel
The People are Jews in Exile
The Prophecy--The Most High is Sovereign
Over the Kingdoms of Men
The Principle--We Won't Compromise
God's Standards
These are the 4 P's
Got 'em from Daniel
Now it's time to jump out.



Daniel Be Cool (Song).

The Prophet Daniel was servant to the king
 He could interpret the meaning of their dreams
 Then he was made a ruler over many things
 Yeah, but there was some fella
 Who got mighty jealous
 They made a new rule saying nobody could pray
 'Cause they new that Daniel would be praying anyway
 So they threw him to the lions
 To the king's dismay
 Oh, my, what a scandal, the voice said to Daniel.

CHORUS

Be cool, you're not in any danger
 Be cool, 'cause God has sent an angel
 To help you walk through it
 I know you can do it
 You're no fool, be cool, Daniel, be cool
 The lions were waiting, licking their pearly whites
 But then in an instant they lost their appetites
 And they gathered in the den around the Israelite
 And said relax, kick off your sandals
 Have a seat, boy and Daniel....


(This tape is listed in lesson 3DAN35)




That's Us! (Discussion). Most of the prophecies we've studied so far tell us what will happen to the Jewish people. Most of us, however, are Gentile believers. Daniel Chapter 7 is exciting to us because in this passage we are given a glimpse of what's in store for the "saints." Read Daniel 7:21, 22, (25), and 27. No one knows when these things will happen, but they certainly will!



Write It (Questions/Discussion).

 Ask the Bible students to raise their hands and share a question they have for God. *(Something only God could possibly answer.)* For example: Why are there homeless people?

 Read Daniel 2:22 & 2:28. You will only need paper, pencil, and prayer for this exercise. Have the Bible students write down something they would like the Lord to reveal to them. Fold the papers in half and give them to one of the teachers or place them in an empty bowl. Have a teacher pull one out at a time and read it to the class. Try to use these questions as teachable moments. Pray for the Bible students to receive answers to their questions. Remember, God is in control. He has a timetable and plan for each of our lives. There are some things we will never know until we are actually in His presence.



Prayer (Worksheet). Use the acronym V I S I O N for personal prayer requests. Have the Bible students write the letters down the side of a piece of paper. For Example: **V-Victory** over shooting off my mouth; **I - Idols Stopped**, that I would be able to turn off my TV; **S-Sue**, that she would know Jesus; **I-I** would let God speak through me and stay out of the way; **O-Own**, that I would own my sin and not try to blame others; **N-Nightly** remember to pray for our missionary.

Vision in
Daniel:
Ch. 2

HEAD
of
GOLD



CHEST
and ARMS
of SILVER

BELLY and
THIGHS of
BRONZE

LEGS
of
IRON

FEET of CLAY

Vision in Daniel:
Ch. 2



Babylonia

626 - 539 BC

2:32 The head of the statue was made of pure gold.

7:4 The first was like a lion, and it had the wings of an eagle.

Medo-Persia

539 - 330 BC

2:32 Its chest and arms of silver.

7:5 And there before me was a second beast which looked like a bear.

Greece

330 BC - 63 AD

2:32 Its belly and thigh of bronze.

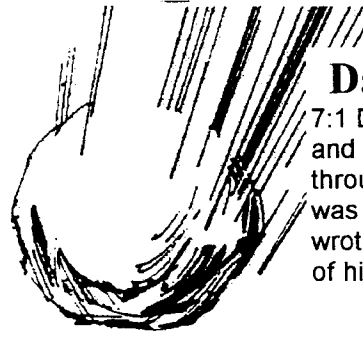
7:6 That looked like a leopard And on its back it had 4 wings like a bird.

Rome

63 - ? AD

2:32 Its legs of iron, its feet partly of iron and partly baked clay.

7:7A fourth beast terrifying and frightening and very powerful. It had large iron teeth; it crushed and devoured its victims and trampled underfoot whatever was left. It was different from all the former beasts, and it had ten horns.



Daniel's Dream

7:1 Daniel had a dream, and visions passed through his mind as he was lying on his bed. He wrote down the substance of his dream.



Winged Lion



Bear Eating Ribs



Winged Leopard



Terrifying & Frightening Beast

OVERHEAD MASTER
Daniel 7:15-28

1. The four great beasts are four _____ that will rise from the earth.
2. But the _____ of the Most High will receive the kingdom and possess it _____.
3. The fourth kingdom will _____ the whole earth.
4. The ten horns are ten _____.
5. After them, another _____ will arise. He will subdue three _____.
6. Circle the words that describe the last horn.

Had eyes	Boastful mouth	Red sweats	
Black eye	Big knuckles		
Speak against the Most High	Oppress the Saints		
Liar	Lustful	Change set times	Change the law
Saints will be handed over to him	Very rich		

7. The greatness of all the kingdoms will be handed over to the _____.
8. Whose will set up a kingdom that will be an everlasting kingdom and whom all the rulers will worship and obey?
Get it from the verses, not your guesses.

eggstraordinary!

You Will Need

- ◆ large container of salt
- ◆ long-handled spoon
- ◆ large bowl
- ◆ pitcher of water
- ◆ marking pen
- ◆ three eggs
- ◆ three tall drinking glasses
- ◆ 1, 1/2, & 1/3 cup measures

Getting Ready

- 1) Fill the large bowl with three cups of water.
- 2) Add salt to the water and mix. Keep adding salt until an egg will float in the bowl. (*Approximately 1/3 - 1/2 cup of salt to 3 cups of water.*)
- 3) Fill one glass with pure water. Fill the second glass with saltwater from the bowl. Now fill the third glass half full of saltwater, then very slowly pour the pure water on top of the saltwater so that it flows gently along the side of the glass. If you pour slowly enough, the pure water will not mix with the saltwater.
- 4) Place the three glasses on your show table. Be careful not to shake them up! (*If the two saltwater mixtures appear cloudy, either use slightly colored glasses or place a drop or two of milk in the pure water glass to make them look the same.*) Place the three eggs, pen, spoon, and the large bowl (*emptied*) on the table.
- 5) It is important that you know which glass is which. For your trick, you'll need to remember that an egg will sink in the glass of pure water, float on top of the saltwater, and float in the middle of the half-and-half mixture glass.

Performing the Trick

- 1) Ask two volunteers to come up to your show table to assist you.
- 2) Have one of the volunteers use the pen to write different labels on the eggs. Have him or her write "*Sink*" on one egg, "*Float*" on another, and "*Hover*" on the third.
- 3) Now take the egg marked *Sink* and say, "OK, now everybody concentrate. Think *sink!*" Gently drop the egg into the glass filled with pure water. The egg will sink to the bottom.
- 4) Now take the egg marked *Float* and say, "Concentrate again, please. Everybody think *float!*" Drop the egg into the glass of saltwater. It will float!
- 5) Finally, take the egg marked *Hover* and tell your two volunteers, "I want one of you to think *sink* and the other to think *float*. Let's see who can concentrate the hardest!" Gently drop the egg into the half-salt/half-water glass. The egg will float in the middle of the glass. Look at them and say, "It's a standoff! You are both very strong thinkers!"
- 6) Pour the eggs and water into the bowl and challenge anyone else to repeat the trick.



Daniel set his heart



to obey God



his whole life

WISE GUYS



1. If you had been one of the king's magicians, enchanters, sorcerers, or astrologers, how do you think you would have felt about the king's challenge?
2. What was the king going to do with all of these people because they could not interpret his dream?
3. What does the "wise guys" response tell you about them?
4. How did Daniel's response differ?

IDENTIFICATION OF THE FOUR KINGDOMS

CHRONOLOGY OF MAJOR EMPIRES IN DANIEL

VISION IN
DANIEL CH. 2

VISION IN
CH. 7

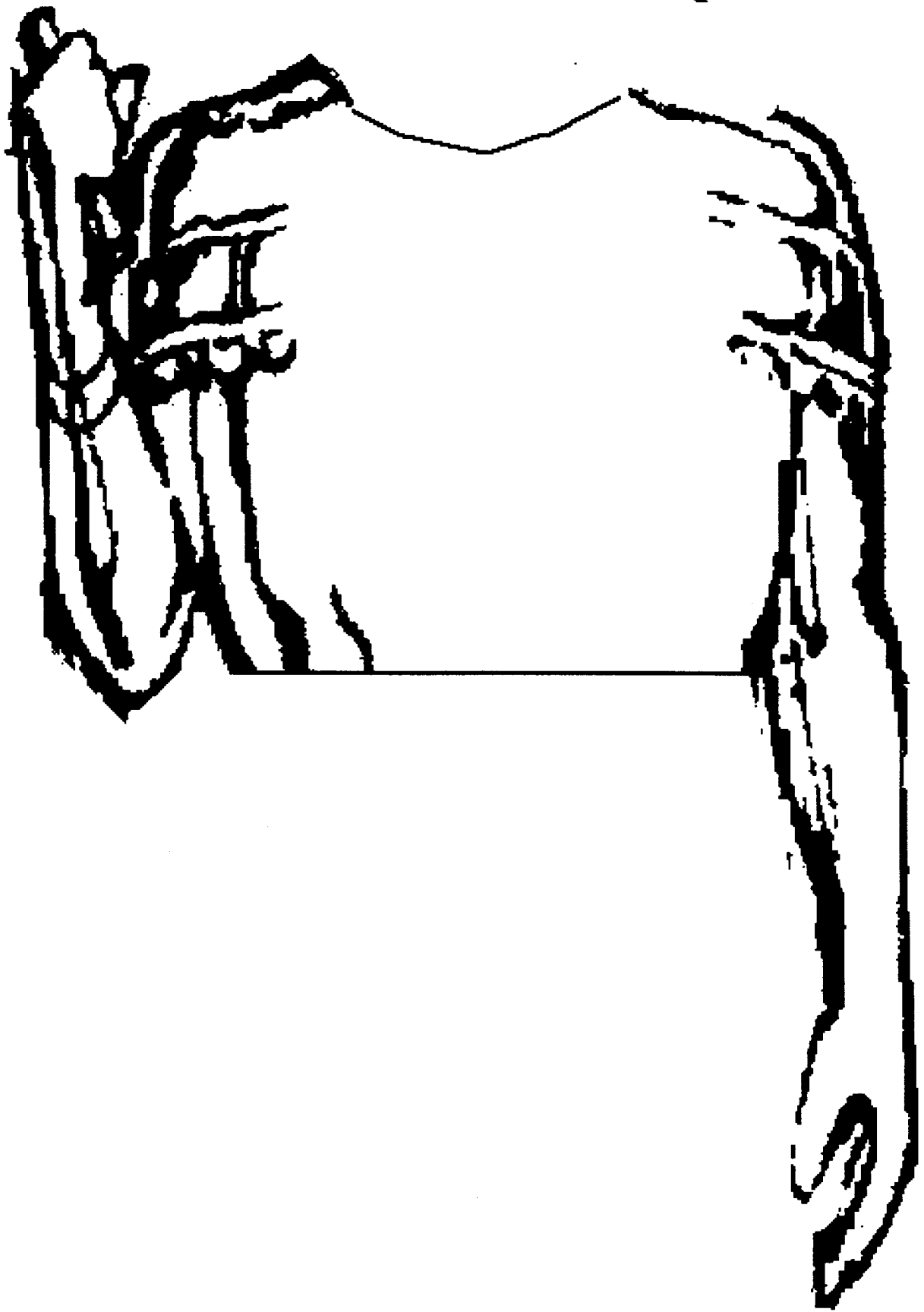
IDENTIFICATION

	<p>HEAD OF GOLD</p>	<p>place animal or beast sticker here</p>	<p>626 B.C.</p> <p>BABYLON</p> <p>DANIEL 2:48</p> <p>539 B.C.</p>
	<p>CHEST & ARMS OF SILVER</p>	<p>place animal or beast sticker here</p>	<p>MEDO- PERSIA</p> <p>DANIEL 8:20</p> <p>330 B.C.</p>
	<p>BELLY & THIGHS OF BRONZE</p>	<p>place animal or beast sticker here</p>	<p>GREECE</p> <p>DANIEL 8:21</p> <p>63 B.C.</p>
	<p>LEGS OF IRON</p> <p>FEET OF CLAY</p>	<p>place animal or beast sticker here</p>	<p>ROME</p> <p>70 A.D. FALL OF JERUSALEM</p>

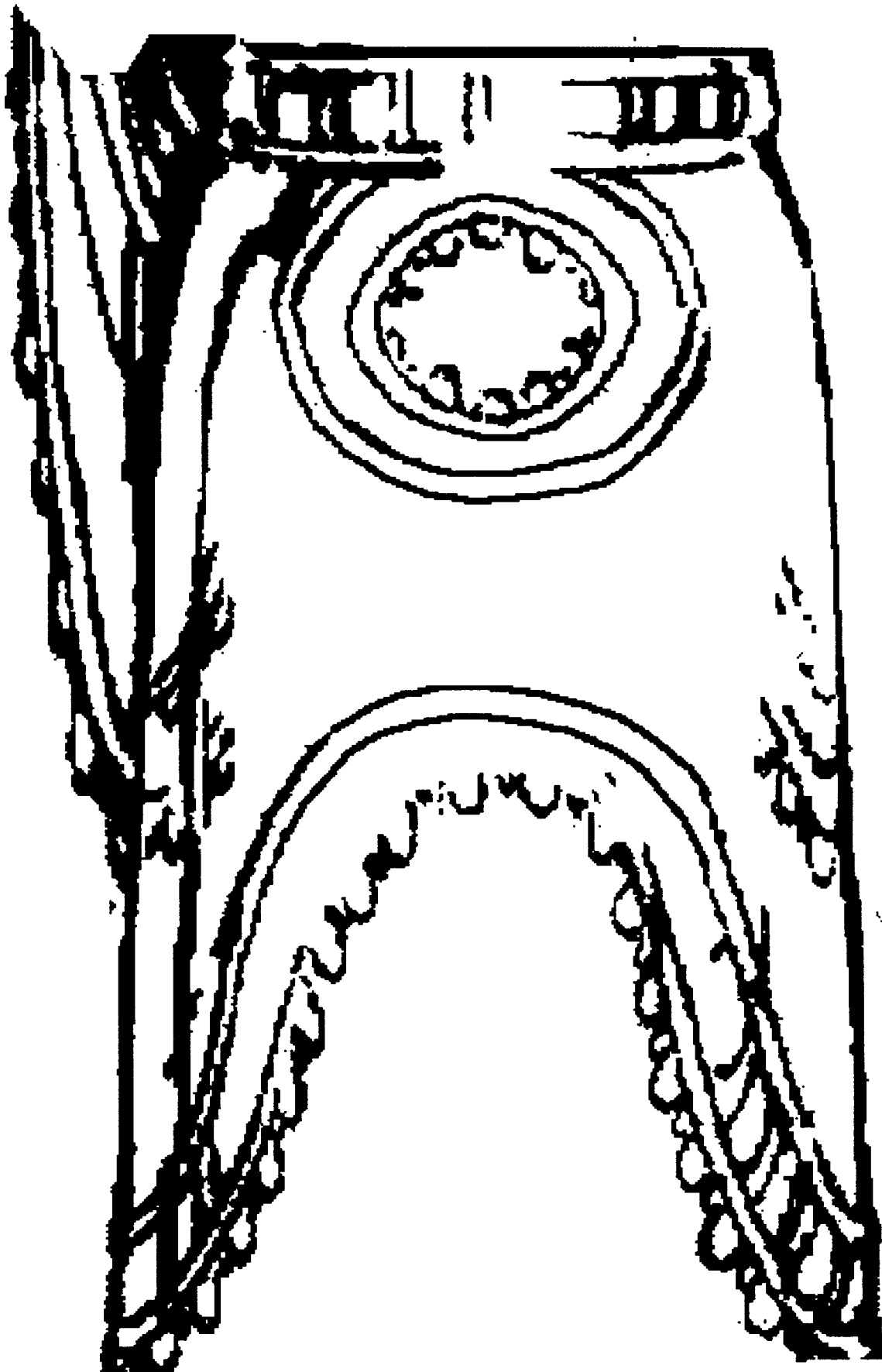





3DAN36.GF8



3DAN36.GF9




3DAN36.GF10




3DAN36.GF11



3DAN36.GF12





3DAN36.GF14



3DAN36.GF15

TIC TAC TOE:

THE "VISION VERSION"

TIC TAC TOE - THE VISION VERSION: Prepare a container with the names of the kingdoms -two each of Babylon, Medo-Persia, Greece, Rome, and one the Kingdom of God- on slips of paper. Play the game in pairs using game sheets. To begin play, a teacher will draw a name and read it. Player #1 may then choose to mark (with an 'X') either of the symbols that corresponds to this kingdom. When the teacher draws a second name and reads it, player #2 may mark (with an 'O') either of the symbols that corresponds to this kingdom. When "Kingdom of God" is read, the player who's turn it is may mark the stone in the center square. Play continues until one player wins by getting "3" in a row. Repeat the game several times. May be played as a tournament.

