

**Materials I Need:**

**Memory Verse:**

Children, obey your parents in everything, for this pleases the Lord. Colossians 3:20

**Attribute of God emphasized in the book of Colossians: Jesus is God the Son, the head over all.**

**Aim Questions for 2's & 3's:**

1. **Did Paul write a letter called Colossians?** (Yes. Repeat the words, "Paul wrote Colossians.")
2. **Who has first place in everything?** (Hold up your index finger and say, "Jesus is first.")
3. **Who is the best treasure of all?** (Jesus.)
4. **Did Paul write in his letter, "Children, obey your parents"?** (Yes. Say the first part of the memory verse.)
5. **Does God want us to obey quickly with a happy face?** (Yes.)

**Aim Questions for 4's, 5's & K:**

1. **What was the name of the book Paul wrote?** (Repeat the name, "Colossians.")
2. **What did Paul tell the Colossians about Jesus?** (Say last week's memory verse as you show the COL02ECGF1 picture of the treasure chest.)
3. **What does Paul say children should do when their parents ask them to do something?** (Say the memory verse.)
4. **What attitude does God want children to have as they obey their parents?** (God wants children to obey with a good attitude the first time they are asked.)
5. **Why did Paul ask for prayer from the Colossian Christians, and why should we pray for our missionaries?** (God answers a Christian's prayers for missionaries to be bold as they talk about Jesus.)

**Key for symbols:**

- This box symbol represents ideas that can be used for two-year-olds through kindergarten. Please remember to slow down the pace for two-year-olds and keep the pace moving for five-year-olds.
- ② This symbol represents ideas that are best used for two- and three-year-olds.
- ④ This symbol represents ideas that are best used for four-year-olds through kindergarten.

**Hook:**

- "Who's in Your Family?" Center:** Materials needed: Pictures of men, women, children and babies, construction paper, glue, paper plates, and cotton swabs. Give each child a piece of colored construction paper and have him choose pictures of people that remind him of his own family. Have him assemble the pictures on the paper. With help from the teacher, glue the pictures down, put "(Child's name)'s Family" on the top of the page, and set it aside to dry. In today's Bible Adventure, Paul continues to write to the Colossians telling them that God loves families.

- 
- Housekeeping Center:** Play “house,” assigning roles to be played. The dad could wear a cap and the mom an apron. Talk about the family structure where the daddy loves God and is the kind boss of his family. The mommy helps him. Children obey their parents.
  - Play Dough:** Use gingerbread boy cookie cutters to make a family to represent each child’s own family.
  - Home Center:** Provide a variety of dolls, with clothes and blankets, for the children to dress, feed, and put to bed. Encourage the kind things that the children choose to do for the baby dolls. In the book of Colossians, Paul gave instructions on how God wants families to work. He told them that Jesus is first and the head over the daddy. The daddy is the head over the family and is kind to the other family members.
  - Practice Making Your Bed:** Bring a chaise lounge pad, two twin sheets, a blanket, and a pillow with a pillowcase to class. Practice making up the bed with the help of a leader and then everyone get in! In today’s Bible Adventure, Paul tells children they are to obey their mothers and fathers. When they are asked to do a job, like making their bed, children are to gladly obey.
  - Missionary Family Center:** Before class, write a short letter to one of the church’s missionary families telling them what your class is studying this week. During class, have the children write a note or draw a picture on the letter. Show a picture of the missionary family. Talk about who they are and where they are living in the world. Discuss how the father is kind to the mother and the mother is a good helper for him. The children obey their parents and the parents love them and help them to obey. Mail the class letter or give it to the church’s missions secretary to mail.
  - Role Model Labels:** As the boys and girls arrive, put a label that says, “Kind leader,” on the boys and a label that says, “Gentle helper,” on the girls. Throughout the morning, attach the titles when using their real names so they can understand the roles that God has given their parents. Talk about the actions they can do to be a kind leader and a gentle helper in their families and at church.
  - Job Assignment Video:** Either give the children a job to do outside like pulling weeds or washing windows, or ask them to leave the room while you place things differently and make a mess. While out of the room, give the children exact instructions for cleaning up the room. While they work, video tape them or take Polaroid pictures of their progress. Review these pictures as you talk about obedience after the Bible Adventure today.
  - Jobs at Home Charades:** Discuss jobs children are asked to do at home. Let a teacher role play one of these jobs while children guess what job it is. Encourage children to be a part of the role play.
  - God Gave Me My Right Family:** Trace around a stencil or cut off the appropriate number of paper dolls from a chain to match the number of people in each child’s family. Have the children color the dolls and keep them in an envelope to take home with them.
  - God Is Watching:** Using binoculars, look out the window at someone who does not suspect that he is being watched. Talk about God watching us all the time. He sees everything we do.



### **Book:**

#### **Presentation Ideas -**

- Color and mount the **COL04ECGF1**, **COL04ECGF2** and **COL04ECGF3** pictures on construction paper. Show them as you tell the Bible Adventure.

#### **Bible Adventure for 2’s & 3’s-**

*(Hold up a large number one.)* Paul said in the book of Colossians that Jesus is number one. He is God the Son, and was in the beginning.

*(Show the treasure box from former lessons.)* Paul said that Jesus is the very best treasure, worth more than any toy or anything we might see. *(Slow your voice and say with conviction.)* Jesus is my best treasure. *(Hug your Bible to your chest.)* I love the Bible because it tells me all about Jesus.

*(Show the GF1 picture.)* In the Bible book of Colossians, God tells us about families. God puts each of us in just the right family for us to grow. God loves your family, and God loves you.

(Point to the man and the woman in the picture.) God tells us the way for families to work best and for children to grow best. God's way for families helps children grow up to be filled with Jesus and His best ways. (Show last week's GF3 picture of children with God's attributes on their clothes.) Do you see this word on the children's shirts? It says "kindness." God wants to fill us up with kindness. (Have the children say, "God fills us with kindness.")

In Colossians, God tells the daddies to lead their families with kindness and patience. The daddy loves the mommy and is kind to her. (Write "Kind leader" on the father's shirt.)

The mommy helps the daddy lead the family in the way that God says. (Write "Gentle helper" on the mother's blouse or dress.) The mommy submits herself to the daddy as the head of the home. Mommy is a good helper.

The daddies and mommies love their children and help them obey. (Write "I will obey" on the child's shirt. Have the children say, "I will obey.")

(Point to the child in the picture.) Paul says, "Children, obey your parents in everything, for this pleases the Lord." The parents are the head of the children and the children obey their parents. (Have the children say, "I will obey.")

(Show the GF2 picture.) God wants children to obey their parents with good attitudes. When your mommy or daddy asks you to pick up your toys, God wants you to obey with a smile on your face the first time they ask.

Paul said to the Colossians, "Do your work eagerly and quickly." God is pleased when we do our best work with a happy heart.

If your mom asks you to get dressed quickly each morning, you should quickly obey with a smile. Say, "Okay, Mommy, I will obey," with a smile on your face. Let's all practice smiling and saying, "Okay, Mommy, I will obey." (Smile and repeat the words several times.)

If your dad asks you to help make your bed each morning, God wants you to quickly obey with a smile. (Have the children say, "Okay, Daddy, I will obey.")

(Hold up your index finger.) Let's say, "I'll obey the first time." (Smile and repeat the words several times.) We obey the first time because Jesus is first; and Jesus asks us to obey our parents with a happy heart the first time they ask.

**Prayer:** Dear God, thank You for telling us all about Jesus in Colossians. I want to obey my parents the first time they ask me to do something because You are pleased when I obey. In Jesus' name, amen.

### **Bible Adventure for 4's, 5's & K-**

(Hold up a large number one.) What did Paul say in the book of Colossians about Jesus? Jesus is number one. He is God the Son, and was in the beginning.

(Show the treasure box from former lessons.) Who did Paul say is our very best treasure, worth more than any toy, any possession, or any friendship? (Slow your voice and say with conviction.) Jesus is worth everything. Jesus is my best treasure. (Hug your Bible to your chest.) I love the Bible because it tells me all about Jesus.

(Show the GF1 picture.) God gives us another kind of treasure--our families. God puts each of us in just the right family for us to grow.

(Point to the man and the woman in the picture.) In the book of Colossians, Paul tells us that God knows the way for families to work best and for children to grow best. God's instructions in the Bible will help children grow up to be filled with Jesus and His best ways.

In Colossians, God tells the daddies to lead their families the way that God wants them to lead. The daddy loves the mommy and is kind to her. The mommy helps the daddy lead the family in the way that God says. The mommy submits herself to the daddy as the head of the home. The daddies and mommies love their children and help them obey.

(Point to the child in the picture.) Paul says, "Children, obey your parents in everything, for this pleases the Lord." The parents are the head of the children and the children obey their parents. Jesus is the head of the parents and the parents obey Jesus. God is pleased when children obey their parents.

(Show the GF2 picture.) God wants children to be filled up with Jesus' good attitudes and obey their parents with good attitudes. When your mommy or daddy asks you to pick up your toys, do you obey with a good attitude the first time they ask?

Who is the leader, the boss over everything? (Jesus.) Who listens to God and is the leader over the family? (Father.) Who listens to God and is the helper to Dad? (Mother.) Who is to obey Dad and Mom with a happy heart and a smile on his or her face? You are! Who is happy when we do this? We are all happier when we do things in our families according to God's right ways.

Paul said to the Colossians, "Do your work eagerly and quickly." Work quickly, doing your best, because God is pleased when we do our best work with a happy heart.

If your parents have asked you to make your bed every morning, that is your job at home. You should make your bed without being reminded because Jesus sees how you obey. Jesus cares as much about how you obey as if you obey. Jesus knows what is in your heart and mind and knows if you have a thankful, eager attitude or a complaining, lazy attitude. A good attitude means doing what we are asked to do happily, without complaining or grumbling.

(Show the review 1COL01ECGF2 picture of Paul writing the letter.) Paul was almost finished writing his letter to the Colossian Christians. Paul had written about children obeying their parents and about working eagerly with a good attitude.

Paul wrote more things to his friends. He said, "Pray for us here in Rome that we will talk about Jesus boldly and that people will listen to the gospel." Paul was in jail, but he knew that God could use him to talk about Jesus if his friends would pray.

(Show the GF3 picture.) Paul wanted the Colossians to pray for him because God answers prayers. Paul wrote, "Pray for me to talk about Jesus even though I'm in jail. Pray that people will listen and want to love and obey Jesus." Paul was a missionary, and every day he told people that Jesus was alive and was head over all the heavens and the earth.

God wants us to pray for our missionaries like the Colossians prayed for Paul. We can pray for our missionaries to talk about Jesus boldly and that people will listen to the good news about Jesus. We will pray today for our class missionaries, (name), in (location).

**Prayer:** Dear God, thank You for telling us all about Jesus in Colossians. I want to be filled with Jesus and His right ways. Please help our missionaries, (name), to talk about you boldly in (location). In Jesus' name, amen.



### Look:

- Aim Questions:** Tack the written Aim Questions on the wall in various parts of the room. Kindly ask a child to go get the correctly numbered question. Have him smile and respond, "I will obey the first time I am asked." If it is too hard to remember the response, have the other leaders respond with the whole class as the child goes to get the question.
- Instant Pudding Snack:** Bring ingredients already measured out. Assign children different jobs to help make the pudding. Spoon into small styrofoam cups. Bring toppings in bags to sprinkle on top. Serve this for snack time. Let the boys serve the girls today.
- Colossians Clothes Hanger Review: (COL01ECGF14)** Give each child the clothes hanger they have been working on during the Colossians study, another clothespin, and a Colossians Lesson #4 picture found on the first week's GF14 page. Give new children a hanger and clothespin. As the children color their Lesson #4 pictures, review the fact that Jesus is the Head over everything and wants His children to act like Him. Sing "Colossians 1:18 Memory Verse Song" as the children hang their pictures with a clothes pin on the bottom wire of the clothes hanger. Let the children color the GF14 Memory Verse circle and hang it on the hanger hook with a piece of yarn. Review the four pictures of the Colossians lessons with the children before sending the clothes hanger home with them.
- God's Family Order: (COL04ECGF4 and COL04ECGF5)** Cut out the GF5 circles and glue them to the right place on the GF4 sheet. Talk about what Colossians says about God's right order for families to work in the best way. God is the head over all the family. The father is the kind leader and the mother is the gentle helper. The children obey their parents because this pleases the Lord.
- Jesus Is Our Treasure:** Before class, bury a gift tin containing God's Word in some loose soil on the church grounds. After the Bible Adventure, take the class outside with a shovel and several trowels and look for likely places that a buried treasure could be. Dig in several harmless areas to show that the treasure is not there. In the final spot, let the children help to dig the loose soil with their tools and pull out the tin. Open it together. Talk about the excitement of finding something when they did not know where it was. Explain that Jesus is our best treasure and let the children who want to hug the Bible close to them.

**Family Order (Line of Authority) Line up:** Instruct children to assign roles to a “family” and line them up in order. They could do the same with teachers. Talk about the roles of the dad, mom, and children. Have the children review the memory verse.

**Obedient Hands:** Trace around the children’s hands on paper or use a hand-shaped cookie cutter and play dough. Talk about ways children use their hands to help and obey at home.

---

**"Listen and Obey" Finger Play:**

Look! Look! Here is the way  
We hop and skip and play. *(Skip in place.)*  
But when our teachers call to us, *(Cup your hands around your mouth.)*  
We listen and obey. *(Cup your hand behind your ear.)*  
Shh! Shh! This is the way *(Touch your finger to your lips.)*  
We find a place to hide. *(Cover your eyes with your hands.)*  
But when our mommies call to us, *(Cup your hands around your mouth.)*  
We quickly come inside. *(Run in place.)*  
Reach! Reach! This is the way *(Extend one arm then the other above your head.)*  
We climb a tree so tall.  
But we come climbing down again *(Pretend to climb down.)*  
When we hear our daddies call. *(Cup your hand behind your ear.)*

**"Pick up Your Toys!" Game:** Set up two clothes baskets or boxes in the middle of the play area. Scatter toys, dolls, blocks, etc., around the play area. Divide the group into two sections and choose one or two children from each group. On a signal from the teacher they are to go into the play area and pick up the toys as fast as they can and put them into the basket for their team. After the floor is clean, count the toys in the basket and see who was faster at getting more toys put away. Repeat as time allows with other children getting a turn.

**Pray for Missionary:** Take a picture or tape-record the children praying for their class missionary. Send this to them as an encouragement.

**Memory Verse Review:** Repeat the verse, personalizing it by putting a child’s name in it. Make sure you say each child’s name. Repeat using rhythm sticks. (Remember proper rhythm stick etiquette! The children should only tap a stick in front of themselves and not touch other children. Only let the sticks hit each other when the teachers tap theirs.)

**Hot Potato Pass Review:** When the music stops, the person holding the “hot potato” bean bag gets to answer an Aim Question about the Bible Adventure.

**Puppet Conversation:** Bring two puppets to class. One puppet has a good attitude and does the right things to obey at home while the other one is always in trouble for not obeying and for his bad attitude.

**Obey around the Clock:** Bring an old clock with hands or use one made from paper. As you turn the hands to different times of the day, talk about what the children would be doing at home at that time to obey.

**Teacher Role Play:** Two teachers, playing the role of a dad and a mom, pull a situation out of a bag and then act out the right thing to do. If they do something wrong, the children should let them know! Typical situations might include making a decision about a family trip (they pray, discuss, Dad decides, and Mom helps get ready); discuss jobs for children to do around the house; decide how to handle an act of disobedience; and any others you think of. Role play children doing a job very slowly with a mad, angry face or working quickly with a happy face.

**What Is Wrong with This Family?** Read the following story and let the children tell you what is wrong and what would make it better. As you introduce the people, hold up a finger. Because the children did wrong, make a sad face with a washable pen on that finger. Let the children correct the story and change your sad face to a happy face.

**“What is wrong with this family?” story:** I want to introduce you to a family. This is an ordinary family with a dad, a mom, two children, a cat, and a dog. They live in a house on a street in our city. They like to go to Bible School and church, bike, swim, boat, and hike together. They might remind

you of your own family. Sometimes they are happy and get along with each other, but other days they grumble and complain. Let's find out more about this family.

Here is the Dad. He gets up in the morning and goes to work. He is gone all day; and when he comes home, he is tired and goes to sleep. He doesn't say much to his wife. You can't tell if he is happy to see her. He gets angry at her for not having dinner ready. He is grumbly and unhappy. Let's give him a sad face. (*Write on your finger.*) What should this dad do? (*Try to get an answer from the kids.*) Tell me so I can give him a happy face. Yes, he should smile at his wife and be kind to her. He should read the Bible and pray so he can do what God wants him to do.

Here is the Mom. She keeps busy all day. She gets the kids ready for school. Mom shops and cleans. When Dad asks her to do something for him, she says she is too busy. She doesn't have time to talk to him about a disobedience problem with the children. When dad asks her to help with the yard work, she says she is too tired. She gets a sad face, too! (*Write on your finger.*) What should mom do to be obedient to God's Word? What should she do so we can give her a happy face? Yes, she should have tried to help her husband because that is what God wants her to do. She could pray with her husband and help him do what is right for the children.

This is big brother, Jacob. He loves to ride his bike and play with his friends most of all. He goes to school. He is asked to clean up his room before he leaves for school, but he doesn't do it. He has orders to stay in the block with his bike, but he decides to go to his friend's house anyway. After dinner it is time to study, but he watches TV instead. He grumbles every time he is reminded to feed the dog. He gets a big sad face for what he does! What should he do to get a happy face? Jacob should obey his parents and clean his room. He disobeyed when he went to his friend's house without permission. He should study instead of watching TV. If he says he is sorry and changes and does right, we could give him a happy face.

This is sister, Jill. She loves dolls, books, and playing house. Her job is to pick up the toys in the living room, clean up her plate at dinner and then put the dishes in the dishwasher. Instead, she leaves the toys on the floor and her grandma comes over and trips on them. She leaves food on her plate. Mom has to remind her to put the dishes away and she grumbles and says she wants to play in her room. She gets a sad face, too. What should she do to change? If she picks up her toys with a smile, eats her food without complaining, and puts the dishes away without grumbling, we could give her a happy face!

### Songs:

**This Is the Way** (*tune: "Mulberry Bush"*)

This is the way I make my bed, make my bed, make my bed.

This is the way I make my bed, with a happy heart.

(*Make up verses, like, "fold the clothes, sweep the floor, pick up my toys, pray today," etc.*)

**Children, Obey** (*tune: "God Is So Good"*)

Children, obey; children, obey; children! That is God's best way.

Children, obey; children, obey; children, obey i-in everything.

Children, obey; children, obey; children, obey. This will please the Lord.

**Two Eyes to See** (*tune: "Mulberry Bush"*)

Two eyes that see good things to do, (*Point to eyes.*)

Two lips that smile the whole day through, (*Point to lips.*)

Two hands that put the toys away, (*Open hands and wiggle fingers.*)

A tongue that says kind words each day, (*Point to tongue.*)

**Here or There** (*tune: "Twinkle, Twinkle"*)

Here or there or anywhere

You can talk to God in prayer.

When you're happy or you're blue,

He will always answer you.

Here or there or anywhere

You can talk to God in prayer.

**We Obey the Lord** (*tune: "Farmer in the Dell"*)

(*Children stand in a circle.*)

We obey the Lord; we obey the Lord.

Hi, Ho, away we go; we obey the Lord.

(Child's name) wants to obey; (child's name) wants to obey.

Hi, Ho, away we go; we all want to obey.


(One child goes into the center. Continue until all the children are in the circle, arms around each other, singing.

---




### Took:

- Shoe Place Mat:** Materials needed: One 9" x 12" piece of construction paper, marking pen. Trace the outline of the child's shoes onto the construction paper. Write the following words: "(Child's name)'s shoes." If your mom asks you to get dressed in the morning, you should be able to quickly obey because you will know where your shoes are kept!
- God Sees Me: (COL04ECGF6)** Copy the GF6 page on cardstock paper. Color the pictures of children obeying and disobeying. Cut a two-inch, pie-shaped wedge out of a six-inch paper plate and attach the plate over the pictures with a brad paper fastener. Children can turn the plate and see what the children in the pictures are doing. Talk about how God sees everything we do. He is pleased when children obey their parents with good attitudes.
- Treasure Rocks:** Give each of the children a beautiful rock to hold in their hands as you talk about the beautiful colors of the rocks. (Request the jar of rocks from the Children's Workroom.) Explain to the children that we have talked about treasures during Colossians and that Jesus is far more wonderful than these beautiful rocks. Heaven will have much more beautiful rocks than these. Jesus is the Head over everything that has been created and wants us to belong to Him. Have each child (or group of several children) sing Colossians 1:18 Memory Verse Song as they drop their rocks back into the jar.
- Grumble Meter: (COL04ECGF7)** Let the children color the faces on the GF7 craft page. Cut the dotted lines for slits for the yarn and paper meter to move up and down. Tape a 14-inch piece of yarn to a 5" x 11 1/2" piece of construction paper. Discuss situations that come up at home that require obedience (brush teeth, get dressed, put clothes away, put toys away, help with baby sister, clean up plate, make bed, etc.). Let children pull the yarn up or down so that the "grumble meter" shows whether the child would grumble and disobey, or obey and rise to success and happiness!
- Preschool Page for Parents: (COL04ECPPP)** Send a page home with each child, encouraging parents to reinforce the Bible truths at home. Spend a few minutes before the children go home creatively reviewing the song and memory verse.



God knows the way for families to work together in the best way.

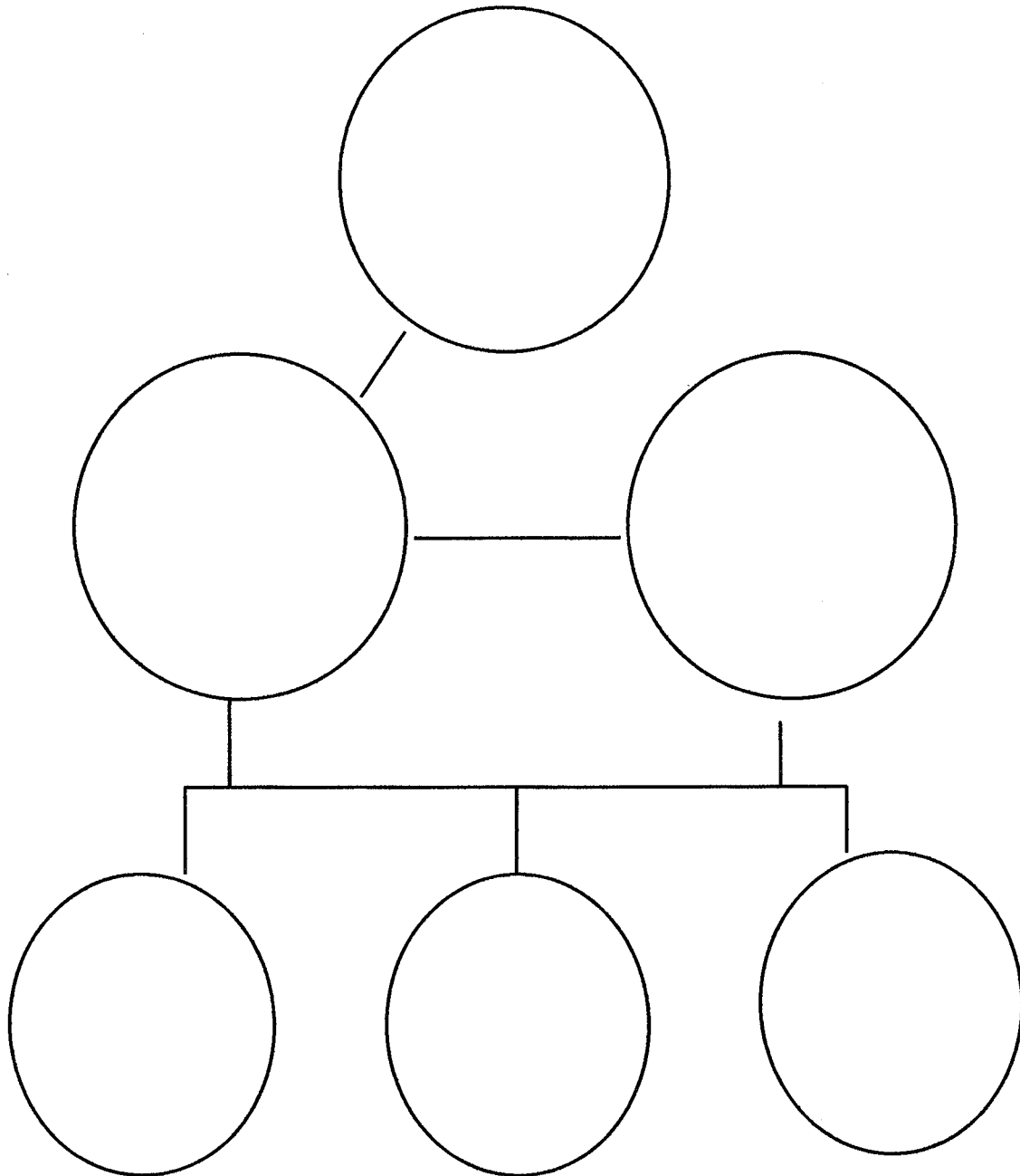


God asks children to obey their parents with good attitudes.



The Colossian Christians prayed for Paul to speak boldly about Jesus.



# God's Family Order



*Children, obey your parents in everything, for this pleases the Lord.  
Colossians 3:20*


# God's Family Order pictures

Cut the pictures out and glue them in the appropriate place on the 1COL04ECGF4 page.








*God sees me when...*



# My Grumble Meter!

If I grumble when asked to do something, I move the meter to the sad face.  
If I obey with a smile and happy heart, I get to move the meter up, up, up!!!



*Children, obey your parents in everything, for this pleases the Lord. Colossians 3:20*

# Preschool Page for Parents

Extended Bible School Training in the Home

November 17, 2002  
Colossians Chapter 4



## This is what I learned today!

Paul says in the Book of Colossians that Jesus is number one. He is God, the Son, and has been from the beginning. Today we learned that God puts each of us in just the right family for us to grow. God tells us the way for families to work best. Daddies are told to lead their families with kindness and patience. Mommies are to be good helpers and submit themselves to the daddies as heads of the households. Children are to obey their parents in everything with a happy heart because it pleases the Lord. Paul wrote that we are to work eagerly and quickly because God is pleased when our best work is done with a happy heart.

### Today's Memory Verse

Children, obey your parents  
in everything, for this pleases the Lord.  
Colossians 3:20

## Obey with a happy heart



Requiring your young child to obey your word with a happy heart the first time you ask is foundational to his developing a contented obedience and trust in the Lord. Sing with your child the following song as he or she makes the bed, folds the clothes, and picks up the toys.

This is the way I make my bed, make my bed, make my bed.  
This is the way I make my bed, with a happy heart.

This is the way I fold the clothes...  
This is the way I pick up my toys...  
This is the way I sweep the floor...

### Children, Obey


(tune: "God Is So Good")

Children, obey; children, obey; children, obey!  
Children, obey i-in everything.

Children, obey; children, obey; children, obey!  
That is God's best way.

Children, obey; children, obey; children, obey!  
This will please the Lord.

\* For tunes to songs, ask about the preschool tape.



God knows the best way for families to work together.