

Practice of the Believer**Materials I Need:****Legend:**= Option 1, Appropriate for 1st – 2nd Grade= Option 2, Appropriate for 3rd – 6th Grade**Memory Work:****“Children, obey your parents in everything, for this pleases the Lord.” Colossians 3:20 (NIV)****Aim Questions:**

- 1. What are the roles for each member of a family? What is your role?** *(The father is to be the loving leader of the entire family; the mother is the submissive supporter; children are to be obedient and honoring to their parents.)*
- 2. Why does God want children to be obedient to their parents?** *(Because their obedience reflects their love for God.)*
- 3. What kind of attitude are Christians to have toward work?** *(They are to do their work for God.)*
- 4. How were the Colossians to pray? What did Paul want the Colossians to pray for?** *(They were to pray often and diligently for Paul’s ministry.)*

**Hook:**

What’s Your Family Like? (Discussion). Ask the students to share about their family—what each member is like, what each member does for the family, what their role is. Tell the students that, in today’s Bible lesson, we will be learning about God’s perfect design for the family and the unique roles that each of us has.



Smile! You’re on Candid Camera!!! (Activity/Object Lesson). You will need:

a video camera




TV




VCR

Before class, set up a tedious task for the students to accomplish and a hidden video camera run by another teacher or helper. Suggestions for a tedious task: picking up confetti from the classroom floor, moving a pile of objects to another location and then back again, sweeping a section of floor with a small whiskbroom and using a piece of paper as a dustpan. Make sure the task is tedious! As the students do what you’ve instructed, videotape the group (try to get close-ups of individual students and their work habits). Once they’ve finished, bring them back into the classroom and tell them that you’ve been evaluating their work attitudes and actions...on videotape! Play the videotape back to them and let them see for themselves how they worked. Ask the students the following questions:

1. What do you think about your work?
2. Do you think you worked energetically, joyfully, and diligently?
3. Who do you think sees our work everyday, even when no one else sees it?

Tell the students that, in today’s Bible lesson, they will hear what God says about the Christian’s work habits, both in their actions and their attitudes, and why it is so important for us today.

 **How Do You Like Your Work? (Discussion).**   Ask the students to describe the work they have to do, whether at school or at home. Have them share what they like or dislike about it and what their attitudes are like when they do the work. Today they will learn what God expects of His children when they work, both in their actions and attitudes.

 **Missionary Family Prayer (Activity).**   Get a prayer card and information sheet of one of our missionary families. (These are available from the church office.) As you go through each family member, discuss what each one may do in regard to helping out with their family. In other words, if you were talking about the father, tell the students about his role as the leader and how he may provide for his family.



Book:

Bible Adventure for 1st – 6th Grades –

As we come to the last portion of Paul's letter to the Colossian church, we see him move from commands given to the whole church body to specific commands that had to do with relationships between the believers there. All these instructions are based upon what Paul had written in the first part of the letter:

1. That Christ is God in the flesh and is everything we need.
2. That Christ is the highest treasure we could ever seek.
3. That Christ wants us to put off our former, sinful way of life and clothe ourselves in His attributes.

If we stand on these truths, our view of Christ will be right, we will understand and be aware of false teachings, and the way we act will show Christ to the world. This will be seen not only in the believer's relationship with those in the church but also within their families.

The family was designed by God. It is the building block of all society. As families are changed by the Word of God, there will be such a difference in them that the watching world cannot help but notice. Churches made up of families like these will exhibit the character of Christ. As churches grow and influence their communities, so will cities, states, and nations be changed for the Gospel. Paul knew that this could be a powerful witness to the world and wanted to share with the Colossians God's plan for the family.

Paul begins with instructions for the wife in Colossians 3:18. A Christian wife is to submit to her husband just as she would submit to the Lord. This is to be the wife's choice, not something her husband demands that she do. She chooses to place herself under the leadership and authority of her husband. God created woman as a helper for man, and she is to play that same role in her marriage. As her husband leads the family, she supports and encourages him.

Next, Paul instructs the husbands. They are to love their wives and not be harsh or bitter against them. They are to show this love is by sacrificial service to their wives and by leading them spiritually (Eph. 5:25-27). This was God's plan in creation as He made man to be the leader of his family. His leadership is to always be based on love, and he is not to be a tyrant or someone who demands complete control and obedience at all times. He is to be mindful of his wife's and children's feelings, patiently loving and leading his wife and being careful not to frustrate or anger his children.

Paul even has words for the children in the family: "Children, obey your parents in everything..." In his letter to the Ephesians, Paul adds to this command "in the Lord." This means that children are to obey their parents just as they would the Lord. This doesn't mean that children are to obey a mother or father who is asking them to sin. We always obey God first. But in everything else, children are to obey—not just on the outside, but on the inside, where it counts. God wants to see an attitude of honor and respect in our hearts as we obey our parents.

What is the result when everyone in the family carries out the role God meant for them to have? The most important one is that a family living their daily lives this way will be vastly different from other families. A family not under God's control can be a painful thing to be part of. Men abuse their authority as husbands, and fathers, in Paul's time, even went so far as to kill unwanted children. In our time, fathers walk out on their families. Women try to get control, always looking for a fight. A family just the opposite of this, who love and honor one another, will undoubtedly receive attention from unbelievers. It

causes them to really think about the Gospel of Christ when they see the effect it has in the Christian family.

Once Paul finishes giving instructions about family relationships, he moves on to the relationship between a slave and his master. In Paul's time, slavery was very common. The Bible never gives its approval to this practice, but it recognizes it as a fact of life in those days and uses it to teach spiritual values to believers. Paul encourages slaves to obey their masters in all things and to work hard at all times, not just when the master is watching them. If you had no choice but to take orders from the same person all day, day after day, what would your attitude be like? Would you find yourself grumbling inside and trying to see how little work you could get by with? Paul knew this was how many slaves felt, and so he tells them that they are not really working for their masters—they are working for the Lord. Even if their masters never see or appreciate how hard their slaves work, God will see and reward hard work done for Him with a sincere heart. There is also a warning given to those who do not honor God in their work. They will be faced with God's displeasure and punishment. Think for a moment about your own work or school life. If someone videotaped all your work this week, what would they think of you? Were you diligent, energetic, and hardworking as you did your chores at home, handled your schoolwork, or worked out with your sports team? Or were you lazy or unwilling to give your best? Did you know that God notices all the work we do? Remember, He's the one we're working for, so our work should be totally different from that of others. That doesn't mean you always have to get straight A's or win every ball game, but it does mean that believers should be the most hardworking, energetic workers around.

Next, Paul reminds the slave owners that they have a master in heaven that they answer to, so they must treat their slaves fairly. God does not play favorites with His children, nor does He abuse or dishonor them. Earthly masters are to follow this example. Again, when Christian masters and slaves treat each other according to God's wishes, they stand out as radically different from the rest of the world. They are witnesses to all who see them of the awesome power of God to change lives.

As Paul nears the end of his letter to the Colossians, he tells them about the importance of prayer in their lives. He tells them to devote themselves to prayer, meaning to hold fast and not let go. When we are devoted to something, we don't cast it aside as soon as we see something we like better. They were to keep praying, staying awake and alert to the needs around them, asking God to bring the Gospel to new places and to give them new opportunities to share it. Paul asks for prayer that God would open up new doors for him to share Christ with others. He reminded the Colossians that they needed to act and speak correctly toward unbelievers so that they might have opportunities to share Christ also.



God's command, given through Paul, to be devoted to prayer is for us, too. We are to pray, and pray, and then pray some more until God gives us an answer. The answer could be "yes," "no," or "wait." We should also be praying for those who are doing the Lord's work, such as pastors and missionaries in our church. We can pray for open doors for them, and we can pray for their spiritual needs. God wants us to pray that the message of the Gospel would be heard in places where people have never heard.



Has it been an eye-opener for you to realize that obedience to parents was not some idea made up by a parents group? It is God's wish and God's plan for those who belong to Him. How well do you obey your parents? Can you be rebellious toward your parents and still be obedient to God? The Bible says no. Even when you obey on the outside, if you are rebelling on the inside, God is not pleased. The best way to please Him is with a heart that is happy to obey. The joy will come in knowing that we are not only honoring our parents when we obey them, we are also honoring God. If we're only going through the motions and we hate having to be obedient, then we need to make sure that we have truly turned our lives over to Christ. If we have done that, there will be changes in our lives. We will want to obey our parents because this brings pleasure to God. When we all do what God asks us to do—fathers, mothers, and children, our families will be so much different from those of the world. They will take notice, and we will have an open door to share Christ with them.





Look:




Singing and Praising (Song Activity).   Play or sing the songs, "The Song of FAITH" or "We Will Serve the Lord" from the "Praise to our God" tape produced by Asaph, Faith Bible Church's Music Ministry.



- "I Work for God" Stickers (Craft).**   Each student will need:
 - a sticker from **COL04.GF1 Pgs.1 & 2**
 - clear contact paper
 - colored markers



Have the students choose their desired stickers and color them. Once completed, help them cover them with the clear contact paper. These may be used in their school lockers, on their binders, or affixed as a bumper sticker as a reminder for whom they ultimately work.

- Meet the Unbiblical Family (Story/Discussion).**   Before you share the story with the students, let them know that they are going to meet a new family today. Have them listen carefully to the story and then ask them the questions at the bottom of the page, **COL04.GF2**.


- Four Families (Role-Play).**  Ask for several students to volunteer being a family. Have four families represented (a mom, dad, and children from both a Christian and non-Christian family; and a mom and the child from both a Christian and non-Christian family). Have the students act out what a Thanksgiving dinner might look like for their particular family. While the volunteers are preparing, use the time to discuss what they've just learned about the Christian family and the different roles God gave to each member. Ask them why they think God gave different roles for the family.


- Manhood and Womanhood (Worksheet).**   Use this worksheet to help the students see the God-given differences between men and women, **COL04.GF3**.

- Work Through Your Day (Worksheet).**   Use this worksheet to help the students see all the work they are responsible for in a given day and how they respond to that work, **COL04.GF4**.

- The Rewards of Work (Worksheet).**   Have the students look up verses in the Bible to see why work is important and how God rewards those who are faithful in their work before Him, **COL04.GF5**.



- In the Right Order (Worksheet).**   Today's memory verse can be learned by having the students copy the blocks in the right order, **COL04.GF6**.

- Aim Questions (Worksheet).**  Have the students answer the Aim Questions about today's Bible Adventure, **COL04.GF7**.

- Passage Review Questions (Worksheet).**  This booklet contains many questions from the Scripture passage covered in today's lesson. Students may work on them in class and complete them during the week at home, **COL04.GF8 Pgs. 1 & 2**.



Took:

- Missionary Messages (Video/Activity).**   As today's lesson taught on praying for our missionaries, bring in a video camera and videotape messages from the students to the missionary. You may even want to tape the class praying for them. This would be a wonderful source of encouragement for them and a great component to add to a care package if desired.

Have a Heart for Jesus (Take-Home Activity). 🎨, 🦋 Each student will need:

COL04.GF9 Pg. 1

10 heart stickers from **COL04.GF9 Pg. 2**

1 sheet of construction paper

coloring crayons or colored markers

glue

paper clip or stapler

Have the students color and mount their page to a piece of construction paper. They may color the heart stickers if desired. Paper clip or staple the heart stickers to each student's take-home page. At the end of class, instruct the parents to use these sticker charts during the week, awarding a heart sticker each time their child displays a godly attitude.

Persevere in Prayer (Prayer Time). 🎨, 🦋 As a class, decide on specific things to pray about this week. Divide up these ideas and make a record of who will be praying for what during the week. Supply each student with **COL04.GF10** as a visual reminder for them at home. If you have time, you can drop a note in the mail to encourage each student to be persevering in prayer through the week. If you have written down what each student's prayer assignment was, your note can be very specific. Next week, take time at the beginning of class to ask the students if God has answered any of their prayers.

How Can Those Around Me See Christ? (Worksheet/Discussion). 🎨, 🦋 As we are obedient to Christ, others can see Him through us. In light of what the students learned in today's Bible Adventure, discuss the qualities which should be radiating from us. Have the students write the different characteristics on the lines provided, **COL04.GF11 Pg. 1** (for boys) and **COL04.GF11 Pg. 2** (for girls).

9 Fun Ways to Get to Know Your Missionary (Activity). 🎨, 🦋 Use these helpful hints to help your students think about how they can help encourage our missionaries, **COL04.GF12**.

Missionary Prayer Cards (Activity). 🎨, 🦋 Information sheets and prayer cards are available upon request for each of our missionaries. Pass them out to the students for their families to pray for them. Spend a few minutes in class having the students pray for each of the specific needs for your class missionary.

Outreach Prayer Bookmark (Craft). 🎨, 🦋 Here is a great way to get the students to be praying for different outreach opportunities with those who do not know Christ, **COL04.GF13**.

How Obedient Are You? (Discussion). 🎨, 🦋 Tell the students that, in today's Bible lesson, they learned that children are to obey their parents. Discuss the following points:

1. How important is a child's obedience to his parents?
2. For those children who attend church, there are some who claim to be a "Christian." Words alone do not prove that we are Jesus' followers, but our actions surely do.
3. Therefore, a child's obedience to his/her parents is a good test of whether or not that child is really a Christian.
4. A child, who consistently disobeys his /her parents and does not desire to obey them, may have a difficult time proving that they are really saved.

This is a wonderful opportunity for you to challenge the students with the Gospel and to have them understand the importance of obedience to their parents.

True Obedience Is from the Heart (Craft). 🎨, 🦋 Help the students understand that their heart attitude, actions, and thoughts must all match what their mouth says. Each student will need:

COL04.GF14 Pgs. 1 & 2

scissors

small brad

Have the students follow the directions below to complete their craft:

1. Cut out where indicated on page one.
2. Cut out the circle on page two.
3. Connect the circle to the back of page one using a small brad through the button hole and the center of the circle.



Colossians Mobile (Craft). 🦋, 🦋 Each student will need:

COL04.GF15

glue
scissors
coloring crayons
paper clip

Have the students follow the directions below to complete their craft:

1. Color the pictures and fold where indicated.
2. Cut on the outside black line of the whole group.
3. Glue together.
4. Bend a paper clip to form an “S” shape and hang from the right side of the mobile.

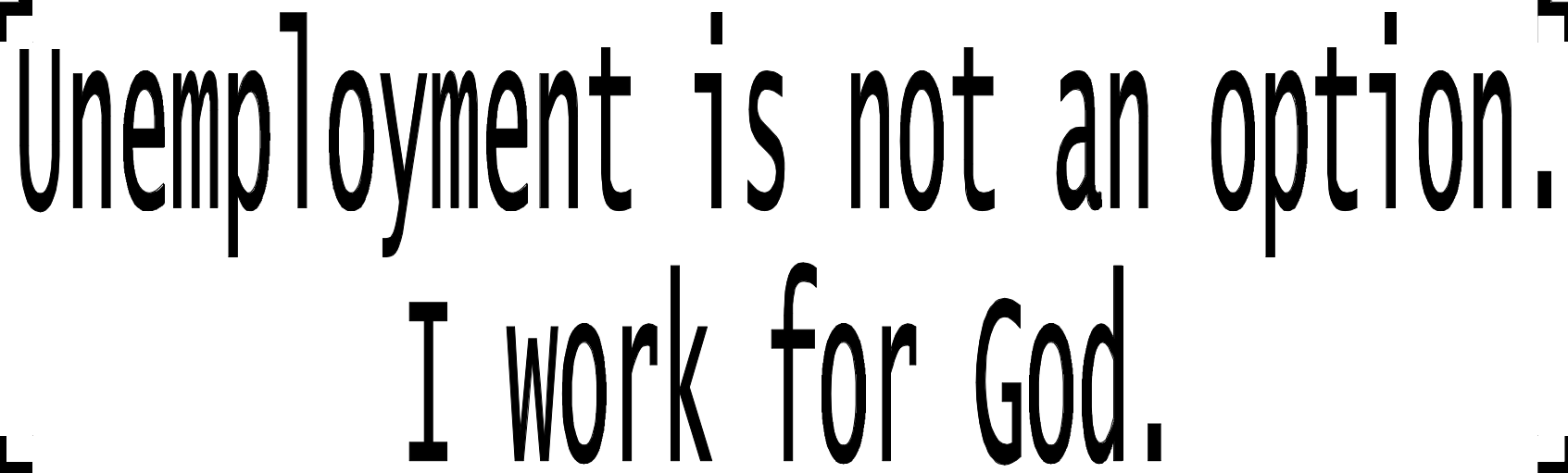
As this is the final piece of the Colossians mobile, a good review for the entire book of Colossians would be to discuss each part of the mobile by referring back to the aim questions for each lesson in order to reinforce what the students have learned.

**My Boss
Is a Jewish
Carpenter**

**Employed
by the
LORD**



**I
Work for
God**



Unemployment is not an option.
I work for God.

Meet the “Unbiblical” Family



Today, we are going to meet the “Unbiblical” Family. Let’s meet them! The father’s name is Larry Unbiblical, the mother’s name is Sherry Unbiblical, and the children’s names are Very and Terribly.

The father, Larry Unbiblical, has always had a hard time keeping a job. Because he’s usually late for work or doesn’t get his work done, he’ll get fired. So instead of trying, he’s pretty much given up and stays at home to take care of the house and the kids. He’ll do the cleaning, the washing, and he’ll make the meals for the family. He is kind of like a “Mr. Mom.”

The mother, Sherry Unbiblical, works full-time and supports the family. Because her husband Larry can’t find work, she decided that it would be best for their family if she went and found a job. Actually, she loves working more than being at home taking care of her house and kids. She thinks that making lots of money is what she was made for! As long as her husband takes care of the things at home, she doesn’t mind being at work. She finds that her job gives her a lot of satisfaction and feels that she is important because she is a working woman.

Very Unbiblical is three years old. Her father takes care of her all day long. One of the favorite things she loves to do is scream! Whenever she screams, her father or mother comes to her and give her exactly what she wants! Very Unbiblical is allowed to watch whatever she wants on television and play whatever she wants all day long. Sometimes when the neighborhood kids play together, Very will push the girls down and make them cry. She usually laughs at them when they cry. Her father doesn’t do anything at all but simply tells her to “stop it and don’t do it again.”

Terribly Unbiblical is in the second grade and is eight years old. He still hasn’t learned how to do well at school, mainly because he doesn’t like paying attention to his teachers. He thinks that they are boring and would rather talk with his friends during class. During recess, he hangs around the “cool” kids at school because he wants to be noticed. He usually makes fun of the other kids in his grade and finds himself getting into lots of trouble.

When the Unbiblicals get together for dinner, it can be a wild time. Larry isn’t the greatest cook, so the food doesn’t always taste very good. This upsets Sherry, who scolds Larry in front of the children and wonders why he can’t seem to get it right, even though he’s been home all day. Very is still screaming, and Terribly stays in his room playing loud music until it’s time to eat. When they get to the table, everyone just grabs at what they want, and they start eating right away. They usually don’t talk about much, except for Very, who’s still screaming for something else to eat. Finally, Sherry gets up and grabs a bowl of ice cream to stop Very from screaming. Sherry starts asking Larry where he put the checkbook. Larry can’t remember, and this sets off another huge argument between Sherry and Larry. Terribly doesn’t like it, so he grabs his dinner, throws it into the trash, and goes back up to his room, slamming the door behind him.

The Unbiblicals are having a difficult time as a family, aren’t they?

What’s wrong with this family?

Why do they seem so sad and confused?

If you could give them some Biblical advice, what would you say to each member?

Manhood and Womanhood

Write down the God-given characteristics and roles of men and women beneath the correct heading.



MAN



WOMAN

Spiritual
Leader
Submissive
Supporter
Masculine
Feminine
Provider
Protector
Worker at Home
Gentle and Quiet
Responsible for
Decisions
Leader

Work Through Your Day




Write down all the work that you are responsible for in a regular day.
Begin from the time you wake up to the time you go to sleep.
Think of every responsibility you have whether it's at home or school, work or play.

mealtime



pet duties



sports practice



church



bedtime



home chores



music practice



school



Questions:

- ◆ When you go about your responsibilities throughout your day, what is your attitude like?
- ◆ Is your attitude better when you have to do something bigger or smaller?
- ◆ Why do you think your attitude toward work is so important to the Lord?
- ◆ If you have a wrong attitude towards your daily responsibilities, what can you do to change it?

The Rewards of Work

Look up the following verses. Write down how God rewards faithful work.
What are the consequences of unfaithful work?


Rewards of faithful work:



Proverbs 18:9
Proverbs 22:29
1 Corinthians 3:14
Colossians 3:23-24
2 Thessalonians 3:10-11

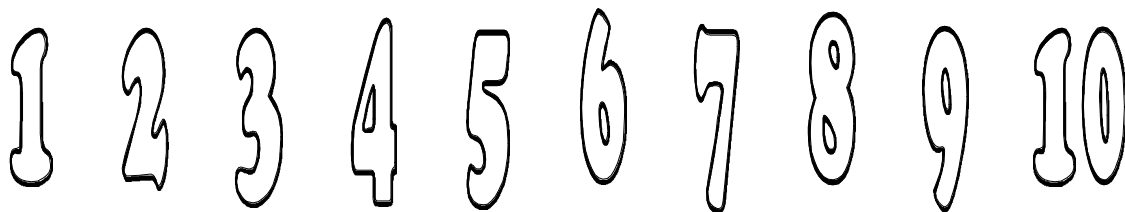
Consequences of unfaithful work:

IN THE RIGHT ORDER



Copy the blocks in the right order onto the table below to spell out today's memory verse.

S	TH	EASE	ERYT	HING	AREN	TS	I			
DREN	RD		N	EV	CHIL	FOR	S	PL		
O	B	E	UR	P		THI	E	LO	Y	YO




Aim Questions

Answer the following questions about today's Bible Adventure.

1. What are the roles for each member of a family? What is your role?
2. Why does God want children to be obedient to their parents?
3. What kind of attitude are Christians to have toward work?
4. How were the Colossians to pray? What did Paul want the Colossians to pray for? ?

If someone could videotape all your work this past week, what would they think of you? Would they see you being diligent, energetic, and hard-working in your chores at home, in your schoolwork, or on your sports team? Or would they find you being lazy, half-hearted, and unwilling to give your best in these areas? Did you know that God notices all the work we do and wants us to work as if He were our boss? Since Jesus Christ is the most important treasure in the lives of believers, our work should be radically different from those of others. This doesn't mean that we're to get straight A's or win all our ballgames, but it does mean that believers should be the most hard-working, diligent, and energetic workers around.



*"Children, obey your parents in everything, for this pleases the Lord."
Colossians 3:20*

27. Who had a church in her house? 4:15

28. Where was this letter to be read after the Colossians read it? 4:16

29. Where was the Colossian Church to read the letter Paul had sent to Laodicea? 4:16

30. What was Archippus to do? 4:17

31. How did Paul end his letter to the Colossians? 4:18

Passage Review Questions

Colossians 3:18 - 4:18

1. What is a wife to do? 3:18

2. What is a husband to do with his wife? 3:19

3. What are children to do? Why? 3:20

4. Why are fathers commanded not to embitter their children?
3:21

5. What are slaves supposed to do? 3:22

6. How are you supposed to work? 3:23

7. Who will give us an inheritance? 3:24a


8. Who are we serving? 3:24b

9. What will happen to those who do wrong? Is there any favoritism? 3:25
10. What are the masters to provide their slaves with? 4:1
11. What are we to devote ourselves to? 4:2
12. Were the Colossians to do the same? 4:2
13. For what did Paul ask for prayer? 4:3-4
14. What instructions were given to the Colossians for what to do to outsiders? 4:5
15. How was their speech to be and should it be the same with our speech? 4:6
16. Who is Tychicus? 4:7
17. Where was Tychicus sent? 4:8

18. Who was Tychicus going with? 4:9a
19. What were Tychicus and his companion going to tell the Colossians? 4:9b
20. Who was imprisoned with Paul? 4:10
21. Who was Mark a cousin of? 4:10
22. Who also comforted Paul while he was in prison? 4:11
23. Was Epaphras a Colossian? 4:12a
24. What did Epaphras do for the Colossians? Why? 4:12b
25. Where was Epaphras working hard for the Colossians? 4:13
26. Who also sent greetings to the Colossians? 4:14




has a heart for




Serving
Him with
the right
attitude

JESUS



Persevere in Prayer



Remember to pray for:

How Can Those Around Me See Christ?


As we are obedient to Christ, others can see Him through us. In light of what we learned in today's Bible Adventure, list some of the qualities that are to be radiating from us.



How Can Those Around Me See Christ?

As we are obedient to Christ, others can see Him through us. In light of what we learned in today's Bible Adventure, list some of the qualities that are to be radiating from us.





9

Fun Ways to Get to Know your Missionary

1. Early in the year, you can take a photo of your class and send it to your missionary so they can get to know you, too.
2. Purchase a small stuffed animal, and spend the month getting him ready to go live with your missionary family. Obtain a passport for him, get an needed immunizations, find out what kind of clothing he may need. Have kids bring a small treat for the animal to “take” to the missionary such as packages of Kool-Aid, spices, Tootsie Rolls, Christmas ornaments, etc. Send the animal to the missionary--perhaps in time for Christmas.
3. Sing and record a few songs. You may even want to record the students praying for the missionary. Make it as personal as you can.
4. Send a puzzle letter. Write a letter to the missionary on a sturdy piece of paper or cardstock, then cut into pieces like a jigsaw puzzle. The missionary family can assemble it at the other end and read your greetings to them.
5. A good January idea—have everyone bring a Valentine from home. Have the students write a short message and send their love.
6. Ask your missionary to send a recipe for a native dish that is easy to prepare. Cook it up and serve to the class.
7. Have everyone bring a stick of gum and enclose them in a letter to the missionary.
8. Make a bright, splashy poster (on butcher paper, so it can be folded). It can be something your class is learning from Scripture or something they’ve learned about the missionary’s country.

Outreach Prayer Bookmark

○

Colossians 4:3-4
"And pray for us, too, that God may open a door for our message, so that we may proclaim the mystery of Christ...pray that I may proclaim it clearly, as I should."

Lord, please help...

come to know You!

○

Colossians 4:3-4
"And pray for us, too, that God may open a door for our message, so that we may proclaim the mystery of Christ...pray that I may proclaim it clearly, as I should."

Lord, please help...

come to know You!


○

Colossians 4:3-4
"And pray for us, too, that God may open a door for our message, so that we may proclaim the mystery of Christ...pray that I may proclaim it clearly, as I should."

Lord, please help...

come to know You!

TRUE OBEDIENCE IS FROM THE HEART

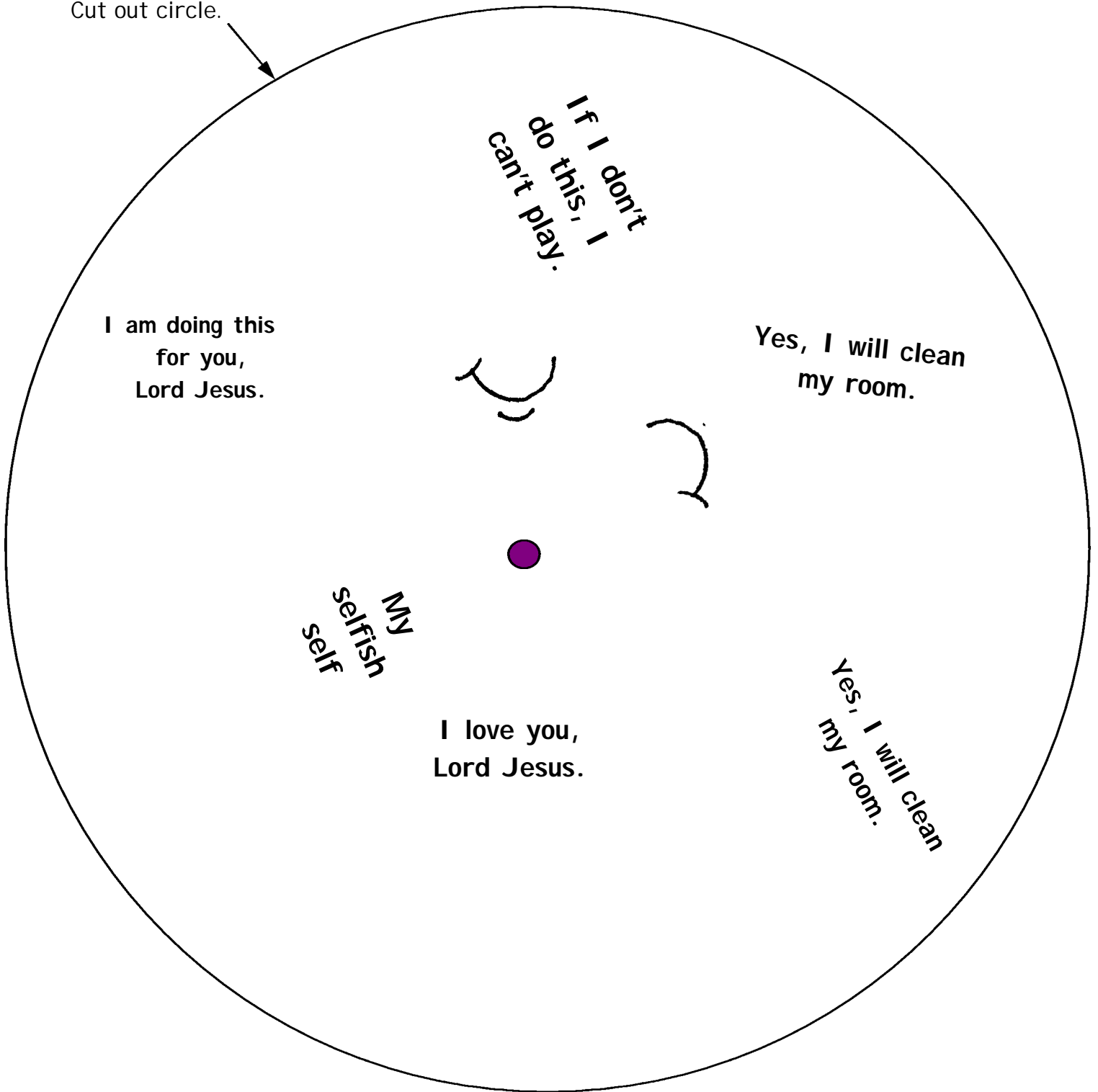


What is the right heart attitude?

"Whatever you do, work at it with all your heart, as working for the Lord, not for men."

Colossians 3:23

Cut out circle.



I am doing this
for you,
Lord Jesus.

I don't
do this, I
can't play.


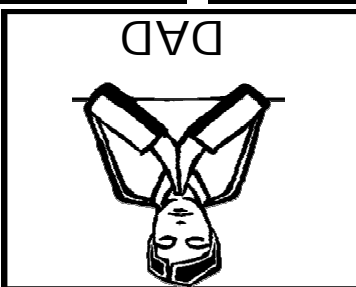
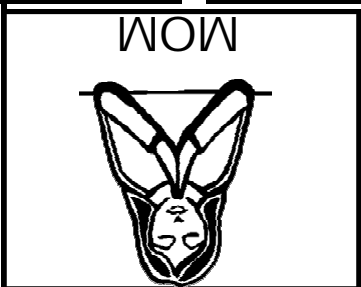

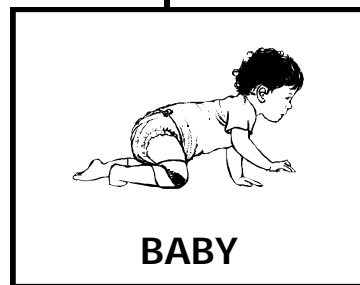





Yes, I will clean
my room.

MY
selfish
self

I love you,
Lord Jesus.

Yes, I will clean
my room.

GOD'S ORDER FOR FAMILIES



1. Color the pictures and fold where indicated.
2. Cut on the outside black line of the whole group.
3. Glue together.
4. Bend a paper clip to form an "S" shape and hang from the right side of the mobile.

