

November 10, 2110      Colossians 3:1-17  
Early Childhood      COL03EC  
Jesus Gives Us His Right "Clothes."

**Materials I Need:**

**Memory Verse:**

**Two- and three-year-olds:** Jesus is the beginning and has first place in everything.

Colossians 1:18

**Four- and five-year-olds:** Jesus is the head of the body, the church; He is the beginning, the first-born from the dead; so that He Himself might come to have first place in everything.

Colossians 1:18

**Attribute of God emphasized in the book of Colossians:** Jesus is God the Son, the head over all.

**Aim Questions for 2's & 3's:**

1. **What is the name of the letter Paul wrote?** (*Repeat the name "Colossians."*)
2. **Who has first place in everything?** (*Hold up your index finger and say, "Jesus is first."*)
3. **If we are filled up with Jesus, will we throw temper tantrums and hurt people?** (*No.*)
4. **If we are filled up with Jesus, will we be kind and patient?** (*Yes.*)
5. **Is Jesus the best treasure?** (*Yes. Jesus is first and best.*)

**Aim Questions for 4's, 5's & K:**

1. **What is the name of the letter Paul wrote?** (*Repeat the name, "Colossians."*)
2. **What did Paul tell the Colossians about Jesus?** (*Say the memory verse as you show last week's COL02ECGF1 picture of the treasure chest.*)
3. **What attitudes and actions did Paul say to get rid of, as though they were old, dirty, smelly clothes?** (*Paul said that we should get rid of our old attitudes and actions, like greed, anger, bad or hurtful words, and lies.*)
4. **What attitudes and actions did Paul say to put on like clean clothes?** (*Paul said to put on compassion, kindness, humility, gentleness, patience, forgiveness, and love. You may emphasize any of these character qualities that you want.*)
5. **Is Jesus your best treasure? Do you want to be filled up and clothed with Jesus' clean attitudes and actions?** (*Yes. Say the memory verse.*)

**Key for symbols:**

- This box symbol represents ideas that can be used for two-year-olds through kindergarten. Please remember to slow down the pace for two-year-olds and keep the pace moving for five-year-olds.
- ② This symbol represents ideas that are best used for two- and three-year-olds.
- ④ This symbol represents ideas that are best used for four-year-olds through kindergarten.



**Hook:**

- Dress Up Center:** Have the children dress up in a variety of men's and women's clothes. Today's Bible Adventure will be talking about putting on clean clothes and attitudes and taking off dirty clothes and bad attitudes.


- 
- Washing Center:** Materials needed: Plastic dishes, dishpan with warm water and soap suds, washcloths and towels, vinyl tablecloth. Cover the work area with the tablecloth and set up a dish washing center. Have the children wash the dishes and dry them and talk about Jesus wanting us to be clean just as the dishes are clean. In the Bible Adventure, Paul continues his letter to the Colossians, telling them to “wash away” their old, bad attitudes.
  - Clothes Washing Center:** Materials needed: Several pieces of white cotton material, dishpan with soap and water, water soluble marking pen. Using a water soluble marker, let the children scribble on a piece of white cotton material. As frowning faces are drawn, explain that they represent the bad things we do when we forget what God wants us to do. Let the children swish the material around in a dishpan of warm, sudsy water and watch as the marks come out. In today's Bible Adventure, Paul writes that Jesus is the only one who can clean our hearts and minds so that we will want to obey Him.
  - Godly Character Stickers: (COL03ECGF5)** When each child arrives, put a godly sticker (kind, gentle, patient, thankful, truthful) on his clothes. The GF5 page can be copied onto 1” x 2 5/8” laser labels to make stickers. Throughout the morning, attach the godly attribute to his real name as he is spoken to. "Gentle Ben, please help put the toys away. Kind Sarah, please share the stuffed animals. Patient Tyler, thank you for waiting for your turn at the water fountain." Paul wrote the Colossians and told them to put on new attitudes to help them act more like Jesus.
  - Treasures Center:** Ask one of the teachers to dress in extra fancy clothes, complete with hat and bright jewelry. Ask other teachers to bring other items that children might treasure, like a fancy bicycle, a remote-controlled car, or a stack of videos. Talk about how some people want to wear the very best clothes and want people to notice the “treasures” that they wear. They care very much about how they look on the outside of their bodies. Their appearance is their best treasure, or their possessions are their treasures. In the book of Colossians, Paul wrote that Jesus is the best treasure. When we have Jesus, we look good to God on the inside. When we have Jesus, we are full of God, and He is the most important treasure of all.
  - Coloring Center: (COL03ECGF6)** Let the children color the pictures of children doing right, kind things. Use these later during the Look time. Talk about the good things the children are doing in the pictures. Talk about times the children do similar things at home. Cut the pictures apart and ask the children to hide the pictures around the room. If they hide theirs as they finish coloring, it may not be so obvious where they are hidden!
  - Magic Slate:** Let children draw on slates and erase things they don't like and that aren't right. In the Bible Adventure today, we will talk about some things in our lives that aren't what Jesus would do and we want to erase them from our lives! When we ask forgiveness, it is like we are wiped clean.
  - Clean and Dirty Visitors:** Invite someone to visit the classroom in dirty, smelly clothes. Ask him how he got that way. He can tell how he got angry and did something unkind. Then have someone come in with clean, dressy clothes. Let him talk about kind, good things he likes to do. Tell the children that they will hear more about being clothed with kindness in our Bible Adventure.
  - Puppet Conversation:** Two puppets visit with the children about times when they are bad and what good things they should be doing.
  - Doll Play:** Play with dolls and instruct them in the right, kind things they should be doing when they grow up, like being kind, telling the truth, sharing, thinking of others, being patient when in line, etc.



### **Book:**

#### ***Presentation Ideas -***

- Color and mount the **COL03ECGF1, COL03ECGF2, COL03ECGF3, and COL03ECGF4** pictures on construction paper. Show them as you tell the Bible Adventure. Save them for review as you continue through the book of Colossians.

 Have the leader who is teaching the lesson dress in shabby, dirty clothes that have holes and patches. At the end of the story, have him take them off one at a time to uncover regular, clean clothes.

### **Bible Adventure for 2's & 3's-**

*(Hold up a large number one.)* Paul said in the book of Colossians that Jesus is the first because He was in the beginning.

*(Open a jewelry box or treasure chest that has "treasures.")* We learned that Jesus is the best treasure anyone could ever have because Jesus is God the Son.

*(Show last week's COL01ECGF2 picture.)* We learned that Jesus is the boss, the head of the church, and we must obey the head. We find out about Jesus and His words from the Bible.

*(Show the COL01ECGF5 picture of Jesus in heaven.)* Paul said in his letter to the Colossians, "If we belong to Jesus, we will live with Him in heaven after we die. To live with Jesus in heaven, He gives us new, clean hearts that are like new, clean clothes. Instead of the old, selfish hearts we had before, that are like old, dirty, smelly clothes, Jesus gives us hearts and minds that want to obey Him."

*(Show the GF2 picture.)* When our clothes get dirty, our moms or dads put the clothes in the washing machine and wash them clean. Paul said to the Colossians, "Take off your old, dirty, bad attitudes.

*(Point to the looks on the children's faces.)* This boy and girl have mad looks on their faces. They have bad attitudes. Paul said, "Don't get mad and throw temper tantrums when you don't get your way. Don't grab toys away from another person." It is not right to disobey and have a bad attitude.

*(Show the GF3 picture and point to the smiles on the faces.)* Paul said, "Put on Jesus' clean, right attitudes as though you were putting on clean clothes. *(Point to the clean clothes.)* Paul said, "Be kind to one another. Be patient and wait your turn. Love as Jesus loves you."

*(Show the GF4 picture.)* When God fills us up with His words and ways, we can act like He wants us to act. *(Point to the heart.)* When we have Jesus and His good attitudes in our hearts, He gives us smiles on our faces.

*(Begin filling a glass of water from a pitcher.)* Jesus fills us with His thankfulness. *(Have the children say, "Jesus fills me with thankfulness.")*

*(Pour a little more water from the pitcher into the glass.)* If I say, "I'm sorry for getting mad and throwing a temper tantrum," Jesus will fill me with patience. *(Have the children say, "Jesus fills me with patience.")*

*(Pour a little more water from the pitcher into the glass.)* Jesus fills me with kindness. *(Have the children say, "Jesus fills me with kindness.")*

*(Pour a little more water from the pitcher into the glass.)* Jesus helps me say good words, not bad, hurtful words. *(Have the children say, "Jesus fills me with good words.")*

*(The teacher begins taking off one dirty, shabby item of clothing at a time.)* I want to take off my bad attitudes that are like dirty clothes. I want to be thankful for what God has given me.

*(Show your clean clothes.)* I want my heart to be clean like my clean clothes. I want to be filled with Jesus' words and ways.

**Prayer:** Dear God, thank You for telling us all about Jesus in Colossians. I want to be filled with His right ways, not with my old, bad, selfish ways. In Jesus' name, amen.

### **Bible Adventure for 4's, 5's & K-**

*(Hold up a large number one.)* What did Paul say about Jesus in the book of Colossians? Paul said that Jesus is the first because He was in the beginning.

*(Open a jewelry box or treasure chest that has "treasures.")* What did we learn about treasure last week? Jesus is the greatest treasure we could ever have because Jesus is full of God.

*(Show last week's GF2 picture.)* What did we learn about Jesus being the head of the church? Jesus is the boss, the head of the church, and we must obey the boss. We find out about Jesus and His words from the Bible.

*(Show the GF1 picture.)* Those of us who believe that Jesus is God the Son who came to earth, died on a cross, and then came back to life want to be baptized with water to show that we belong to Jesus. When we are baptized under the water, like the man in this picture, it is like our own sins are dying and being buried with Jesus. When we come up out of the water, it is like we are being raised up with Jesus and given His eternal life. When we belong to Jesus, we have clean hearts that want to be like Jesus.

*(Show the review COL01ECGF5 picture of Jesus in heaven.)* Paul said in his letter to the Colossians, "If we belong to Jesus, we will live with Him in heaven after we die. To live with Jesus in heaven, He gives us new, clean hearts that are like new, clean clothes. Instead of the old, selfish hearts we had before, that are like old, dirty, smelly clothes, Jesus gives us hearts and minds that want to obey Him."

*(Show the GF2 picture.)* When our clothes get dirty, our moms and dads put the clothes in the washing machine and wash them clean. Paul said to the Colossians, "Take off your old, dirty thoughts and attitudes. Get rid of them because they don't belong to Jesus' new life."

*(Point to the word, "Greed" on the children's shirts.)* "Don't be greedy and want something that you don't have. Be thankful for your family and what you have."

*(Point to the boy's shoes.)* "Don't get mad and throw temper tantrums when you don't get your way. That is not the way you obey your parents."

*(Point to the children's knees.)* "Stop lying, and start telling only the truth. *(Point to the hats.)* Stop saying bad words that are dirty or that hurt people."

*(Show the GF3 picture.)* Paul said, "Put on Jesus' clean attitudes. Be kind to each other. Don't grab toys away from the other person. Be gentle with the children around you, whether you are at Bible School or at home. Be patient and wait your turn. Forgive when someone hurts you. Love as Jesus loves you."

*(Show the GF4 picture.)* When God fills us up with His words and ways, we can act like He wants us to act. If we have hate inside of us, we will be mean to the people around us. If we have Jesus' love and forgiveness inside of us, we will treat people around us with love and forgiveness.

*(Begin filling a glass of water from a pitcher. Pour a little water into the glass.)* It is not easy to be like Jesus throughout every day. But if we ask Jesus to forgive us when we sin, He will fill us with His forgiveness for other people. *(Have the children say, "Jesus fills me with forgiveness.")*

*(Pour a little more water from the pitcher into the glass.)* If I say, "I'm sorry for complaining about what I don't have and for being greedy," Jesus will fill me with thankfulness. *(Have the children say, "Jesus fills me with thankfulness.")*

*(Pour a little more water from the pitcher into the glass.)* If I ask Jesus to forgive me for being angry and throwing a temper tantrum, Jesus will fill me with patience. *(Have the children say, "Jesus fills me with patience.")*

*(Pour a little more water from the pitcher into the glass.)* If I ask Jesus to forgive me for lying, He will fill me with His truth. *(Have the children say, "Jesus fills me with His truth.")*

*(Pour a little more water from the pitcher into the glass.)* If I ask Jesus to forgive me for saying hurtful words to someone, He will fill me with gentleness. *(Have the children say, "Jesus fills me with gentleness.")*

*(Pour a little more water from the pitcher into the glass.)* If I ask Jesus to forgive me for saying a bad word, He will fill me with good words. *(Have the children say, "Jesus fills me with good words.")*

*(Pour a little more water from the pitcher into the glass.)* If I ask Jesus to give me His love for those around me, He will fill me with His love. *(Have the children say, "Jesus fills me with His love.")*

*(The teacher begins taking off one dirty, shabby item of clothing at a time.)* I want to take off my selfish greed and be thankful for what God has given me. I want to take off my lies so that I will always tell the truth. I want to get rid of any dirty or hurtful words I might say. I want to stop getting angry and losing my temper.

*(Show your clean clothes and wear a smile.)* I want my heart to be clean, like these clean clothes I am wearing. I want to be filled with Jesus' words and ways so that I will be thankful for what He has given me.

**Prayer:** Dear God, thank You for telling us all about Jesus in Colossians. I want to be filled with His right ways, not with my old, selfish ways. In Jesus' name, amen.



### Look:



**Aim Questions:** Using a jacket or coat with five pockets, have the children reach in different pockets for the correctly numbered question.



**Colossians Clothes Hanger Review: (COL01ECGF14)** Give each child their clothes hanger they worked on last week, another clothespin, and a Colossians Lesson #3 picture from the first week's GF14 page. Give new children a hanger and clothespin. As the children color their Lesson #3

pictures, review the fact that Jesus is God and wants His children to act like Him. Sing "Colossians 1:18 Memory Verse Song" as the children hang their pictures with a clothes pin on the bottom wire of the clothes hanger. Save this craft and add a new picture for each of the four Colossians lessons. Send the clothes hanger home with the children next week.

---

- "Sharing" Finger Play:** Invite children to suggest other names and toys for this activity.  
When (Reuben) wants to play with (blocks),  
I want to say, "They're mine!" *(Make grabbing motion.)*  
But I know how to share, and so  
I'll say to (him), "That's fine!" *(Make giving motion.)*
- Stay on the Good Path:** Let children color several pictures that depict children doing kind and unkind things. Ask them to help you make a masking tape path on the floor that leads to a chair with a Bible on it. Tape the pictures on the path. We don't want to be angry or unkind to others! Step only on the pictures that show acts of kindness.
- Scripture Review Search:** Fill two dozen plastic eggs with today's Scripture verse. Before class, have a helper hide the eggs outside in a safe play area. After the Bible Adventure, have the children go out and hunt for the eggs. After a child finds one egg, have the child open it and the leader can read the Scripture verse to him. If time allows, repeat the process with the children hiding their eggs and the leaders looking for them. Make sure each child has an egg and Scripture verse to take home when the activity is finished.
- Snack:** Clutch a bag of Fruit Loops cereal. Pretend like they are all yours! "Is that a good, clean, Jesus-kind-of attitude? No! What should I do? Yes, sharing is being kind just like Jesus." Ask one child at each table to share cereal with the others.
- Watermelon Spitting Snack (outside):** Provide small pieces of watermelon for snacks that contain few seeds. Have the children be served their pieces and when they come to a seed, they are to spit it into a garbage can just as they would spit out a lie or an unkind word.
- Puppet Drama on Attitudes:** Bring as many puppets as possible. Have one puppet (teacher) be a friend to the other puppets (leaders) who appear with bad attitudes. The puppets with bad attitudes come up one at a time and complain of their problems. End each conversation with the friend (teacher) asking, "Who can fill you with (patience)?" Have the children respond, "Jesus can fill me with (patience)."  
The following attitudes can be presented: anger--kindness, lying--the truth, hurtful words--good words, hate--love, carry a grudge--forgiveness.
- Clean Clothes Relay:** Divide the class into three or four groups, put them each in lines, and provide the following clothes for each group: t-shirt, shorts, sandals, hat, jacket. Place the clothes in a pile twenty feet in front of each group. On a signal from the leader, the first child from each team goes out and puts on an article of clothing, comes back to his team, and puts it on the next player. That player goes out and puts on a second piece of clothing with the first, takes it back to his line, and puts both pieces on the next person. That person goes out for the third article of clothing, then returns and puts the three articles on the next person. Continue for all five articles of clothing. For everyone to have a turn, the process can be reversed after admiring the fully dressed child from each group. This activity can be simplified for the younger ones by having them only put on one piece of clothing. The relay is done as soon as five people on the same team are wearing an article of clothing.
- Clothe the Child:** On a large piece of butcher paper, trace around the figure of a child. (Children love to lay on the floor and have you trace around them!) Draw a t-shirt and jeans on this figure. Place this on the floor in the middle of the children. Ask them to find one picture of children doing kind acts that was hidden during the Hook time (see "Coloring Center"). (They should find a different one than the one they hid.) As the children sit on a chair in a circle, let them share the good thing that is happening in their picture and then "clothe" the child on the floor with it. These pictures could actually be taped on a child standing in the middle of the circle.
- T-Shirt Throw Away:** As you talk about greedy, selfish, angry, and hurtful words that can come out of our mouths, pin these words on a shirt that you have asked a child to model for you. Then as you

take off the papers and ask forgiveness for doing whatever they say, throw them in the garbage. Talk about getting rid of these things for good and asking Jesus to help us not do them again.

**“Kindness” T-Shirt Relay:** Talk about being clothed with kindness, gentleness, patience, and true words instead of anger, lies, and selfishness. As you discuss these attributes, write the good ones on a white t-shirt. (Write on another shirt before class.) With two teams lined up, one child at a time from each team tip-toes to the shirt across the room, puts it on, poses, and takes it off. (A polaroid camera might be fun at this point!) He tip-toes back and the next one in line takes his turn.

---

**“Put on” or “Throw Away” Review: (COL03ECGF7)** “If I believe that Jesus is God the Son who died for my sins, that He came back to life, and that I want to belong to Jesus, He gives me a clean heart. I should put on Jesus’ clean words and actions. I should put on kindness, gentleness, patience, truthful words, and not be angry, greedy, and selfish.” Let children pull a piece of paper out of a basket. Read what it says and let them decide if they should tape it to your shirt or throw it in the garbage. See the accompanying review question sheet to cut apart for papers in the basket.

④ **Hula Hoop Review: (COL03ECGF7)** Using the review question sheet, draw out a paper. If it is something Jesus would want us to do or think, all the children jump inside the hoop or masking tape circle on the floor (or rope on the lawn). If you read a bad thing, they all jump out.

④ **Paper Dolls: (COL03ECGF8 and COL03ECGF9)** Copy the GF8 dolls on heavy paper, cut them out, and give a boy doll to each boy and a girl doll to each girl. Let the children color their dolls as you talk about how their bad attitudes make them have frowns on their faces. Copy a GF9 set of clothes for each child and cut them out. Let the children hook their dolls’ clean clothes on the back side of their paper dolls. The children can draw happy faces on that side. Sing “Jesus Clothes” and “Clean Your Heart” as the children work on their paper dolls.

④ **Fill the Jar with Kindness: (COL03ECGF7)** Tape a paper child on a pint jar. As you read the review question slips, either fill up the child with good things or throw them in the garbage.

### Songs:

**Colossians 1:18 Memory Verse Song for 4’s & 5’s** (tune: “Have You Ever Seen a Lassie?”)  
Je-e-sus is the beginning, the first-born from the dea-ad;  
So that He Himself might come to have  
First place in everything.

**The Bible Is God's Word** (tune: “Mary Had Little Lamb”)  
God wants us to get to know Him better. He gave us the Bible to tell us what He wants us to do.  
God gave us a special book, special book, special book.  
God gave us a special book. The Bible is God's Word.

Paul helped write the special book, special book, special book.  
Paul helped write the special book. Colossians is God's Word.

**Lord I Want to Be a Christian**  
Lord, I want to be a Christian in my heart, in my heart.  
Lord, I want to be a Christian in my heart.  
In my heart; in my heart.  
Lord, I want to be a Christian in my heart.

Lord, I want to be more loving in my heart, in my heart.  
Lord, I want to be more loving in my heart.  
In my heart; in my heart.  
Lord, I want to be more loving in my heart.

Lord, I want to be like Jesus in my heart, in my heart.  
Lord, I want to be like Jesus in my heart  
In my heart; in my heart.  
Lord, I want to be like Jesus in my heart.

**Believe in Jesus** (tune: “Frere Jacques”)

Believe in Jesus. (Point up.)  
Belong to Jesus. (Place hand on heart.)  
Obey His word. (Open hands like a book.)  
Obey His word.  
He will make your heart clean. (Point to heart.)  
He will make your heart clean.  
Yes He will. Yes He will. (Nod.)


- Clean Your Heart** (tune: "Row, Row, Row Your Boat")  
Clean, clean, clean your heart. (Place hand on heart.)  
Do it every day. (Flip hands outward.)  
Say you're sorry when you're wrong. (Fold hands for prayer.)  
Jesus makes you clean. (Point to heart.)

- Jesus Clothes** (tune: "Happy Birthday")  
Obey your parents.  
Tell them the whole truth.  
Be kind to each other.  
Put on "Jesus" clothes!




### Took:

- Hands Full of Thanks:** Help the children trace around one of their hands on construction paper. Print "Thankful" across the palm. Let the children or leader trace the hands in color and have the children add any decorations they wish. Ask the children what they are thankful for and print the answers on each of the fingers. "In today's Bible Adventure, we learned that it is Jesus who fills us with thankfulness."
- Kindness Tunic:** (COL03ECGF3, COL03ECGF4, and COL03ECGF11) Cut a 36-40-inch piece of butcher paper for each child. Fold it in half and cut a half-circle in the middle on the fold for the head hole. Let the children color and glue "kindness" pictures and any other extra decorations, like GF3 and GF4 pictures, stamps, yarn, and stickers, on their tunics. Talk about the Aim Questions as the children work on their tunics.
- "Jesus Clothes" March:** Wearing their "kindness" tunics, have the children march around the room to taped music and/or singing the Bible verse.
- ④ **Game and Verse Page:** (COL03ECGF10) Color this page and glue it to a piece of heavier construction paper. Give children happy and sad face stickers to place on each space. These can be drawn if desired. Provide one button for each child on which you have written a number one on one side and a number two on the other plus a matching button to move along the path. If a button lands on a sad face, the child gets to say the verse because that means he did something unkind or mean.
- Preschool Page for Parents:** (COL03ECPPP) Send a page home with each child, encouraging parents to reinforce the Bible truths at home. Spend a few minutes before the children go home creatively reviewing the song and memory verse.



COL030CGF1


**Our sins are buried with Christ, and we are raised to new life with Jesus.**



Paul told the Colossian to get rid of bad attitudes.



Colossians says, "Put on God's right attitudes."



God fills us with His right attitudes and actions.

Gentle



Kind



Truthful



Patient



Thankful



Gentle



Gentle



Kind



Truthful




Patient



Thankful



Kind



Gentle



Kind



Truthful



Patient



Thankful



Truthful



Gentle



Kind



Truthful



Patient



Thankful



Patient



Gentle



Kind



Truthful



Patient





Thankful



Thankful





Put an "x" over the pictures of children who are showing their bad attitudes.  
 Draw a line from the child in the center to the pictures of children with good attitudes.

## Review Questions

- I want more toys.
- I want a better bike.
- I am thankful for my family.
- I am thankful for what I have to play with.
- I obey my parents.
- I tell lies.
- I tell the truth.
- I use bad words.
- I say kind, encouraging words.
- I get mad and say angry words.
- I get mad and hit.
- I throw a temper tantrum when I don't get my way.
- I happily do what I am told to do.
- I say words that hurt like, "I hate you. You are stupid. You smell."
- I am patient and take my turn.
- I am kind to others.
- I don't grab toys from my friends.
- When I am hit, I forgive.
- When I hurt someone, I say I am sorry.
- I am patient while Mom is shopping.
- I am patient when dinner isn't ready.
- I say, "Thank you, God," for all He has given me.
- I say, "I am sorry for being selfish."
- I am gentle with my friends.
- I love others like Jesus loves.
- I say, "I am sorry for complaining about my food."
- I say, "I am sorry for those unkind words."


# Paper Dolls


Copy these dolls on heavy paper, a girl for each girl in the class and a boy for each boy.  
Give each child a set of GF9 clean clothes to put on the dolls.



# Paper Doll Clothes

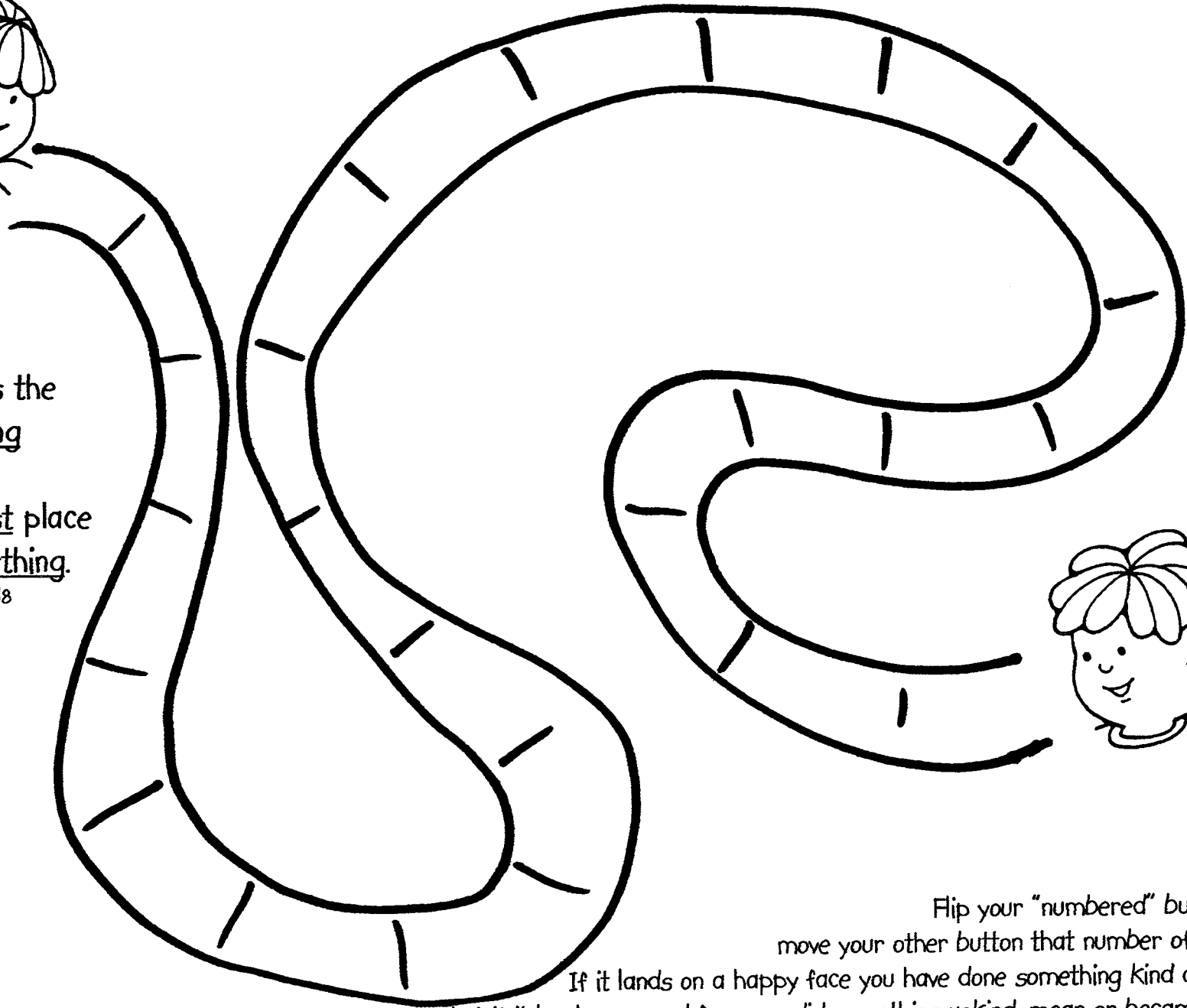
Copy a set of girl doll clothes for each girl in the class and a boy set for each boy.  
Cut out the clothes and put "clean" clothes on the GF8 paper dolls.





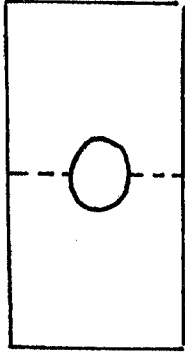
Jesus is the  
beginning  
and  
has first place  
in everything.

Colossians 1:18



Flip your "numbered" button and  
move your other button that number of spaces.  
If it lands on a happy face you have done something kind and good  
but if it lands on a sad face you did something unkind, mean or became angry.  
You get to say the Bible Verse!

Tunic Sample



Jesus is the  
beginning  
and  
has first place  
in everything.

Colossians 1:18

Jesus is the  
beginning  
and  
has first place  
in everything.

Colossians 1:18

Jesus is the  
beginning  
and  
has first place  
in everything.

Colossians 1:18

Jesus is the  
beginning  
and  
has first place  
in everything.

Colossians 1:18

Jesus is the  
beginning  
and  
has first place  
in everything.

Colossians 1:18

Jesus is the  
beginning  
and  
has first place  
in everything.

Colossians 1:18

Jesus is the  
beginning  
and  
has first place  
in everything.

Colossians 1:18


Jesus is the  
beginning  
and  
has first place  
in everything.

Colossians 1:18

# Preschool Page for Parents

Extended Bible School Training in the Home

November 10, 2002  
Colossians Chapter 3



Jesus gives us new, clean hearts.

## This is what I learned today!

Paul wrote the Colossians to tell them that if they belong to Jesus, they will live a new kind of life. Jesus gives people new, clean hearts that want to obey Him. Old, selfish hearts are like dirty, smelly clothes. Paul told the Colossians to take off their old, dirty, bad attitudes. They were to put on Jesus' clean, right attitudes as though they were putting on clean clothes. If we ask Jesus to forgive us when we sin, He will fill us with His forgiveness for other people. He will fill us with His thankfulness. Jesus will fill us with kindness and help us say good words and not hurtful words. Jesus wants to fill us with His words and His ways.

### Today's Memory Verse

Jesus is the beginning, the first-born from  
the dead; so that He Himself might come  
to have first place in everything.

Colossians 1:18

## God's Right Attitudes and Actions




Teach your preschool child that his selfish, sinful attitudes and actions must be replaced by God's right ones. Begin by having him make faces--angry, happy, sad, surprised--and talk about how the face shows the attitude of the heart. Look at the pictures on the back of this page that show wrong and right attitudes. This week, each time your child shows his sinful attitude by the look on his face, by his words, or by his actions, sing the following song, substituting the appropriate change of facial expression or hand and foot motion. Be consistent in helping him change his old, selfish "clothes" into clean, good "clothes."


Lord, I Want to Be Like Jesus  
(tune: "Lord, I Want to Be a Christian")

Lord, I want to be like Jesus in my heart, in my heart.  
Lord, I want to be like Jesus in my heart.  
In my heart, in my heart (with my mouth, hands, feet).  
Lord, I want to be like Jesus in my heart.

\* For tunes to songs, ask about the preschool tape.



Paul told the Colossians to get rid of bad attitudes.



Colossians says, "Put on God's right attitudes."